

novalux
ITALIAN LIGHTING DESIGN SINCE 1948

25

ARTEC
ALL IN ONE

Una raccolta di **idee**
L'unione di molte **esperienze**
Tante scintille, un'unica **luce**

All in one.


A collection of **ideas**
The union of **experiences**
Many sparks, one **light**

All in one.


INDICE ALFABETICO

ALPHABETICAL INDEX

> **NEW**
> **ELITE 2024**





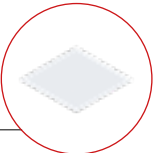




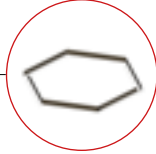


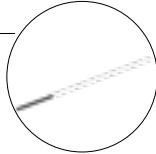


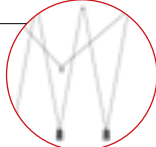


New



Upgrade

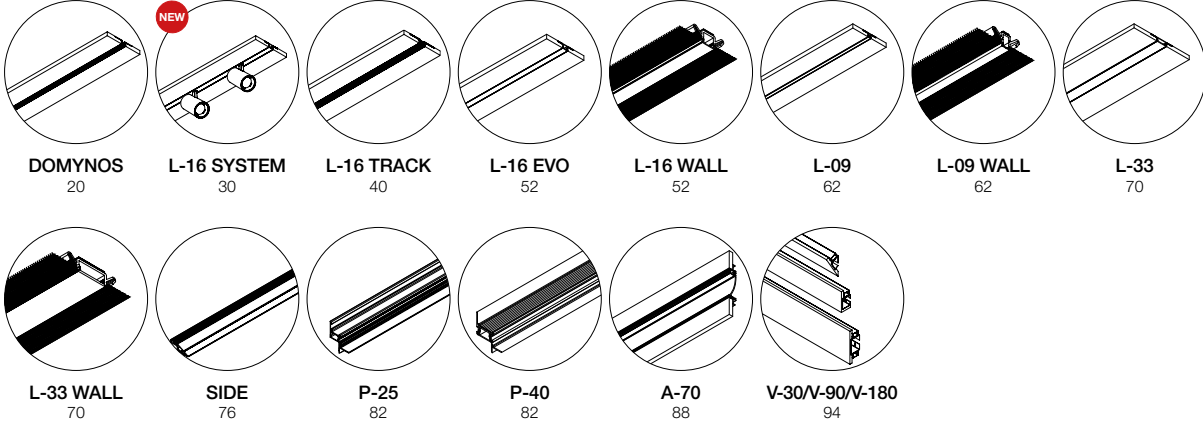
088	A-70		552	GLASS	
450	ALL-TRACK		288	HALOS	
314	ARK		NEW 262	HALOS ACOUSTIC	
557	AZIMUT		294	HALOS B	
482	BACKLIT		NEW 266	HALOS B ACOUSTIC	
NEW 328	BRIDGE SYSTEM		298	HALOS MINI	
322	CALIMERO		374	HALOS MINI APPLIQUE	
NEW 248	CAOS		308	HALOS SPOT	
NEW 252	CAOS B		130	HERO	NEW
398	CHANEL PT		140	HERO B	EMISSIONE DIRETTA DIRECT EMISSION
406	CHANEL TL		152	HERO C	
352	COLLINS PL		112	HERO MINI	
382	COLLINS PR		120	HERO MINI B	
334	COLLINS SP		366	HONEY IN	
446	CREP		364	HONEY PL	
338	CRYSTAL		384	HONEY PR	
380	CUBRIK		394	HONEY PT	
464	DALÌ		402	HONEY TL	
400	DIANA		NEW 468	HONEY TR	
550	DISC		564	JOY	
020	DOMYNOS		422	KONE	
102	DOMYNOS PS		NEW 356	KONE PL	
524	DRIVERS		062	L-09	
560	DROP FLAT		062	L-09 WALL	
278	ELIS		052	L-16 EVO	
NEW 554	FATA		NEW 030	L-16 SYSTEM	
194	FORTY8 TRACK		052	L-16 WALL	
500	FRAME PANEL		040	L-16 TRACK	
462	GALA		070	L-33	
360	GECO		070	L-33 WALL	NEW
NEW 360	GECO MINI		236	LI-NEAR	MODULO LED OPALE OPAL LED MODULE
527	GESTIONE LUCE		553	LISA	

160	LUCKY MAXI	
370	LUNA	
551	LYTUS	
470	MARLIN	
430	MIND	
326	MINI TUBE	
420	MINI WELL	
350	MISS PL	
386	MISS PR	
NEW 344	MISS SP	
388	NEWSTEP	
434	NIK	
392	NINA	
NEW 412	OPTIX	
358	OWL	
082	P-25	
168	P-30	
275	P-30 READY	
082	P-40	
NEW 476	PANEL PERFORMANCE	
NEW 340	PATTY	
555	PEAK	
518	PROFILED 230	
515	PROFILED ANGOLARE	
NEW 508	PROFILED FLEX	
514	PROFILED INCASSO H12	
511	PROFILED H16	
510	PROFILED H9	
512	PROFILED MACRO	
513	PROFILED MICRO	
516	PROFILED TONDO	
NEW 456	PROFILO UP-LIGHT	
378	PUNTO	
228	RECTA	
318	ROTO EVO	
496	SCHOOL	
472	SHOW	
NEW 340	SELMA	
076	SIDE	
NEW 270	SIX	
NEW 256	SIX ACOUSTIC	
442	SLIM	
561	SOAP	
559	SOLE	
432	SPIRIT	
368	SPYGLASS	
520	STRIP LED 24V / 48V / 230V	
NEW 509	STRIP LED FLEX	
218	T-48 MINI	
562	TECA	
486	THE PANEL 2	
494	THE PANEL BIEMISSIONE	
495	THE PANEL IP65	
558	TILE	
362	TIN	
396	TINY PT	
404	TINY TL	
563	TITTI	
376	UPPER	
094	V-30 V-90 V-180	
408	VISaVIS	
418	WELL	
NEW 419	WELL GU10	
NEW 324	WENDY	
556	ZENIT	

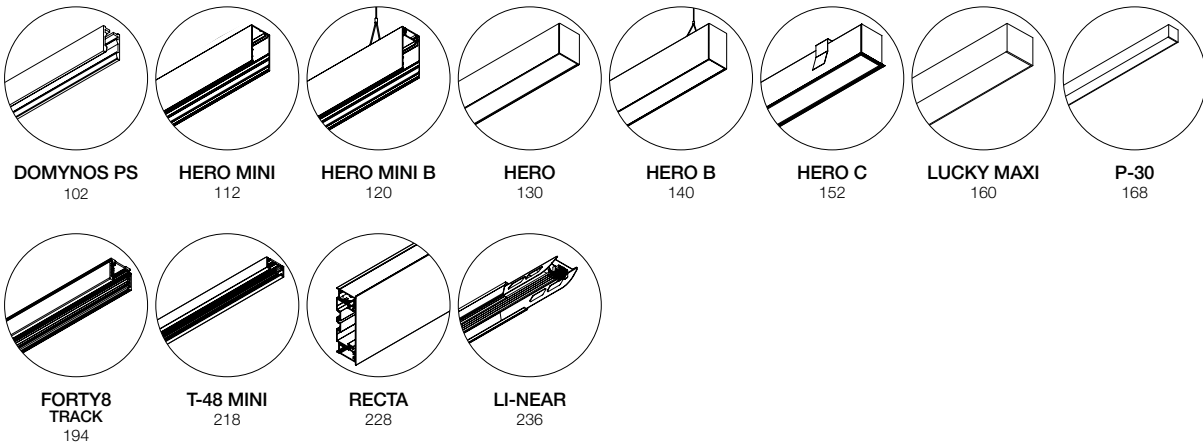
INDICE CAPITOLI

TABLE OF CONTENTS


CARTOON LIGHT



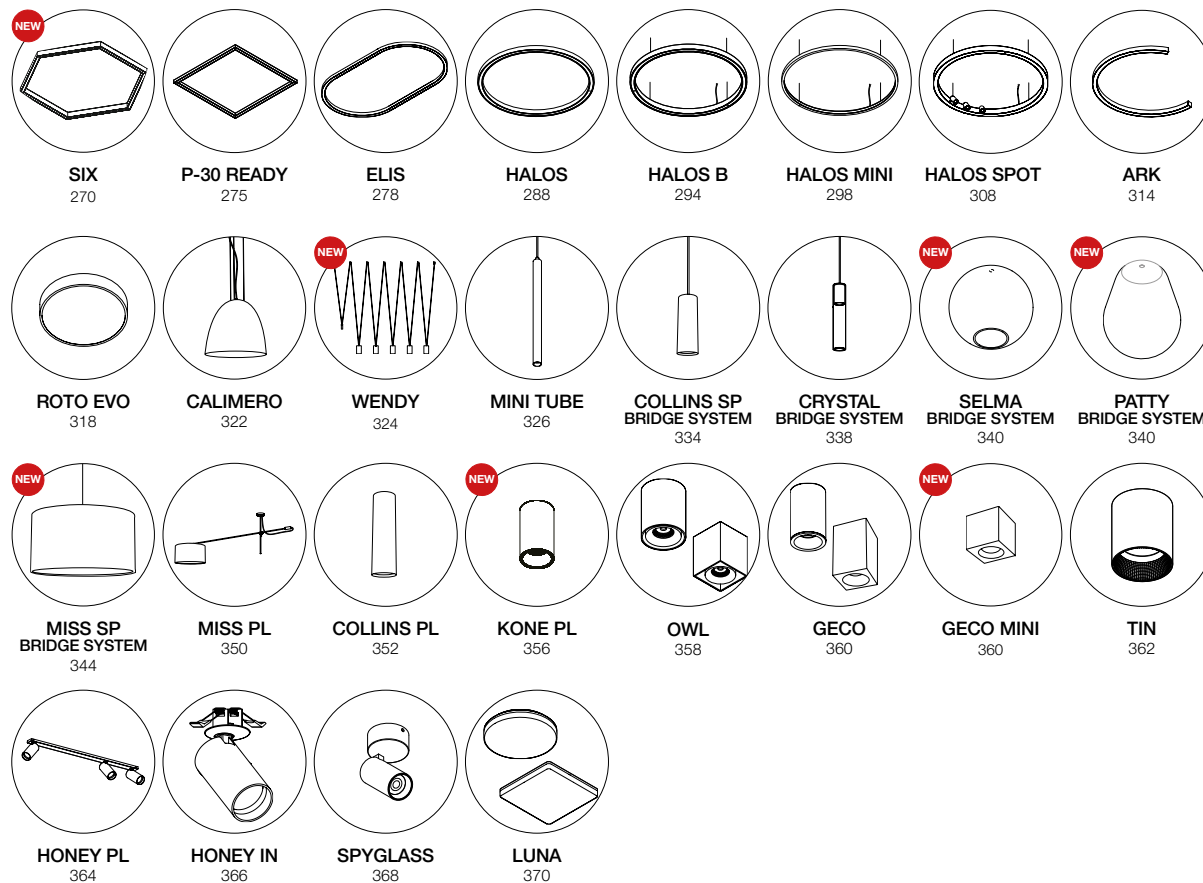
SYSTEMS



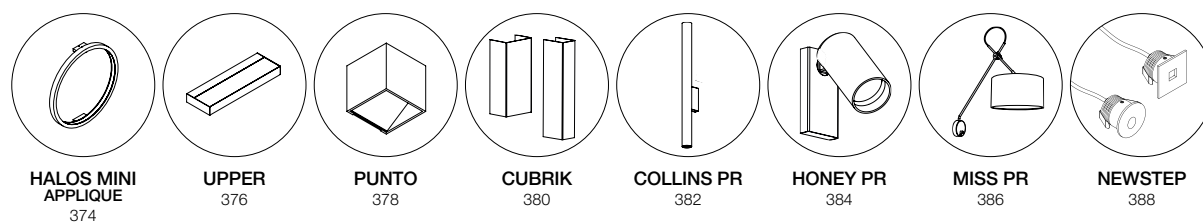
ACOUSTIC



CEILING | SUSPENSION



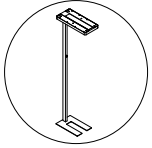
WALL



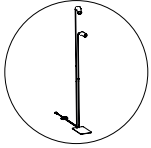
INDICE CAPITOLI

TABLE OF CONTENTS


FLOOR | TABLE



NINA
392



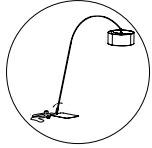
HONEY PT
394



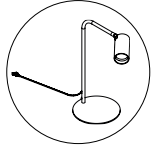
TINY PT
396



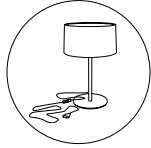
CHANEL PT
398



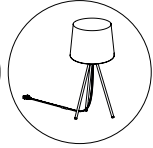
DIANA
400




HONEY TL
402



TINY TL
404



CHANEL TL
406

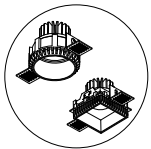


VISaVIS
408

DOWNLIGHT



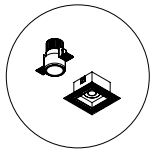
OPTIX
412



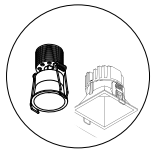
WELL
418



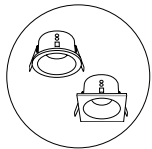
WELL GU10
419



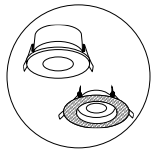
MINI WELL
420



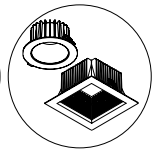
KONE
422



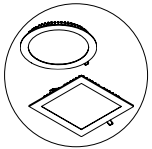
MIND
430



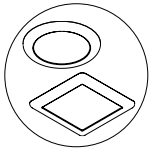
SPIRIT
432



NIK
434

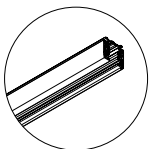


SLIM
442



CREP
446


TRACK



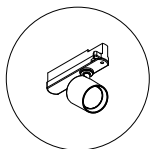
**ALL-TRACK
PLAFONE-
SOSPENSIONE**
454



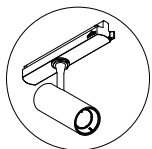
**ALL-TRACK
PROFILO
UP-LIGHT**
456



**ALL-TRACK
INCASSO**
458



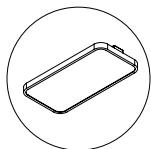
GALA
462



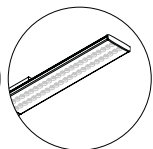
DALÌ
464



HONEY TR
468

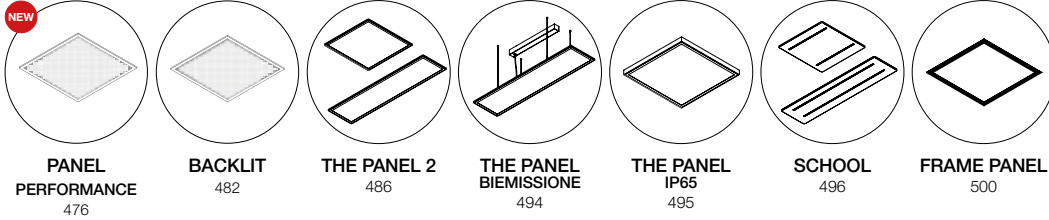


MARLIN
470

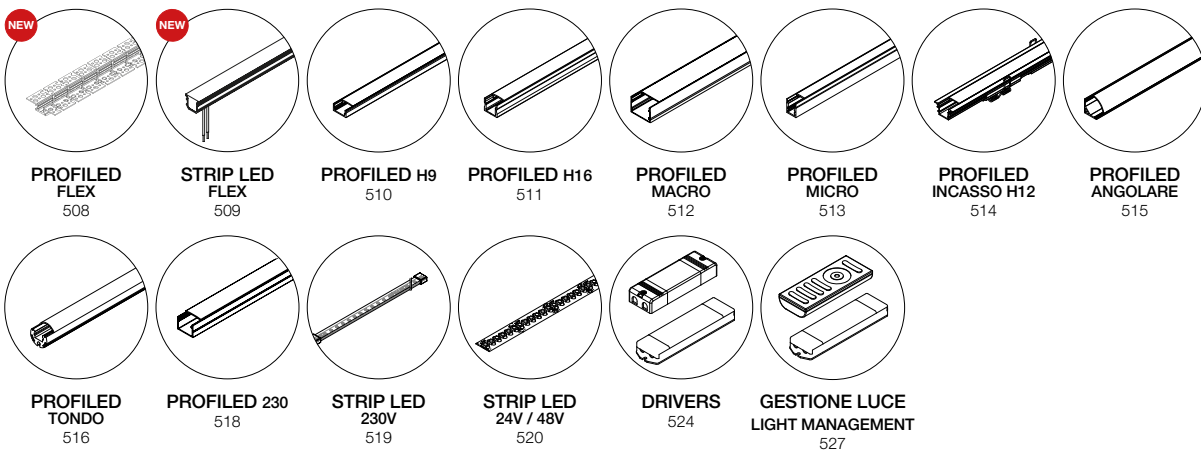


SHOW
472

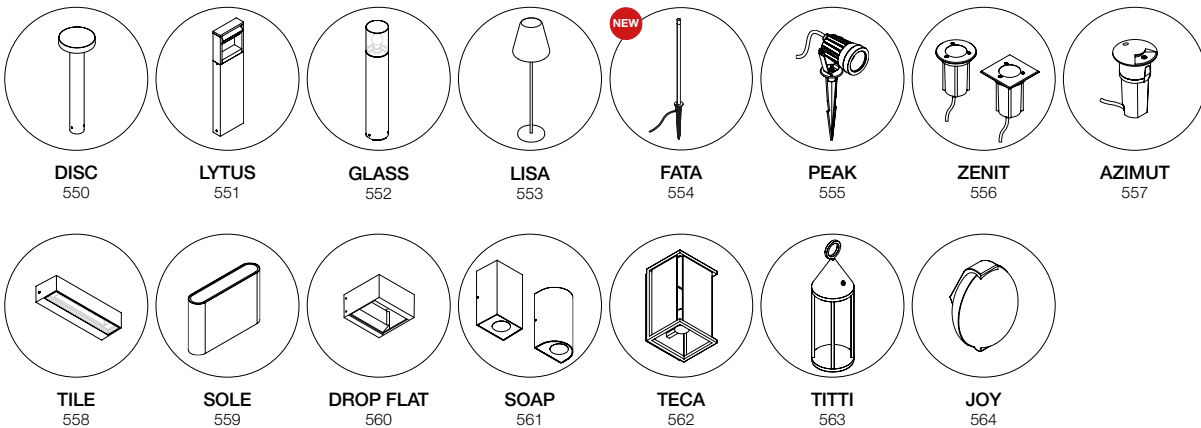
LED PANEL



PROFILED | STRIP LED | LIGHT MANAGEMENT

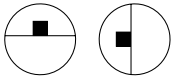


OUTLIGHT



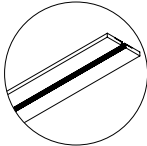
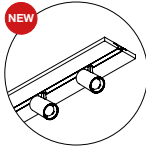
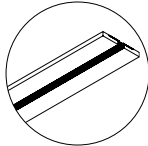
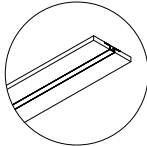
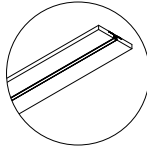
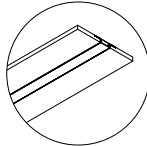
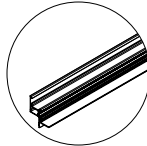
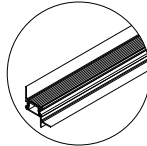
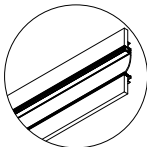
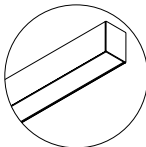
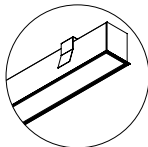
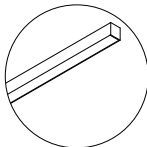
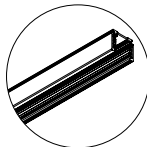
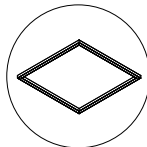
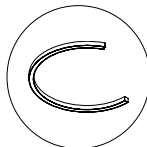
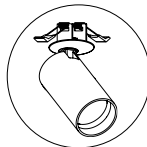

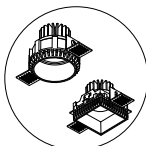

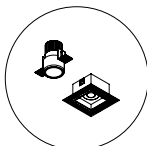
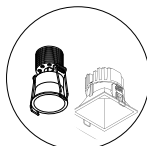
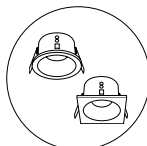
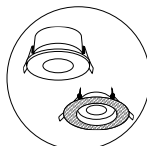
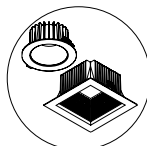
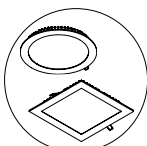
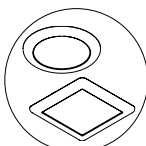
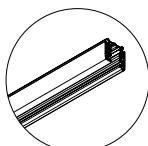

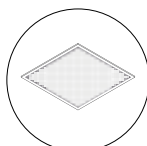
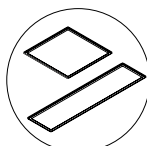
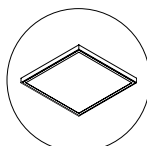
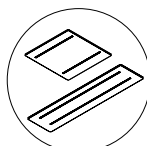
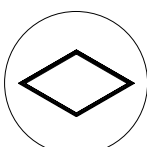

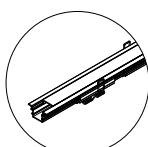
INDICE PER INSTALLAZIONE

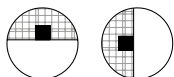
INSTALLATION INDEX



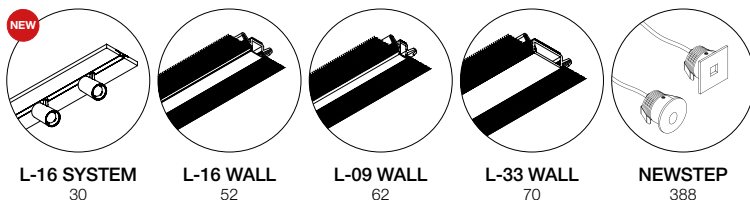
INCASSO IN CARTONGESSO

RECESSED IN PLASTERBOARD

							
DOMYNOS 20	L-16 SYSTEM 30	L-16 TRACK 40	L-16 EVO 52	L-09 62	L-33 70	P-25 82	P-40 82
							
A-70 88	HERO 130	HERO C 152	P-30 168	FORTY8 TRACK 210	P-30 READY 275	ARK 314	HONEY IN 366
							
OPTIX 412	WELL 418	WELL GU10 419	MINI WELL 420	KONE 422	MIND 430	SPIRIT 432	NIK 434
							
SLIM 442	CREP 446	ALL-TRACK 458	PANEL PERFORMANCE 476	BACKLIT 482	THE PANEL 2 486	THE PANEL IP65 495	SCHOOL 496
							
FRAME PANEL 500	PROFILED FLEX 508	PROFILED INCASSO H12 514					



INCASSO IN MURATURA RECESSED IN MASONRY



L-16 SYSTEM
30

L-16 WALL
52

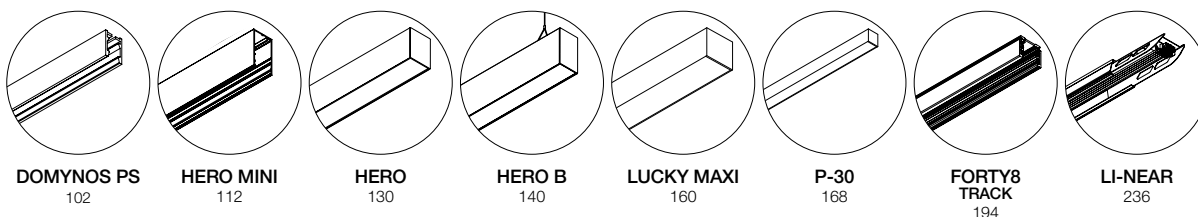
L-09 WALL
62

L-33 WALL
70

NEWSTEP
388



SOSPENSIONE SUSPENSION



DOMYNOS PS
102

HERO MINI
112

HERO
130

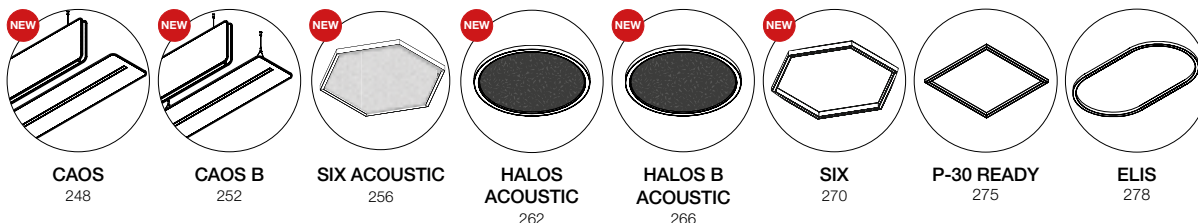
HERO B
140

LUCKY MAXI
160

P-30
168

FORTY8 TRACK
194

LI-NEAR
236



CAOS
248

CAOS B
252

SIX ACOUSTIC
256

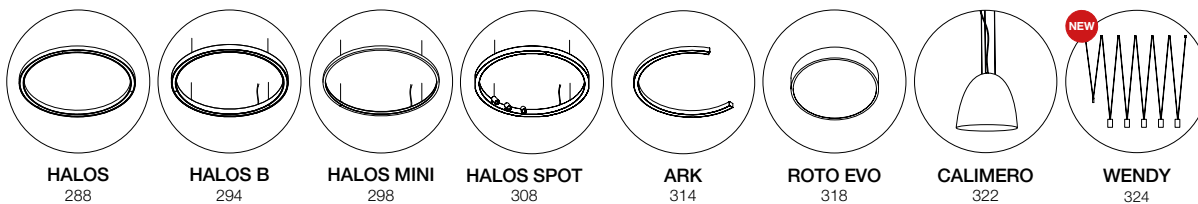
HALOS ACOUSTIC
262

HALOS B ACOUSTIC
266

SIX
270

P-30 READY
275

ELIS
278



HALOS
288

HALOS B
294

HALOS MINI
298

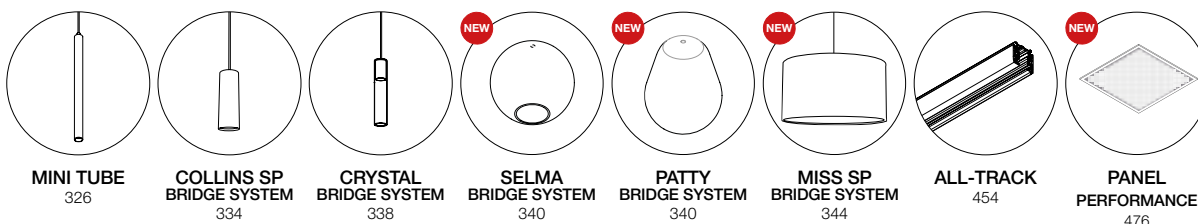
HALOS SPOT
308

ARK
314

ROTO EVO
318

CALIMERO
322

WENDY
324



MINI TUBE
326

COLLINS SP BRIDGE SYSTEM
334

CRYSTAL BRIDGE SYSTEM
338

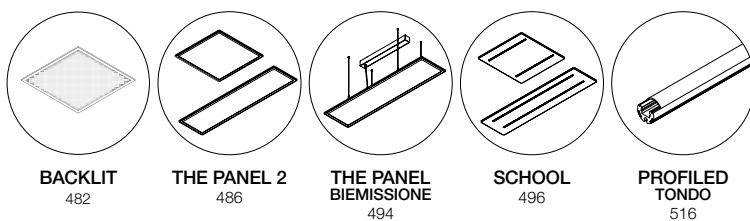
SELMA BRIDGE SYSTEM
340

PATTY BRIDGE SYSTEM
340

MISS SP BRIDGE SYSTEM
344

ALL-TRACK
454

PANEL PERFORMANCE
476



BACKLIT
482

THE PANEL 2
486

THE PANEL BIEMISSIONE
494

SCHOOL
496

PROFILED TONDO
516

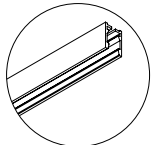
INDICE PER INSTALLAZIONE

INSTALLATION INDEX

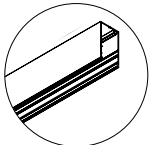


PLAFONE

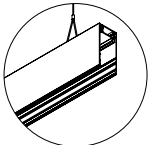
CEILING MOUNTED



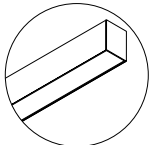
DOMYNOS PS
102



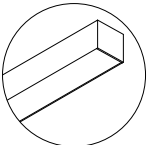
HERO MINI
112



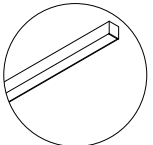
HERO MINI B
120



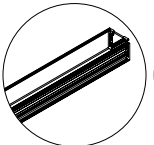
HERO
130




LUCKY MAXI
160



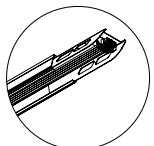
P-30
168



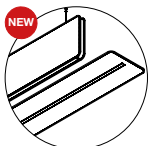
FORTY8 TRACK
194




T-48 MINI
218



LI-NEAR
236



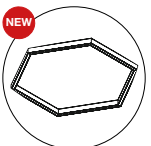
CAOS
248



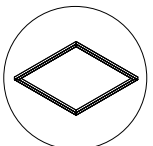
SIX ACOUSTIC
256



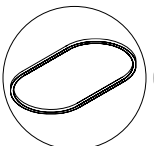
HALOS ACOUSTIC
262



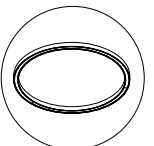
SIX
270



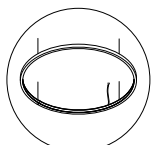
P-30 READY
275



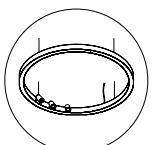
ELIS
278



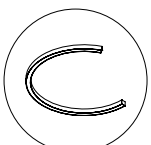
HALOS
288



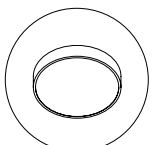
HALOS MINI
298



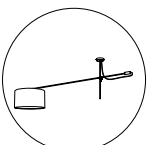
HALOS SPOT
308



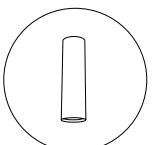
ARK
314



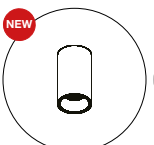
ROTO EVO
318



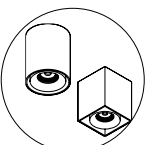
MISS PL
350



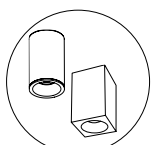
COLLINS PL
352



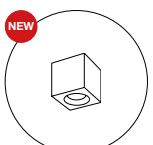
KONE PL
356



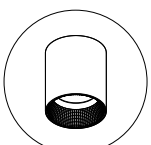
OWL
358



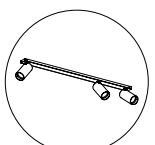
GECO
360



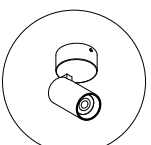
GECO MINI
360



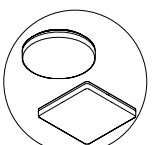
TIN
362



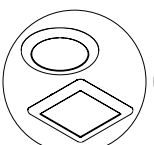
HONEY PL
364



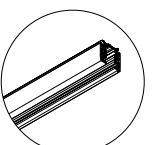
SPYGLASS
368




LUNA
370



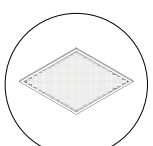
CREP
446



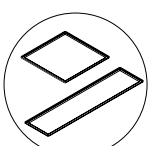
ALL-TRACK
454



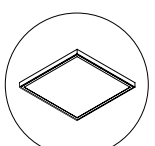
PANEL PERFORMANCE
476



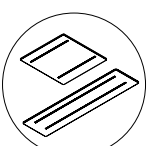
BACKLIT
482



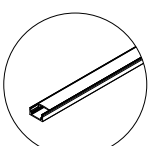
THE PANEL 2
486



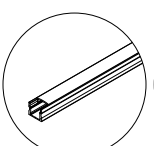
THE PANEL IP65
495



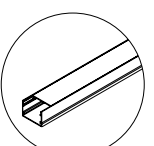
SCHOOL
496



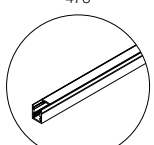
PROFILED H9
510



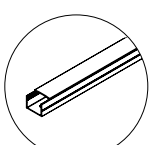
PROFILED H16
511



PROFILED MACRO
512



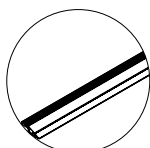
PROFILED MICRO
513



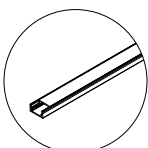
PROFILED 230
518



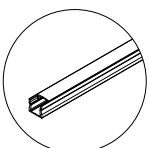
VELETTA LIGHT COVE



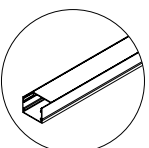
SIDE
76



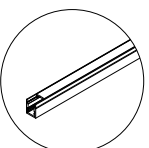
PROFILED H9
510



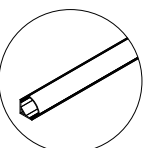
PROFILED H16
511



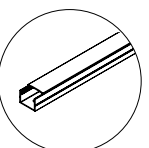
**PROFILED
MACRO**
512



**PROFILED
MICRO**
513



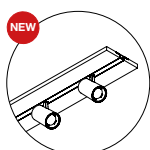
**PROFILED
ANGOLARE**
515



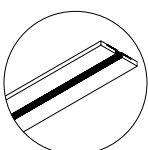
PROFILED 230
518



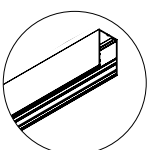
BINARIO TRACK



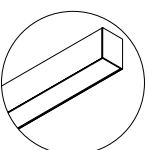
L-16 SYSTEM
30



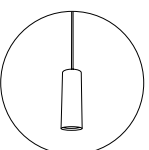
L-16 TRACK
40



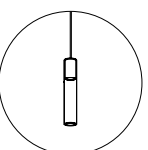
HERO MINI
112



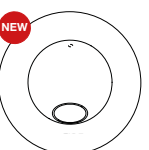
HERO
130



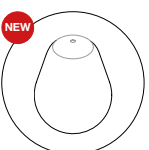
**COLLINS SP
BRIDGE SYSTEM**
334




**CRYSTAL
BRIDGE SYSTEM**
338



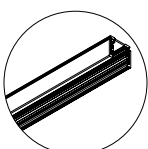
**SELMA
BRIDGE SYSTEM**
340



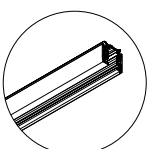
**PATTY
BRIDGE SYSTEM**
340




**MISS SP
BRIDGE SYSTEM**
344



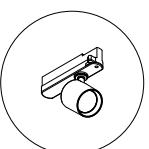
**FORTY8
TRACK**
194



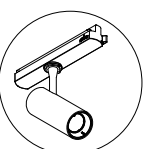
ALL-TRACK
454



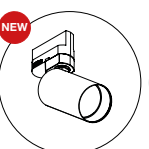
**ALL-TRACK
PROFILO
UP-LIGHT**
456



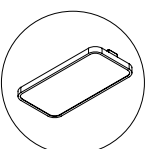
GALA
462



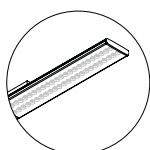
DALI
464



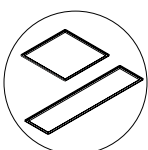
HONEY TR
468



MARLIN
470



SHOW
472



THE PANEL 2
486

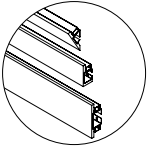
INDICE PER INSTALLAZIONE

INSTALLATION INDEX

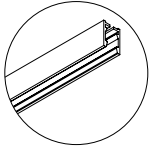


PARETE

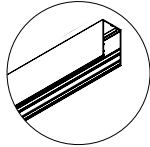
WALL-MOUNTED



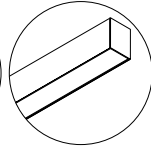
V-30/V-90/V-180
94



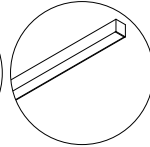
DOMYNOS PS
102



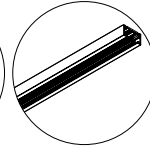
HERO MINI
112



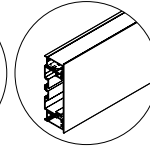
HERO
130



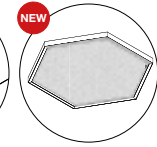
P-30
168



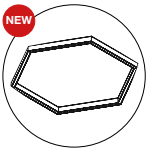
T-48 MINI
218



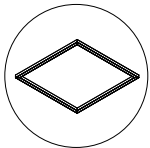
RECTA
228



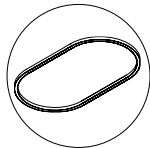
SIX ACOUSTIC
256



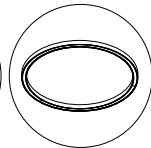
SIX
270



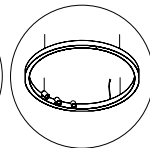
P-30 READY
275



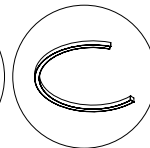
ELIS
278



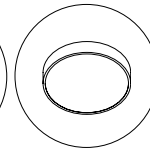
HALOS
288



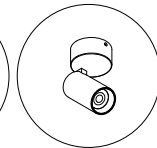
HALOS SPOT
308



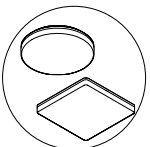
ARK
314



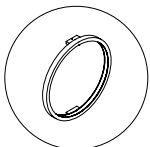
ROTO EVO
318



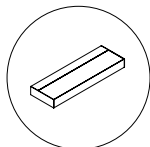
SPYGLASS
368



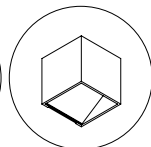
LUNA
370



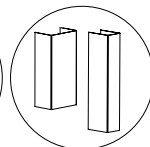
HALOS MINI
APPLIQUE
374



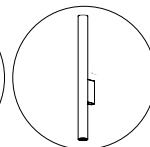
UPPER
376



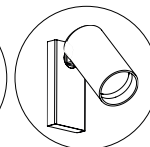
PUNTO
378



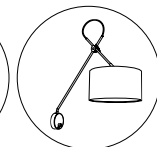
CUBRIK
380



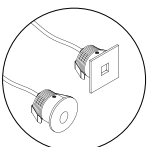
COLLINS PR
382



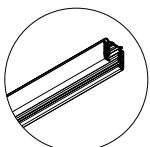
HONEY PR
384



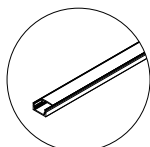
MISS PR
386



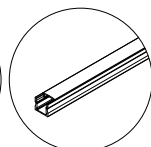
NEWSTEP
388



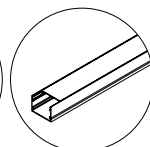
ALL-TRACK
454



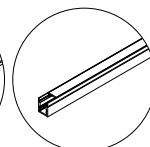
PROFILED H9
510



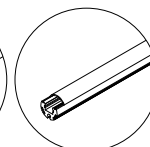
PROFILED H16
511



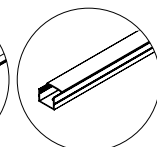
PROFILED
MACRO
512



PROFILED
MICRO
513



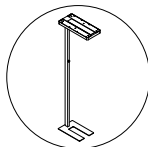
PROFILED
TONDO
516



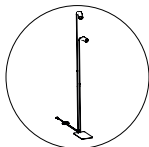
PROFILED 230
518



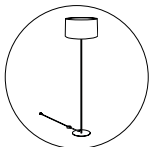
PIANTANA FLOOR LAMP



NINA
392



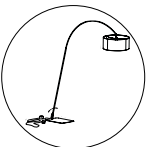
HONEY PT
394



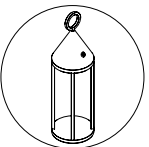
TINY PT
396



CHANEL PT
398



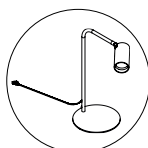
DIANA
400




TITTI
563



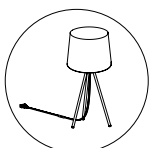
LAMPADA DA TAVOLO TABLE LAMP



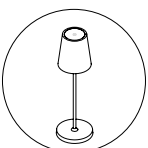
HONEY TL
402



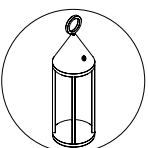
TINY TL
404



CHANEL TL
406



VISaVIS
408



TITTI
563

INDICE PER INSTALLAZIONE

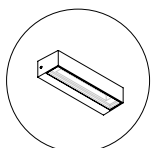
INSTALLATION INDEX

ESTERNO | OUTDOOR

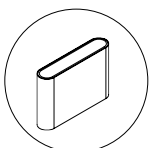


PARETE

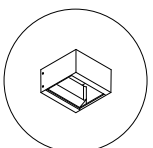
WALL-MOUNTED



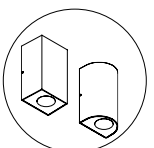
TILE
558



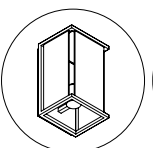
SOLE
559



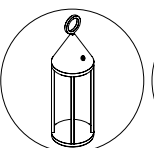
DROP FLAT
560



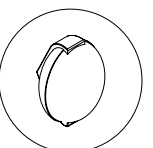
SOAP
561



TECA
562



TITTI
563

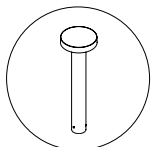


JOY
564

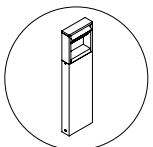


LAMPADA DA TERRA

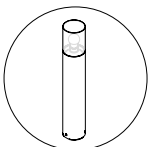
FLOOR LAMP



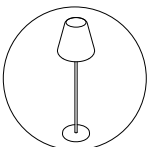
DISC
550



LYTUS
551



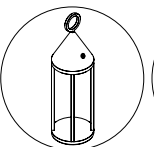
GLASS
552



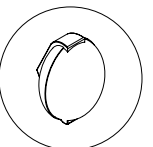
LISA
553



FATA
554



TITTI
563

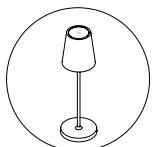


JOY
564

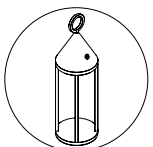


LAMPADA DA TAVOLO

TABLE LAMP



VISaVIS
408



TITTI
563

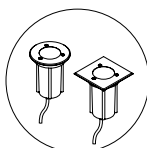
ESTERNO | OUTDOOR



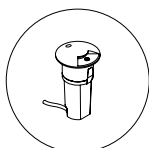
INCASSI A TERRA GROUND RECESSED



PEAK
555



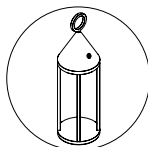
ZENIT
556



AZIMUT
557



SOSPENSIONE SUSPENSION
































TITTI
563

LEGENDA SIMBOLI





SYMBOLS LEGEND

	Classe I Class I		Incasso a soffitto in cartongesso Recessed into plasterboard ceiling
	Classe II Class II		Incasso a soffitto in muratura Recessed into brick/concrete ceiling
	Classe III Class III		Incasso a parete in cartongesso Recessed into plasterboard wall
	Alimentato in corrente alternata 220-240V 50/60Hz In alternating current 220-240V 50/60Hz		Incasso a parete in muratura Recessed into brick/concrete wall
	Alimentato a tensione di rete Mains voltage		Plafone Ceiling
	Valore di alimentazione in corrente costante Constant current value		Parete Wall
	Cablaggio con alimentatore elettronico dimmerabile analogico, regolazione mediante potenziometro con segnale 0-10V Analogic dimmable wiring, regulation by potentiometer 0-10V		Sospensione Suspended
	Cablaggio con alimentatore elettronico dimmerabile analogico, regolazione mediante potenziometro con segnale 1-10V Analogic dimmable wiring, regulation by potentiometer 1-10V		Lampada da terra / Piantana Floor lamp
	Cablaggio con alimentatore elettronico dimmerabile digitale con interfaccia DALI Dimmable wiring by DALI interface		Incasso a terra Floor recessed
	Cablaggio con alimentatore elettronico dimmerabile, regolazione tramite pulsante Dimmable wiring regulation by traditional switch-dim		Binario Track
	Cablaggio con alimentatore elettronico dimmerabile, regolazione con dimmer a taglio di fase Dimmable wiring, regulation with phase cut dimmer		Veletta Light cover
	Dimmer integrato Built-in dimming device		Tavolo Table
	Grado di protezione IK: resistenza dell'involucro dell'apparecchio agli impatti meccanici esterni IK index of protection: resistance of fixture casings against external mechanical impacts		
	Grado di protezione IP: efficacia di tenuta di contenitori degli apparecchi contro l'intrusione nel dispositivo di corpi estranei di tipo solido e liquido IP index of protection: effective seal for containers of electrical equipment against intrusion of liquids and solids		
	Minimo livello di oscillazione della luce, minor affaticamento visivo e migliore efficienza di sistema Minimum level of light oscillation, less visual fatigue and better system efficiency		
	Indice di resa cromatica >90 Colour rendering index >90		
	Apparecchio UGR <19 4H 8H, S=0,25, indice di riflessione 70-50-20 Fixture with UGR <19 4H 8H, S=0,25, reflexion index 70-50-20		
	Rischio fotobiologico esente Photobiological risk exent		Garanzia Warranty
	Rischio fotobiologico 1 Photobiological risk 1		Prodotto in Italia Made in Italy
	Apparecchio provisto di caricabatterie a muro con spina europea Fixture equipped with wall charger with European plug		Progettato in Italia Designed in Italy
	Conforme al DM 23 giugno 2022 n. 256 C.A.M. Edilizia Compliant with decree 23 June 2022 n. 256 C.A.M. Edilizia		Prodotto in Europa Made in Europe
			Prodotto novità New lighting fixture

FINITURE FINISHES


TRASPARENTE TRANSPARENT	.00		CAFFÈ CAFFÈ	.20	
BIANCO WHITE	.01		CAPPUCCINO CAPPUCCINO	.21	
NERO BLACK	.02 NE		ORO GOLD	.22	
GRIGIO GREY	.03		GRIGIO LIGHT RAL7044 LIGHT GREY RAL7044	.23	
BRUNITO BRUNISH	.04		GRIGIO DARK RAL7022 DARK GREY RAL7022	.24	
ROSSO RED	.05		TESSUTO BIANCO WHITE CANVAS	.25	
RUGGINE RUST	.06		TESSUTO NERO BLACK CANVAS	.26	
ACCIAIO INOX STAINLESS STEEL	.09		VELLUTO ROSA PINK VELVET	.27	
SALVIA SAGE	.10		VELLUTO BLU BLU VELVET	.28	
SABBIA SAND	.12		VELLUTO VERDE GREEN VELVET	.29	
OPALE / ANTRACITE OPAL / ANTHRACITE	.13		GRIGIO ANTRACITE ANTHRACITE GREY	.94	
RAME LUCIDO SHINY COPPER	.14		ANODIZZATO NATURALE ANODIZED NATURAL FINISH	.96	
ORO OPACO MATT GOLD	.15		CROMATO LUCIDO SHINY CHROME	.97	
OTTONE SATINATO SATIN BRASS	.16		NON DEFINITO UNDEFINED	.99	
ORO ROSSO RED GOLD	.18				

PANNELLI FONOASSORBENTI SOUND-ABSORBING PANELS

CARBONE CHARCOAL	.30	
COMFORT GREY COMFORT GREY	.31	
LIME LIME	.32	
SABBIA SAND	.33	

CARTOON LIGHT

DOMYNOS	020
L-16 SYSTEM	030
L-16 TRACK	040
L-16 EVO / L-16 WALL	052
L-09 / L-09 WALL	062
L-33 / L-33 WALL	070
SIDE	076
P-25 / P-40	082
A-70	088
V-30 / V-90 / V-180	094





DOMYNOS

PATENTED

L'evoluzione del concetto Cartoon Light, ora applicato alle forme curve. Un prodotto Novalux unico, dal design esclusivo, che sintetizza l'efficienza tecnologica all'estetica più ricercata. Sistema in cartongesso con profilo in estruso di alluminio integrato, per l'alloggiamento di moduli LED 48V magnetici lineari, curvi e circolari, combinabili tra loro. DOMYNOS esprime il passaggio dalla forma lineare a molteplici composizioni di luce, capaci di sedurre lo spazio con le loro curve.

The evolution of the Cartoon Light concept, now applied to curved shapes. A unique Novalux product with an exclusive design that combines technological efficiency with the most sought-after aesthetics. Plasterboard system with integrated extruded aluminium profile to house linear, curved and circular magnetic 48V LED modules that can be combined. DOMYNOS expresses the transition from linear form to multiple light compositions, capable of seducing space with their curves.

DOMYNOS

- **PANNELLI MODULARI DI CARTONGESSO DA 12,5 mm CON PROFILI CURVI INTEGRATI PER LED**

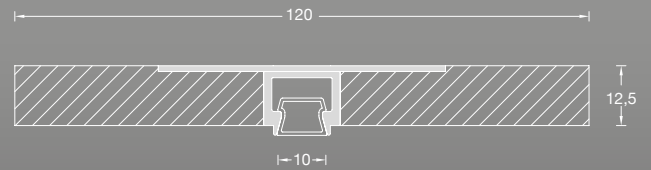
12,5mm MODULAR PLASTERBOARD PANELS WITH INTEGRATED CURVED PROFILED FOR LEDS

- **SISTEMA DI MONTAGGIO MAGNETICO DEI MODULI LED CURVI E LINEARI**

MAGNETIC MOUNTING SYSTEM OF CURVE AND LINEAR LED MODULES

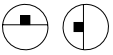
- **CONNETTORI RAPIDI PER UNA GIUNZIONE VELOCE E PRECISA DEI MODULI LED**

QUICK CONNECTORS FOR FAST AND PRECISE JUCTION OF LED MODULES





DOMYNOS

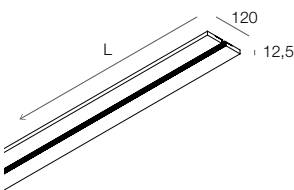


CONFIGURATORE
CONFIGURATOR



Sistema in cartongesso con profilo in estruso di alluminio per l'alloggiamento di moduli LED 48V.
Gestione ON/OFF con alimentatore stabilizzato 48V o dimmerazione con aggiunta dell'interfaccia di dimmerazione 105914.99

Plasterboard system with extruded aluminium profile for housing 48V LED modules.
ON/OFF management with 48V stabilized power supply or dimming with addition of 105914.99 dimming interface.



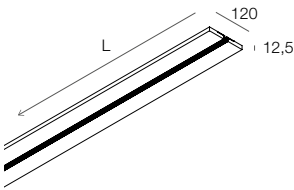
PROFILO LINEARE

Per moduli LED lineari L=498mm
Schermo per la stuccatura compreso.
Schermo opale finale da ordinare a parte.

LINEAR PROFILE

For linear LED modules L=498mm
Shade for plastering included.
Finishing shade to be ordered separately.

	L (mm)	n° LED modules	Euro CHF
110801.99	996	2	102,75
110802.99	1992	4	129,75



PROFILO LINEARE TAGLIABILE

Per moduli LED lineari L=498mm.
Tagliabile in opera seguendo la modularità del PCB.
Schermo per la stuccatura compreso.
Schermo opale finale da ordinare a parte.

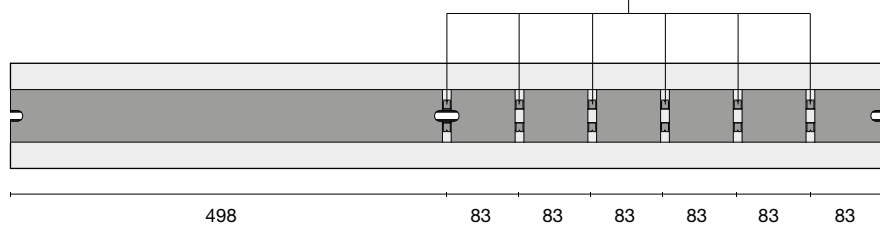
CUTTABLE LINEAR PROFILE

For linear LED modules L=498mm.
Can be cut on site, according to the modularity of the PCB.
Shade for plastering included.
Finishing shade to be ordered separately.

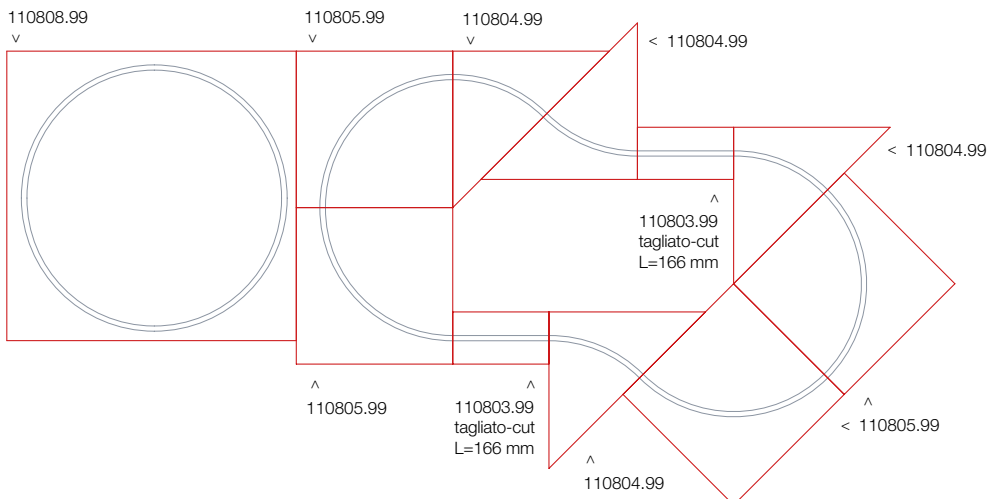
	L (mm)	Euro CHF
110803.99	996	104,75

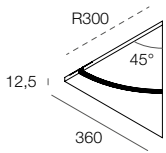

DORSO DEL PROFILO TAGLIABILE / BACK OF THE CUTTABLE LINEAR PROFILE

Pretranciature della lastra di acciaio zincato
Pre-cuts of the galvanized steel plate



Esempio composizione - PROFILI DI CARTONGESSO R300 / Composition example - PLASTERBOARD PROFILES R300





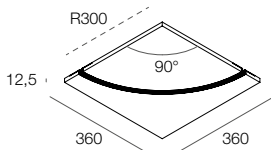
**PANNELLO CON PROFILO
CURVO R300 45°**

Per modulo LED R300 45°
Schermo per la stuccatura compreso.
Schermo opale finale da ordinare a parte.

**CURVED R300 45°
PROFILE PANEL**

For LED module R300 45°
Shade for plastering included.
Finishing shade to be ordered separately.

	R (mm)	n° LED modules	Euro CHF
110804.99	300	1	67,25



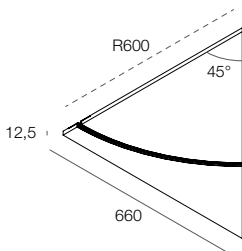
**PANNELLO CON PROFILO
CURVO R300 90°**

Per modulo LED R300 90°
Schermo per la stuccatura compreso.
Schermo opale finale da ordinare a parte.

**CURVED R300 90°
PROFILE PANEL**

For LED module R300 90°
Shade for plastering included.
Finishing shade to be ordered separately.

	R (mm)	n° LED modules	Euro CHF
110805.99	300	1	77,25



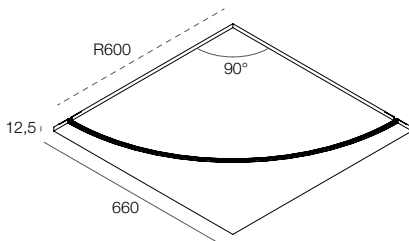
**PANNELLO CON PROFILO
CURVO R600 45°**

Per modulo LED R600 45°
Schermo per la stuccatura compreso.
Schermo opale finale da ordinare a parte.

**CURVED R600 45°
PROFILE PANEL**

For LED module R600 45°
Shade for plastering included.
Finishing shade to be ordered separately.

	R (mm)	n° LED modules	Euro CHF
110806.99	600	1	111,50



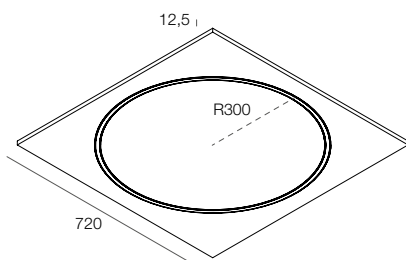
**PANNELLO CON PROFILO
CURVO R600 90°**

Per modulo LED R600 90°
Schermo per la stuccatura compreso.
Schermo opale finale da ordinare a parte.

**CURVED R600 90°
PROFILE PANEL**

For LED module R600 90°
Shade for plastering included.
Finishing shade to be ordered separately.

	R (mm)	n° LED modules	Euro CHF
110807.99	600	1	142,00



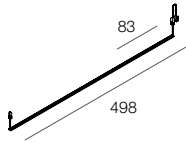
**PANNELLO CON PROFILO
CIRCOLARE R300 90°**

Per moduli LED R300 90°
Schermo per la stuccatura e schermo opale
finale compresi.

**CIRCULAR R300 90°
PROFILE PANEL**

For LED modules R300 90°
Shade for plastering and finishing shade
included.

	R (mm)	n° LED modules	Euro CHF
110808.99	300	4	238,00



**MODULO LED
MAGNETICO LINEARE**

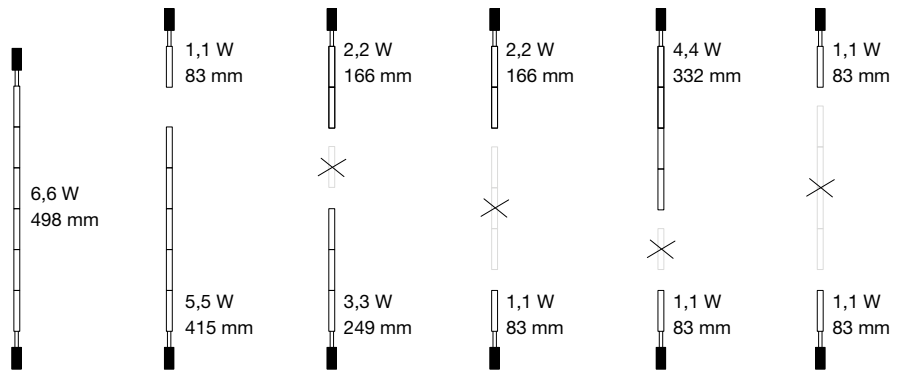
Modulo LED alimentabile a 48V
provvisto di connettori in testa e coda
per la connessione rapida in linea
continua, e magneti sul lato posteriore
per il montaggio sul profilo.
Tagliabile con modularità di 83mm.
In caso di taglio si interrompe la
continuità di linea: portare alimentazione
agli eventuali PCB successivi.

**LINEAR MAGNETIC
LED MODULE**

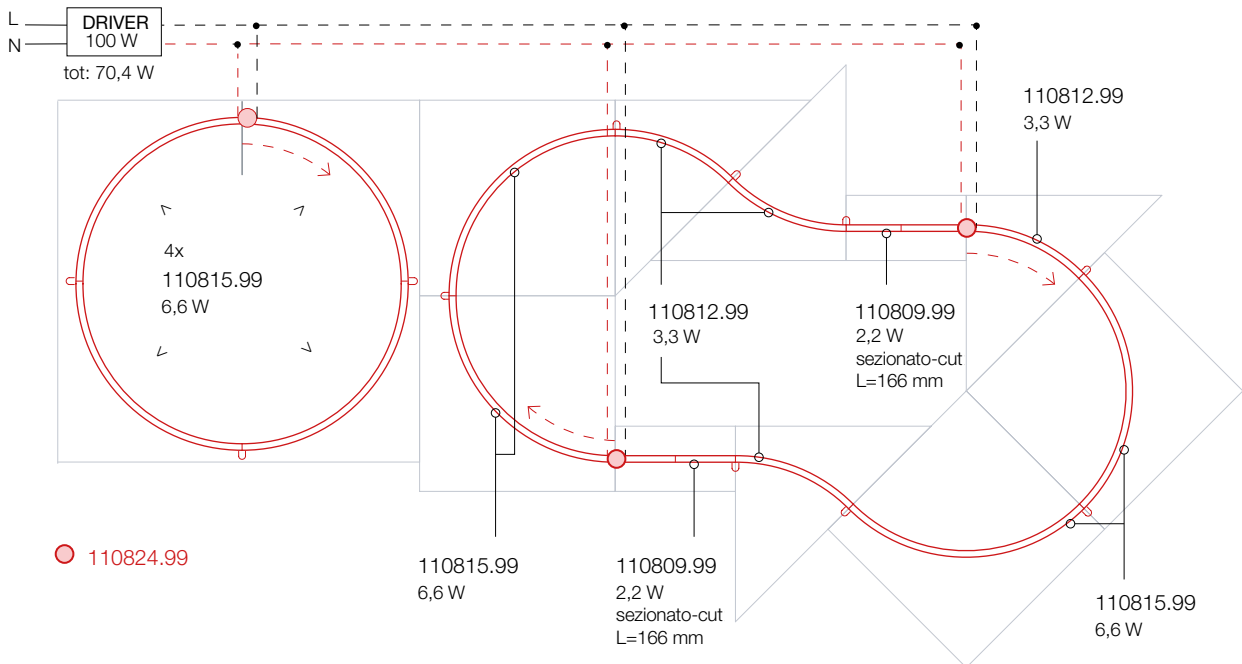
48V LED module with connectors
on both sides for fast continuous line
connection, and magnets on the back
side for profile mounting. Cuttable with
83mm modularity.
In case of cutting, the line continuity
is interrupted: bring power to any
subsequent PCBs.

				L(mm)	Euro CHF
110809.99	2700K	6,6W	861 lm	498	68,50
110810.99	3000K	6,6W	915 lm	498	68,50
110811.99	4000K	6,6W	978 lm	498	68,50

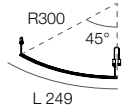
POSSIBILITA' DI UTILIZZO DEI PCB LED SEZIONABILI
POSSIBILITIES OF USING CUTTABLE PCB LEDS



Esempio composizione - MODULI LED R300
Composition example - LED MODULES R300



DOMYNOS

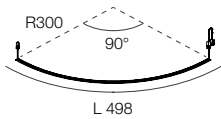
MODULI LED MAGNETICI
MAGNETIC LED MODULES**MODULO LED MAGNETICO
R300 45°**

Modulo LED alimentabile a 48V provvisto di connettori in testa e coda per la connessione rapida in linea continua, e magneti sul lato posteriore per il montaggio sul profilo.

					L(mm)	Euro CHF
110812.99	2700K	3,3W	435 lm		249	63,75
110813.99	3000K	3,3W	462 lm		249	63,75
110814.99	4000K	3,3W	493 lm		249	63,75

**MAGNETIC LED MODULE
R300 45°**

48V LED module with connectors on both sides for fast continuous line connection, and magnets on the back side for profile mounting.

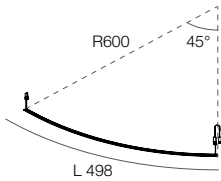
**MODULO LED MAGNETICO
R300 90°**

Modulo LED alimentabile a 48V provvisto di connettori in testa e coda per la connessione rapida in linea continua, e magneti sul lato posteriore per il montaggio sul profilo.

					L(mm)	Euro CHF
110815.99	2700K	6,6W	856 lm		498	88,25
110816.99	3000K	6,6W	910 lm		498	88,25
110817.99	4000K	6,6W	971 lm		498	88,25

**MAGNETIC LED MODULE
R300 90°**

48V LED module with connectors on both sides for fast continuous line connection, and magnets on the back side for profile mounting.

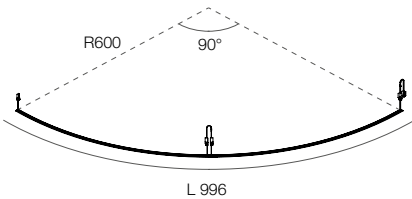
**MODULO LED MAGNETICO
R600 45°**

Modulo LED alimentabile a 48V provvisto di connettori in testa e coda per la connessione rapida in linea continua, e magneti sul lato posteriore per il montaggio sul profilo.

					L(mm)	Euro CHF
110818.99	2700K	6,6W	862 lm		498	84,25
110819.99	3000K	6,6W	916 lm		498	84,25
110820.99	4000K	6,6W	980 lm		498	84,25

**MAGNETIC LED MODULE
R600 45°**

48V LED module with connectors on both sides for fast continuous line connection, and magnets on the back side for profile mounting.

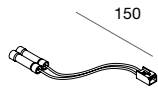
**MODULO LED MAGNETICO
R600 90°**

Modulo LED alimentabile a 48V provvisto di connettori in testa e coda per la connessione rapida in linea continua, e magneti sul lato posteriore per il montaggio sul profilo.

					L(mm)	Euro CHF
110821.99	2700K	13,2W	1724 lm		996	159,75
110822.99	3000K	13,2W	1832 lm		996	159,75
110823.99	4000K	13,2W	1960 lm		996	159,75

**MAGNETIC LED MODULE
R600 90°**

48V LED module with connectors on both sides for fast continuous line connection, and magnets on the back side for profile mounting.



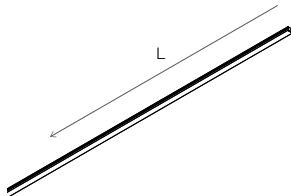
KIT CONNESSIONE
LED-ALIMENTATORE
Per la connessione elettrica
tra l'alimentatore 48V ed il primo
modulo LED della fila continua.

110824.99

Euro | CHF

12,25

LED-POWER SUPPLY
CONNECTION KIT
For the electrical connection between
the 48V power supply and the first
LED module of the continuous line.



SCHERMO OPALE 6m
Schermo curvabile e tagliabile in opera

L (mm)

Euro | CHF

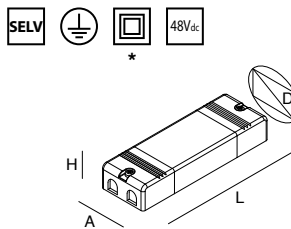
110825.99

6000

Opale / Opal

47,50

OPAL DIFFUSER SHADE 6m
Bendable diffuser shade,
can be cut on site.

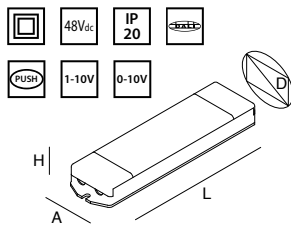


ALIMENTATORE ELETTRONICO
STABILIZZATO 48V 220-240v 50/60 Hz
Per dimmerazione prevedere
l'interfaccia 105914.99/105923.99.
Kit di connessione LED-alimentatore da
ordinare a parte.

A (mm) D (mm) H (mm) L (mm) IP Euro | CHF

* **101344.99** 150W 38 49 30 227 20 41,25**101313.99** 320W 90 100 45 250 65 275,75

ELECTRONIC STABILIZED DRIVER 48V
220-240V 50/60Hz
Dimming with addition of
105914.99/105923.99
dimming interface.
LED-power supply connection kit to be
ordered separately.



INTERFACCIA DI DIMMERAZIONE 48Vdc
Massimo carico 12Ax1 canale.
Da associare ad un alimentatore 48Vdc.

A (mm) D (mm) H (mm) L (mm) Euro | CHF

105914.99

38

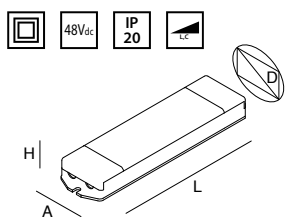
44

25

164

82,50

INTERFACE FOR DIMMING 48Vdc
Maximum load 12Ax1CH.
To be associated with one driver 48Vdc.



INTERFACCIA DI DIMMERAZIONE 48Vdc
Massimo carico 10A.
Da associare ad un alimentatore 48Vdc.

A (mm) D (mm) H (mm) L (mm) Euro | CHF

105923.99

36

41

20

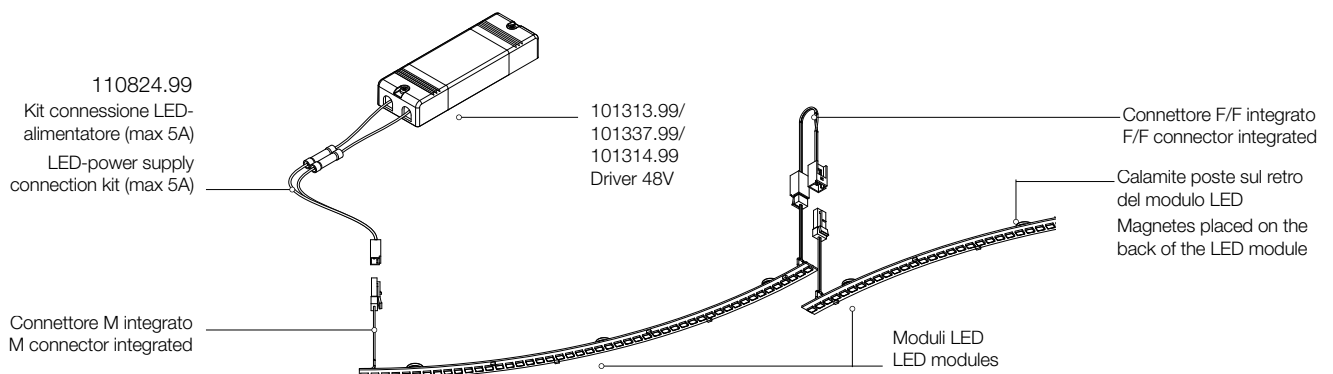
140

64,50


INTERFACE FOR DIMMING 48Vdc
Maximum load 10A.
To be associated with one driver 48Vdc.

COLLEGAMENTO CONNETTORI RAPIDI CONNECTION OF QUICK CONNECTORS

Potenza massima in linea continua 80W (6m)
Maximum power in continuous line 80W (6m)









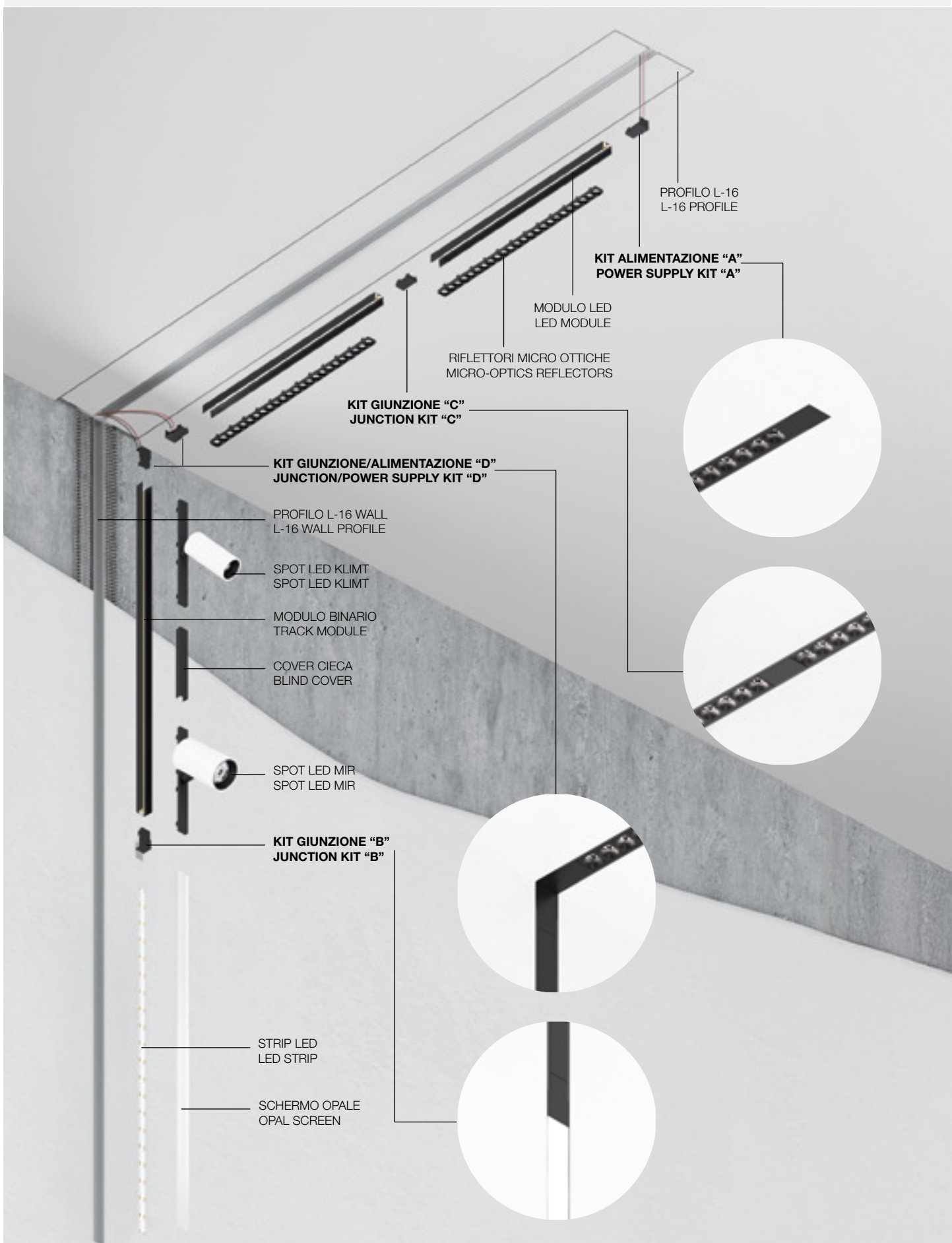
L-16 SYSTEM

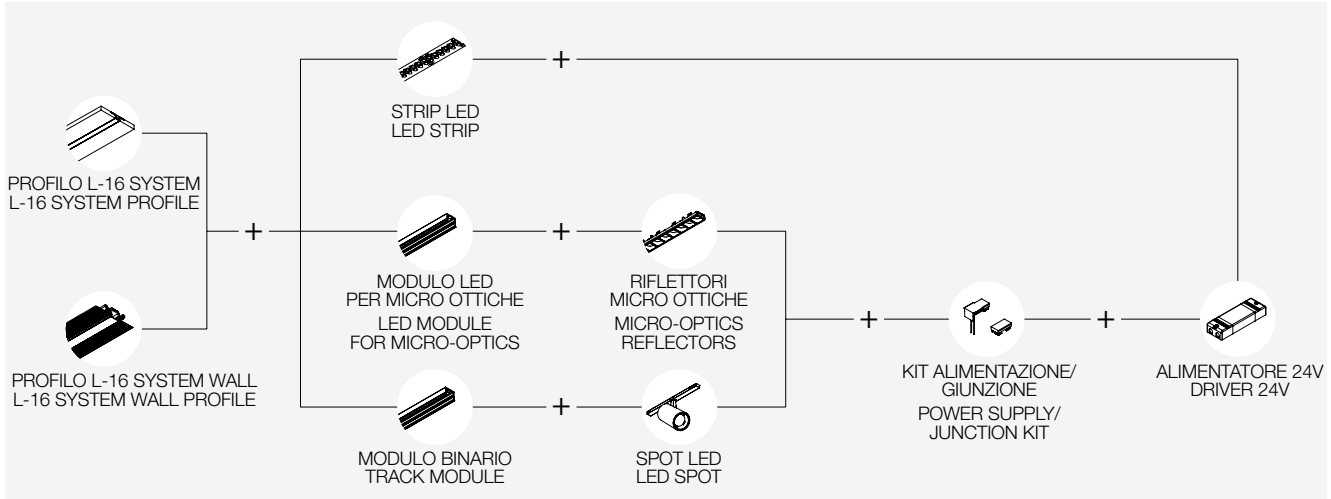
**PATENT
PENDING**

L-16 SYSTEM è un sistema di illuminazione flessibile e innovativo, composto da profili Cartoon Light L-16 progettati per ospitare strip LED, moduli LED per micro ottiche e moduli binario per spot orientabili. Grazie agli elementi di giunzione a connessione rapida, l'installazione in fila continua di moduli alternati è semplice e versatile, ideale per creare configurazioni personalizzate.

L-16 SYSTEM is a flexible and innovative lighting solution, consisting of L-16 Cartoon Light profiles designed to accommodate LED strips, LED modules for micro optics, and track modules for adjustable spotlights. Thanks to quick-connect joining elements, continuous row installation with alternating modules is easy and versatile, making it perfect for creating customized configurations.

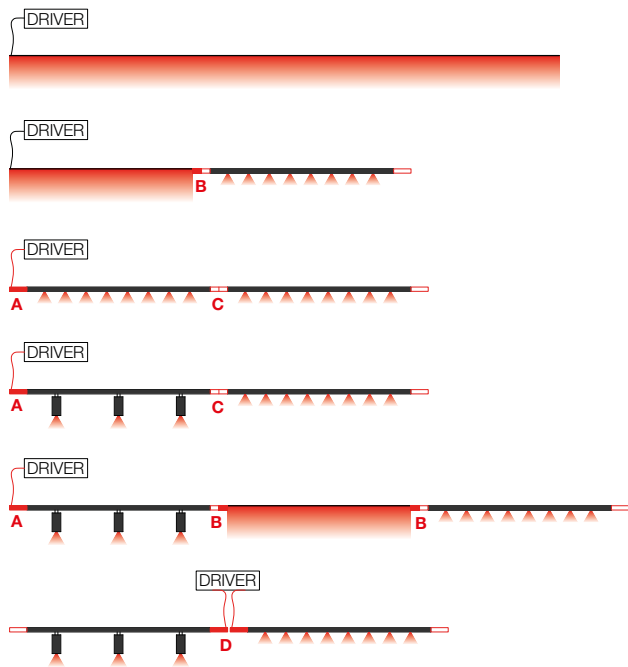
L-16 SYSTEM



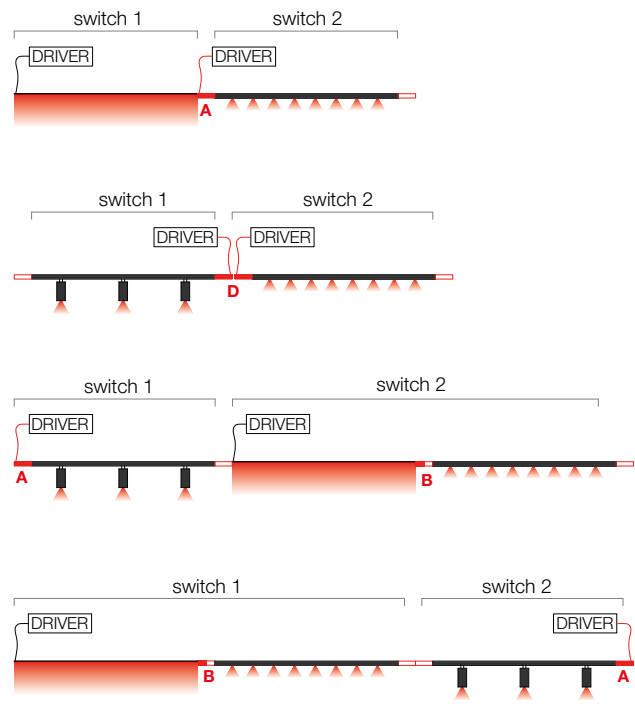


ESEMPI DI COMPOSIZIONE | COMPOSITION EXAMPLES

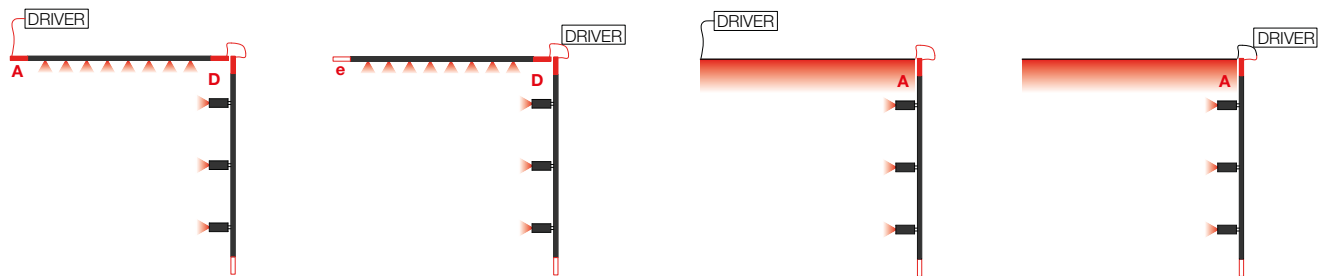
Unica accensione | Single switching



Accensioni separate | Separate switching



Composizioni angolari 90° complanari o parete-soffitto | 90° Corner complanar or wall-ceiling compositions



LEGENDA | LEGEND

Strip LED
LED Strip

Modulo LED + Micro ottiche
LED Module + Micro-optics

Modulo Binario + Spot LED
Track Module + LED spot

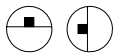
A 101550.02
Kit alimentazione per Modulo Micro ottiche o Binario + testata finale
Power supply kit for Micro-optics or Track Module + end cap

B 101551.02
Kit giunzione Strip LED - Modulo Micro ottiche o Binario + testata finale
Junction kit LED Strip - Micro-optics or Track Module + end cap

C 101552.02
Kit giunzione Moduli Micro ottiche o Binario
Junction kit Micro-optics or Track Modules


D 101553.02
Kit giunzione/alimentazione angolare 90° Moduli Micro ottiche o Binario + testata finale
90° corner Junction/power supply kit Micro-optics or Track Modules + end cap

NEW L-16 SYSTEM

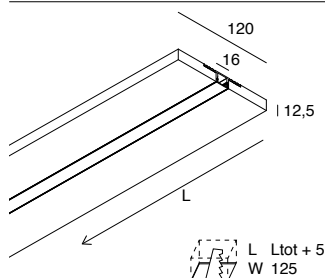


Profilo idoneo per strip LED, moduli micro ottiche e moduli binario, tagliabile in opera, per realizzare composizioni di luce incassate nel cartongesso. Corpo in cartongesso di spessore 12,5 mm da lastra standard o HYDRO (a ridotto assorbimento di acqua, utilizzabile in ambienti con umidità relativa costante dell'aria $\leq 70\%$). Profilo dissipante in lega di alluminio anodizzata naturale e schermo di protezione a filo in PMMA opale inclusi. Strip LED, moduli micro ottiche, moduli binario e alimentatore elettronico 24Vdc remoto da ordinare a parte. Non esporre a intemperie o luce solare diretta e non inserire in materiale isolante.

Profile suitable for LED strip, micro-optics modules and track modules, to create recessed lighting compositions in plasterboard. Body made of 12,5 mm thick plasterboard, either standard or HYDRO treated (with reduced water absorption level to be used in environments with constant relative humidity levels of air $\leq 70\%$). Dissipating profile made of anodized aluminium alloy natural finish and PMMA opal flush diffuser included. LED strip, micro-optics modules, track modules and remote electronic driver 24Vdc to be ordered separately. Do not expose to bad weather or direct sunlight and do not insert into insulating material.



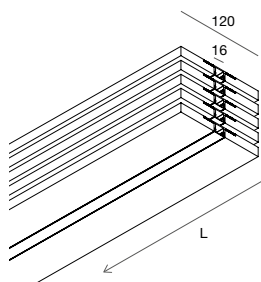
LE GARANZIE PRODOTTO SARANNO APPLICABILI, PER RAGIONI DI SICUREZZA E FRUIBILITÀ, SOLO UTILIZZANDO STRIPLED ED ALIMENTAZIONI NOVALUX. THE PRODUCT WARRANTY CONDITIONS WILL APPLY, DUE TO REASONS OF SAFETY AND QUALITY OF USE, ONLY WHEN INSTALLED WITH THE STRIPLED AND DRIVERS FROM NOVALUX CATALOGUES.



PROFILO LINEARE

LINEAR PROFILE

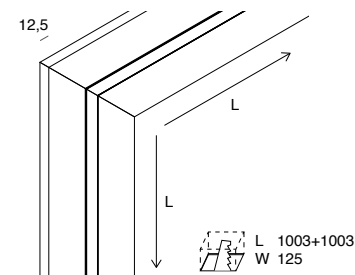
	L (mm)	Version	Euro CHF
101501.99	2000	Standard	84,50
101502.99	2000	HYDRO	84,50



MULTIPACK PROFILI LINEARI (5pz)

LINEAR PROFILES MULTIPACK (5pcs)

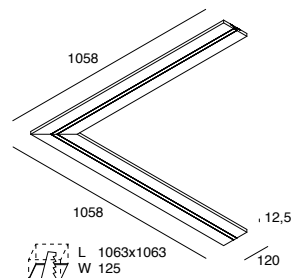
	L (mm)	Version	Euro CHF
101503.99	2000	Standard	401,75



PROFILO ANGOLARE 90° PARETE-SOFFITTO

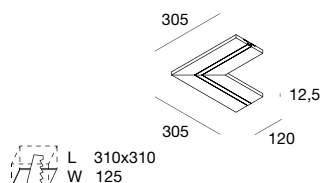
WALL-CEILING 90° CORNER PROFILE

	L (mm)	Version	Euro CHF
101504.99	998+998	Standard	98,00
101505.99	998+998	HYDRO	98,00



PROFILO ANGOLARE 90° 90° CORNER PROFILE

	L (mm)	Version	Euro CHF
101506.99	1058x1058	Standard	95,00
101507.99	1058x1058	HYDRO	95,00

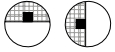


PROFILO ANGOLARE 90° MINI 90° MINI CORNER PROFILE

	L (mm)	Version	Euro CHF
101508.99	305x305	Standard	41,25
101509.99	305x305	HYDRO	41,25

NEW

L-16 SYSTEM WALL



Profilo idoneo per strip LED, moduli micro ottiche e moduli binario tagliabile in opera, per realizzare composizioni di luce incassate in muratura. Profilo tagliabile in opera in lega di alluminio anodizzata naturale e rete di armatura porta-intonaco in acciaio zincato. Schermo di protezione a filo in PMMA opale incluso.

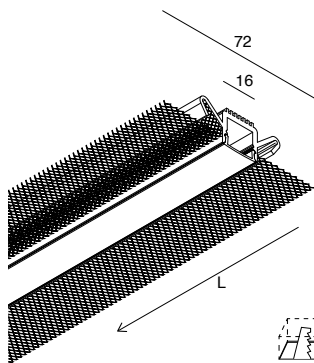
Strip LED, moduli micro ottiche, moduli binario e alimentatore elettronico 24Vdc remoto da ordinare a parte.

Non esporre a intemperie o luce solare diretta e non inserire in materiale isolante.

Profile suitable for LED strip, micro-optics modules and track modules, to create recessed lighting compositions in masonry. Cuttable profile in natural anodized aluminum alloy with galvanized steel plaster mesh. PMMA opal flush diffuser included. LED strip, micro-optics modules, track modules and remote electronic driver 24Vdc to be ordered separately. Do not expose to bad weather or direct sunlight and do not insert into insulating material.



LE GARANZIE PRODOTTO SARANNO APPLICABILI, PER RAGIONI DI SICUREZZA E FRUIBILITÀ, SOLO UTILIZZANDO STRIPLLED ED ALIMENTAZIONI NOVALUX.
THE PRODUCT WARRANTY CONDITIONS WILL APPLY, DUE TO REASONS OF SAFETY AND QUALITY OF USE, ONLY WHEN INSTALLED WITH THE STRIPLLED AND DRIVERS FROM NOVALUX CATALOGUES.



PROFILO LINEARE

LINEAR PROFILE

L (mm)

Euro | CHF

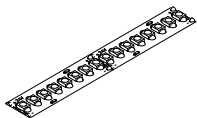
101520.99

2000

67,50

H 20
L Ltot + 5
W 77

STRIP LED



STRIP LED

Pag. 520

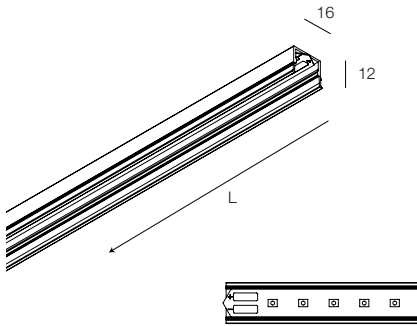
Per ottenere uniformità di luminanza nelle installazioni con schermo a vista utilizzare strip LED 19,2W/m, 22W/m, 8,8W/m (24Vdc), o 17W/m (48Vdc). Prevedere strip LED IP65 per versione HYDRO.

To achieve luminance uniformity, when installed with clearly visible diffusers, the strip LED to be used is 19,2W/m, 22W/m, 8,8W/m (24Vdc), or 17W/m (48Vdc). Strip LED IP65 to be associated with the HYDRO version.

MODULI MICRO OTTICHE MICRO-OPTICS MODULES

Modulo LED ad inserimento rapido a scatto su profili L-16 SYSTEM.

Snap-fit LED module for quick insertion on L-16 SYSTEM profiles.



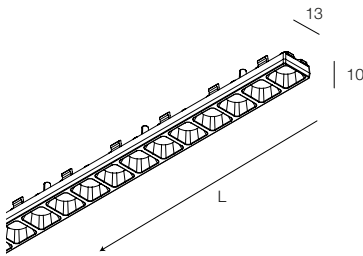
L (mm)		3000K	4000K		Euro CHF
306	10W	101523.02	101524.02	vedi tabella riflettori - see reflectors table	52,75
586	20W	101525.02	101526.02	vedi tabella riflettori - see reflectors table	70,25
866	30W	101527.02	101528.02	vedi tabella riflettori - see reflectors table	83,50

MODULI LED PER MICRO OTTICHE 24V

Profilo in alluminio anodizzato nero non tagliabile, provvisto di PCB LED, da completare con riflettori micro ottiche. Kit di alimentazione/giunzione, alimentatore 24Vdc e interfaccia di dimmerazione da ordinare a parte.

LED MODULES FOR MICRO-OPTICS 24V

Black anodized aluminum profile, not cuttable, equipped with LED PCB, to be completed with micro-optic reflectors. Power/connection kit, 24Vdc driver, and dimming interface to be ordered separately.



RIFLETTORI MICRO OTTICHE

Riflettore in PC nero finitura matt, lenti in PMMA. Accessorio obbligatorio per moduli LED.

MICRO-OPTICS REFLECTORS


Reflector in matt black PC, lenses in PMMA. Mandatory accessory for LED modules.

OTTICA 60° / OPTIC 60°

L (mm)			3000K	4000K	Euro CHF
304	60°	101529.02	758 lm	822 lm	21,25
584	60°	101532.02	1516 lm	1644 lm	35,75
864	60°	101535.02	2274 lm	2466 lm	50,50

OTTICA ELLITTICA / ELLIPTICAL OPTIC

L (mm)			3000K	4000K	Euro CHF
304	25°+60°	101530.02	768 lm	833 lm	21,25
584	25°+60°	101533.02	1536 lm	1666 lm	35,75
864	25°+60°	101536.02	2304 lm	2499 lm	50,50



Ottica 60°
Optic 60°

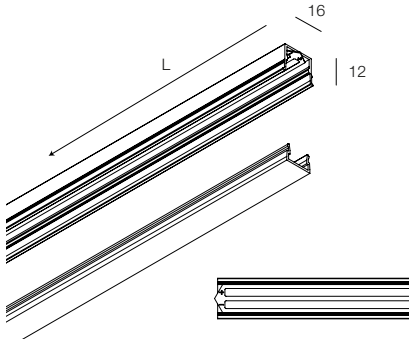


Ottica ellittica
Elliptical optic

MODULI BINARIO TRACK MODULES

Modulo binario ad inserimento rapido a scatto su profili L-16 SYSTEM.

Snap-fit track module for quick insertion on L-16 SYSTEM profiles.



L (mm)		n. spot	Euro CHF
474	101538.02	max 3	48,75
924	101539.02	max 6	64,00
1374	101540.02	max 9	81,50

MODULO BINARIO 24V

Profilo elettrificato in alluminio anodizzato nero non tagliabile, da completare con spot LED. Schermo cieco nero tagliabile in opera incluso. Kit di alimentazione/giunzione, alimentatore 24Vdc e interfaccia di dimmerazione da ordinare a parte.

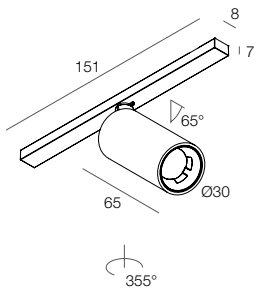
TRACK MODULE 24V

Electrified profile in black anodized aluminum, non cuttable, to be completed with LED spots. Black cuttable blind cover included. Power/connection kit, 24Vdc power supply, and dimming interface to be ordered separately.

SPOT LED LED SPOTS

Provisti di adattatori non polarizzati per modulo binario L-16 SYSTEM, a bloccaggio meccanico manuale.

Equipped with non-polarized adapters for L-16 SYSTEM track module, with manual mechanical locking.



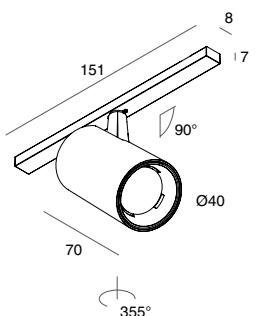
KLIMT 24V

Corpo in lega di alluminio pressofuso verniciato, lente in policarbonato e riflettore nero satinato.

KLIMT 24V

Body in die-cast aluminum alloy with a painted finish, polycarbonate lens, and satin black reflector.

		3000K		4000K		<input type="checkbox"/> <input type="checkbox"/> <input type="checkbox"/> <input type="checkbox"/>				Euro CHF
3W	25°	207 lm	101546....	230 lm	101548....	01	02	20	21	175,50
3W	40°	217 lm	101547....	241 lm	101549....	01	02	20	21	175,50



MIR 24V

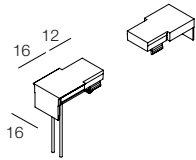
Corpo in lega di alluminio pressofuso verniciato, lente in policarbonato e riflettore nero satinato.

MIR 24V

Body in die-cast aluminum alloy with a painted finish, polycarbonate lens, and satin black reflector.

		3000K		4000K		<input type="checkbox"/> <input type="checkbox"/> <input type="checkbox"/> <input type="checkbox"/>				Euro CHF
5W	25°	494 lm	101542....	535 lm	101544....	01	02	20	21	167,50
5W	40°	510 lm	101543....	553 lm	101545....	01	02	20	21	167,50

L-16 SYSTEM

ACCESSORI
ACCESSORIES

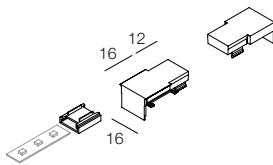
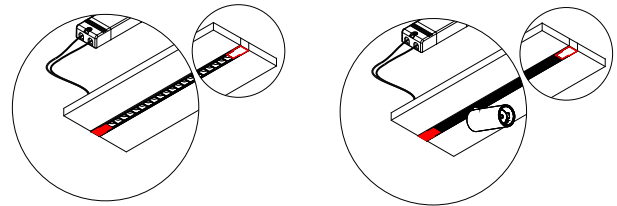
- A** KIT ALIMENTAZIONE (A) PER MODULI MICRO OTTICHE E BINARIO
Carico massimo 4A.
Include 1 testata predisposta per l'alimentazione, da prevedere a inizio linea, e 1 testata di fine composizione.

POWER SUPPLY KIT (A) FOR MICRO-OPTICS AND TRACK MODULES
Maximum load 4A.
Includes 1 end cap prepared for power supply (to be provided at the beginning of the line) and 1 end cap for composition closure.

101550.02

Euro | CHF

25,75



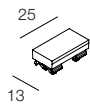
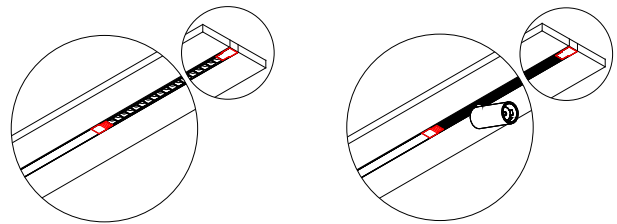
- B** KIT GIUNZIONE (B) TRA STRIP LED E MODULO MICRO OTTICHE O BINARIO
Include 1 connettore fra strip LED e modulo LED micro ottiche o modulo binario, e 1 testata di fine composizione.

JUNCTION KIT (B) BETWEEN LED STRIP AND MICRO-OPTICS OR TRACK MODULE
Includes 1 connector between the LED strip and the LED micro-optics module or track module, and 1 end cap for composition closure.

101551.02

Euro | CHF

26,50



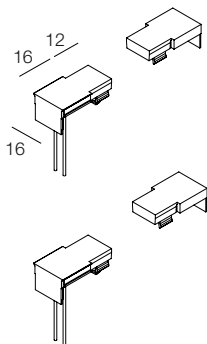
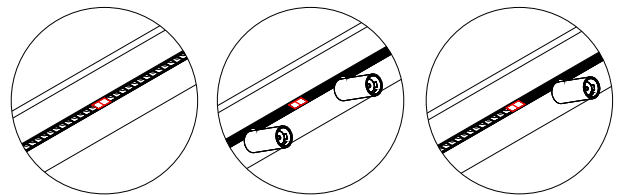
- C** KIT GIUNZIONE (C) TRA MODULI MICRO OTTICHE E BINARIO
Include 1 connettore fra moduli LED micro ottiche e moduli binario.

JUNCTION KIT (C) BETWEEN MICRO-OPTICS AND TRACK MODULES
Includes 1 connector between LED micro-optics modules and track modules.

101552.02

Euro | CHF

17,75



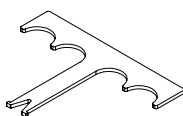
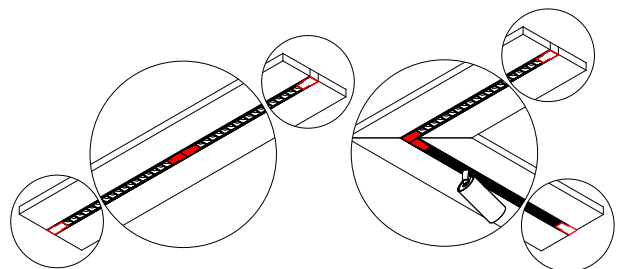
- D** KIT ALIMENTAZIONE CENTRALE/ GIUNZIONE ANGOLARE 90° (D) TRA MODULI MICRO OTTICHE E BINARIO
Include 2 testate predisposte per l'alimentazione e 2 testate di fine composizione.

CENTRAL POWER/90° ANGULAR JUNCTION KIT (D) BETWEEN MICRO-OPTICS AND TRACK MODULES
Includes 2 end caps prepared for power supply and 2 end caps for composition closure.

101553.02

Euro | CHF

45,00



- ESTRATTORE
Accessorio per la rimozione dei moduli LED e binario dal profilo L-16 SYSTEM

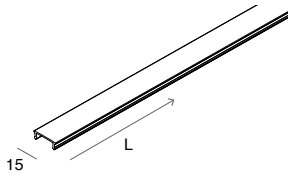
EXTRACTION TOOL
Accessory for removing LED modules and track from the L-16 SYSTEM profile.

101554.99

Euro | CHF

11,00

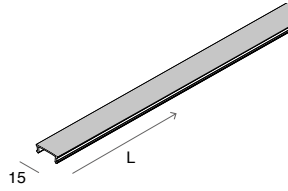
L-16 SYSTEM

ACCESSORI
ACCESSORIES

SCHERMO OPALE 6 m
opzionale
Consigliato per installazioni in fila continua

	L (mm)	Euro CHF
101521.99	6000	35,25

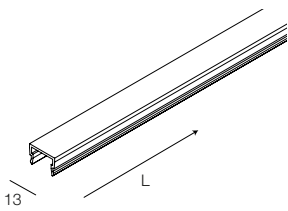
OPAL SCREEN 6 m
optional
Recommended for continuous line installations



SCHERMO DIFFUSORE NERO
In policarbonato, ad uso decorativo.
Per il flusso luminoso reale fare riferimento
alle fotometrie ufficiali.

	L (mm)	Euro CHF
101522.99	6000	49,75

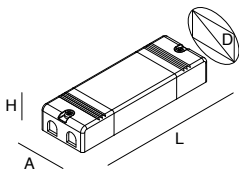
BLACK DIFFUSER
Polycarbonate diffuser for decorative use.
For the real luminous flux refer to the official
photometries.



SCHERMO CIECO
Copertura aggiuntiva in PC nero per modulo
binario

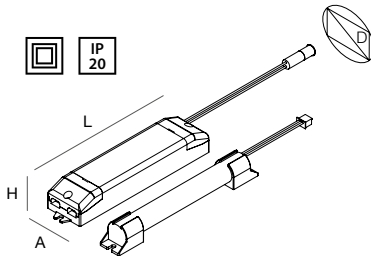
	L (mm)	Euro CHF
101541.02	1374	20,50

BLIND COVER
Additional black PC cover for track module



ALIMENTATORI 24Vdc
Pag. 524, 525 e 526
Vedere sezione GESTIONE LUCE per sistemi di controllo.

DRIVERS 24Vdc
Pag. 524, 525 and 526
See section LIGHT MANAGEMENT for control systems.



KIT DI EMERGENZA
da installare sul controsoffitto
a lato del prodotto.
Carico minimo 5W,
carico massimo 25W.

EMERGENCY KIT
to place on the false ceiling
next to the fixture.
Minimum power 5W,
maximum power 25W.

	TIME	CHARGE	A (mm)	D (mm)	H (mm)	L (mm)	Euro CHF
18004.99	1h	12h	38	44	25	164	108,75
18005.99	3h	12h	38	44	25	164	108,75

Flusso in emergenza
Emergency flux

1h (25W) 3h (25W)

MODULO LED MICRO OTTICHE
MICRO-OPTICS LED MODULE

10W	43%	17%
20W	22%	9%
STRIP LED	17%	7%





L-16 TRACK

PATENTED

Per chi cerca un sistema che combini binario elettrificato e tagli di luce, in una soluzione di illuminazione miniaturizzata, L-16 TRACK è la risposta. Il binario 48V entra nel mondo del Cartoon Light Novalux: nasce questo sistema luminoso con tutti i vantaggi dell'L-16 EVO, personalizzabile con moduli LED lineari opali o a micro ottiche, spot orientabili e sospensioni decorative CRI>90 dall'aspetto minimale. Il risultato è sorprendente.

For those looking for a system that combines electrified track and cuts of light, in a miniaturized lighting solution, L-16 TRACK is the answer. The 48V track enters the world of Novalux Cartoon Light: this lighting system is conceived with all the advantages of the L-16 EVO, which can be customized with opal or micro-optic linear LED modules, adjustable spots, and decorative CRI>90 minimalist-looking suspended lights. The result is surprising.

L-16 TRACK

- **BINARIO 48V AD INCASSO, INTEGRATO IN UNA LASTRA DI CARTONGESSO**

RECESSED 48V TRACK
INTEGRATED INTO A PLASTERBOARD SHEET

- **SPOT, MODULI LINEARI CON MICRO OTTICHE E SOSPENSIONI AD INSERIMENTO RAPIDO A SCATTO**

SPOTS, MICRO-OPTICS LINEAR MODULES AND PENDANT LAMPS FOR QUICK CLICKING-IN INSTALLATION

- **INSTALLABILE IN CONTINUITÀ CON L-16 EVO E T-48 MINI**

SUITABLE FOR INSTALLATION IN CONTINUITY WITH L-16 EVO AND T-48 MINI

- **ALTEZZA COMPRESA NELLA LASTRA DI CARTONGESSO**

HEIGHT OF PROFILE CONCEALED IN THE THICKNESS OF PLASTERBOARD

- **LUNGHEZZA TAGLIABILE A MISURA**

LENGTH TO BE CUT ON SITE

BLOCCACAVO CON SISTEMA INTEGRATO DI REGOLAZIONE LUNGHEZZA CAVO
CABLE CLAMP WITH INTEGRATED CABLE LENGTH ADJUSTMENT SYSTEM

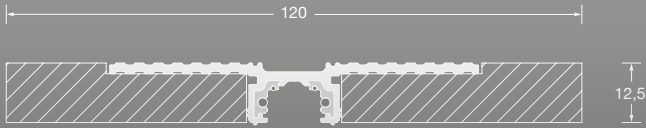


SPHERA

CONUS

MINI TUBE

PROFILO L-16 TRACK
L-16 TRACK PROFILE



L-16 TRACK

COMPOSIZIONE IN CONTINUITÀ CON L-16 EVO
COMPOSITION IN CONTINUITY WITH L-16 EVO



KLIMT SPOT 48V



MIR SPOT 48V


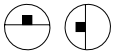


MODULO LED MICRO OTTICHE 48V
MICRO-OPTICS 48V LED MODULE



MODULO LED OPAL 48V
OPAL 48V LED MODULE

L-16 TRACK



PER LA VERSIONE A PLAFONE: VEDI T-48 MINI Pag. 219
FOR CEILING MOUNTING VERSION: SEE T-48 MINI Pag. 219



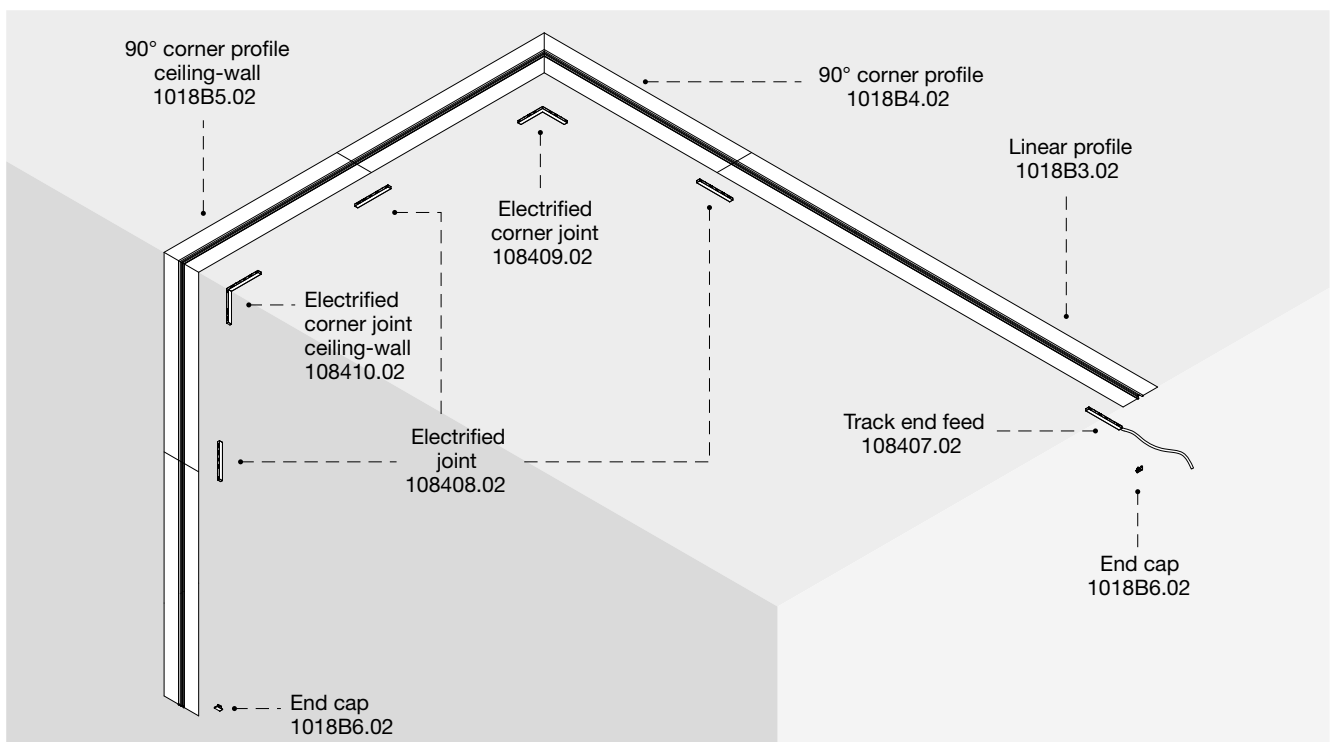
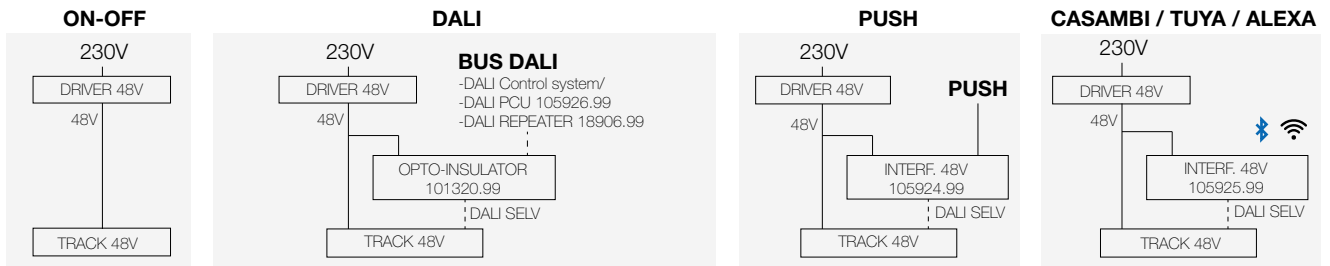
Sistema in cartongesso con binario elettrificato 48V integrato, tagliabile in opera. Idoneo per proiettori 48V, moduli LED lineari 48V opali o con micro ottiche e sospensioni decorative.

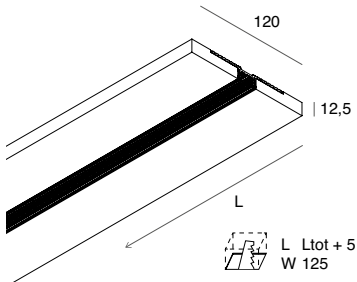
Plasterboard system with 48V electrified track integrated, cuttable on site. Suitable for 48V projectors, 48V opal or micro-optics linear LED modules and 48V decorative pendant luminaires.

Corpo in cartongesso di spessore 12,5 mm da lastra standard e binario elettrificato a bassa tensione (48V) ad un circuito 10A 0-60Vdc + D+/D- (per segnale DALI), in lega di alluminio estruso verniciato nero RAL9005 goffrato. Estrusi isolanti in PVC per conduttori in rame. Nel caso di taglio del binario ed inserimento in fila continua con alimentazioni diverse è obbligatorio l'isolamento elettrico tra gli spezzoni, tramite testata terminale. Gestione ON/OFF con alimentatore 48V. Gestione DALI con alimentatore 48V e opportuna CENTRALINA DALI o interfaccia pulsante 105926.99 o DALI repeater 18906.99. In questa condizione è obbligatorio il dispositivo optoisolatore per convertire il segnale DALI in segnale digitale SELV. Per la gestione PUSH con interfaccia 105924.99 o gestione tramite Casambi/Tuya/Alexa con interfaccia 105925.99, non è obbligatorio l'optoisolatore. Installare sul binario ed interfacce 105924.99/105925.99, esclusivamente alimentatori 48V SELV.

Body made of 12,5mm thickness plasterboard, and low-voltage (48V) track of one circuit max 10A 0-60Vdc + D+/D- (for DALI signal), made of aluminium alloy black painted RAL 9005 goffered. Extruded PVC insulation for copper conductors. When cutting and putting in continuity two pieces of track with different current input, it is mandatory to use an end cap for electrical insulation. ON/OFF control with 48V stabilized driver. DALI control with 48V driver and proper DALI CONTROL UNIT or button interface 105926.99 or DALI repeater 18906.99. In this condition it is mandatory to use the opto-insulator to convert the DALI signal to digital SELV signal. In case of PUSH control with interface 105924.99 or control via Casambi/Tuya/Alexa with interface 105925.99, it is not necessary the opto-insulator. On track and interfaces 105924.99/105925.99, it is mandatory to install 48V power supplies only.

GESTIONE CON DISPOSITIVI DA REMOTIZZARE / MANAGEMENT WITH REMOTE DEVICES



**PROFILO LINEARE**

In cartongesso,
con binario elettrificato 48V

1018B3.02

L (mm)

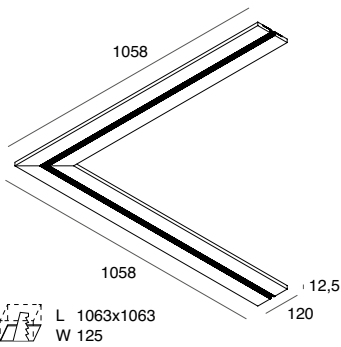
2000

Euro | CHF

235,00

LINEAR PROFILE

made of plasterboard,
with 48V track

**PROFILO ANGOLARE 90°**

In cartongesso,
con binario elettrificato 48V.
Giunto angolare elettrificato
da ordinare a parte.

1018B4.02

L (mm)

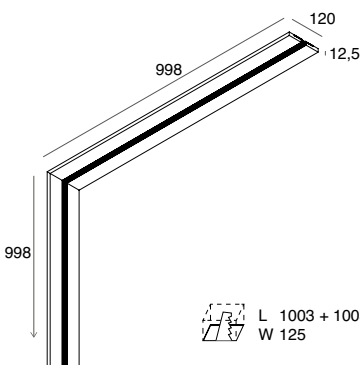
1058x1058

Euro | CHF

260,75

90° CORNER PROFILE

Made of plasterboard,
with 48V track.
Electrified corner joint to be
ordered separately.

**PROFILO ANGOLARE 90°
PARETE-SOFFITTO**

In cartongesso, con binario
elettrificato 48V.
Giunto angolare parete-soffitto
elettrificato
da ordinare a parte.

1018B5.02

L (mm)

998x998

Euro | CHF

260,75

**90° CORNER PROFILE
WALL-CEILING**

Made of plasterboard,
with 48V track.
Electrified corner joint ceiling-wall
to be ordered separately.

L-16 TRACK

ACCESSORI
ACCESSORIES

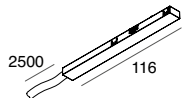
TESTATA TERMINALE (1 pz)
Da prevedere a inizio e fine composizione.
Per necessità di isolamento elettrico
aggiungere una testata anche nel caso
di taglio dei binari e montaggio in fila
continua con alimentazioni diverse.

1018B6.02

Euro | CHF

6,25

END CAP (1 pc)
Provide at the beginning and end of
composition.
For need of electrical insulation, add 1
end cap also when cutting and putting in
continuity two pieces of track with different
current input.



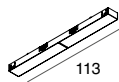
ALIMENTAZIONE DI TESTA
per binario 48V
max 8A

108407.02

Euro | CHF

43,75

48V TRACK END-FEED
max 8A

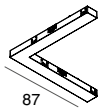


GIUNTO LINEARE ELETTRIFICATO
ELECTRIFIED STRAIGHT JOINT

108408.02

Euro | CHF

27,25

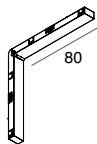


GIUNTO ANGOLARE
ELETTRIFICATO
ELECTRIFIED CORNER JOINT

108409.02

Euro | CHF

66,25

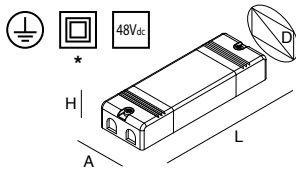


GIUNTO ANGOLARE
PARETE-SOFFITTO ELETTRIFICATO
ELECTRIFIED CORNER
JOINT CEILING-WALL

108410.02

Euro | CHF

66,25



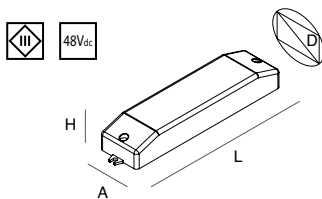
ALIMENTATORE ELETTRONICO
STABILIZZATO 48V 220-240v 50/60 Hz
Per gestione DALI prevedere oppor-
tuna centralina DALI, o interfacce
105924.99/105925.99/105926.99
o DALI Repeater 18906.99.

		A (mm)	D (mm)	H (mm)	L (mm)	IP	Euro CHF
*	101344.99	150W	38	49	30	227 20	41,25
	101313.99	320W	90	100	45	250 65	275,75

Potenza reale apparecchi / Fixtures input power

Micro-optics	7W
LED opal	8W/22W
Mini Tube	9W
Sphera	8W
Conus	9W
Klimt	5W
Mir	8W

ELECTRONIC STABILIZED DRIVER 48V
220-240V 50/60 Hz
For DALI control provide a DALI control
system, or interfaces
105924.99/105925.99/105926.99,
or DALI repeater 18906.99.



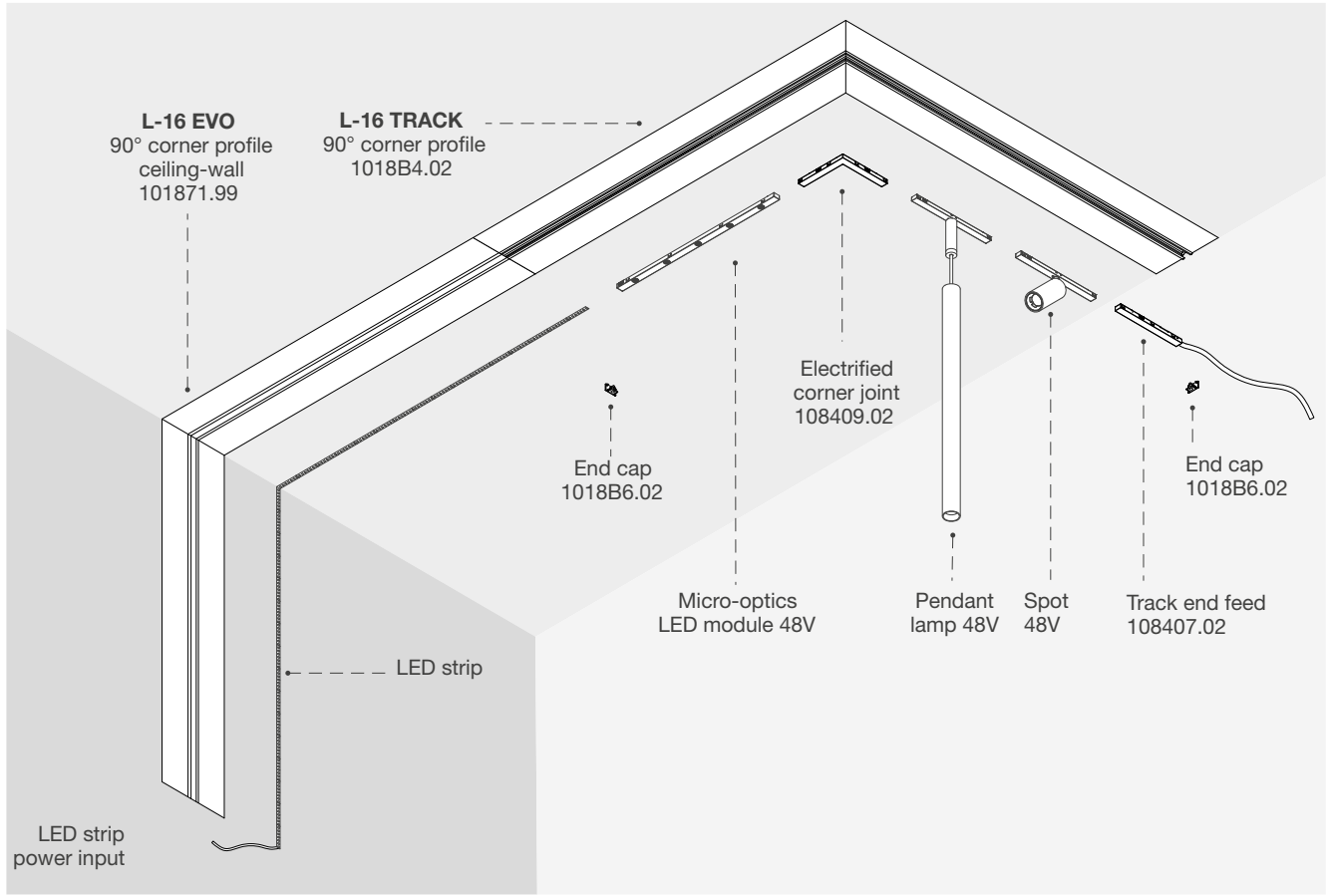
RIPETITORE PER OPTOISOLARE
IL BUS DALI IN INGRESSO
Dispositivo obbligatorio nel caso di utilizzo
del segnale DALI, per convertirlo in segnale
digitale SELV. Vedi sezione Gestione Luce.

	A (mm)	D (mm)	H (mm)	L (mm)	Euro CHF
101320.99	42	51	29	180	196,00

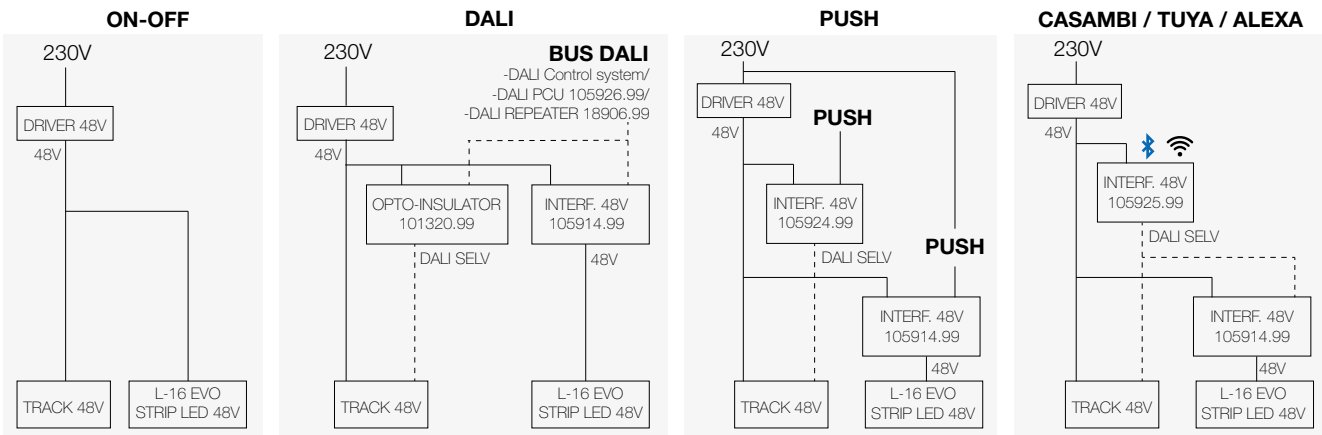
Prevederne uno per ogni generatore di segnale DALI
Provide one for each DALI signal generator

REPEATER TO OPTO-INSULATE
THE BUS DALI INPUT SIGNAL
Mandatory in case of using DALI signal,
to convert it to digital SELV signal. See section
Light Management.

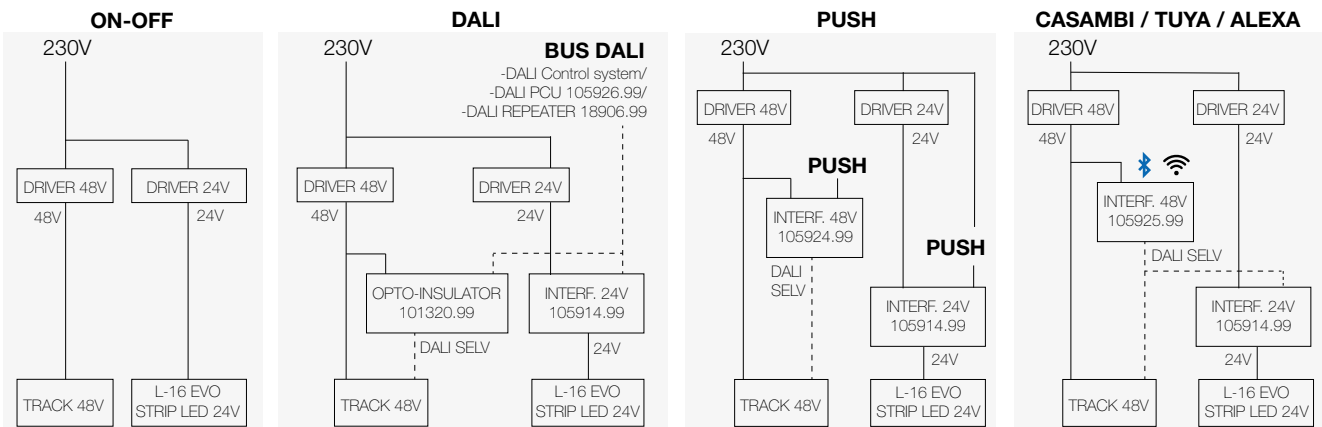
COMPOSIZIONE IN CONTINUITÀ CON L-16 EVO COMPOSITION IN CONTINUITY WITH L-16 EVO



L-16 TRACK + L-16 EVO STRIP LED 48V



L-16 TRACK + L-16 EVO STRIP LED 24V



L-16 TRACK

MODULI LED LINEARI

LINEAR LED MODULES

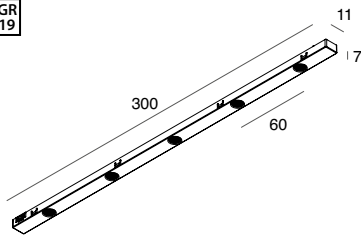


Provisti di adattatori non polarizzati per binario L-16 TRACK, ad inserimento meccanico rapido a scatto.
Alimentatore 48V per il binario e sistema di gestione da ordinare a parte.

Provided with non polarized adapters for L-16 TRACK, for quick clicking-in installation.
48V driver for track and management system to be ordered separately.



UGR
<19

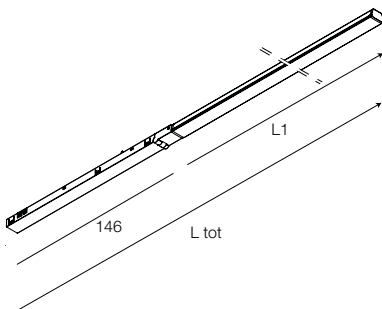


DALI		2700K	3000K	4000K	02	Euro CHF
5W	365 lm	108591_..	384 lm 108519_..	403 lm 108592_..		

MODULO LED MICRO OTTICHE 48V

48V MICRO-OPTICS LED MODULE

NEW



DALI		3000K		02	Euro CH
L1 (mm)	L tot (mm)				
508	674	8W	429 lm	108593_..	287,25
1508	1674	22W	1287 lm	108594_..	458,25

MODULO LED OPALE 48V

Adattatore in testa alla sorgente luminosa.

48V OPAL LED MODULE

Adapter at the end of the light source.

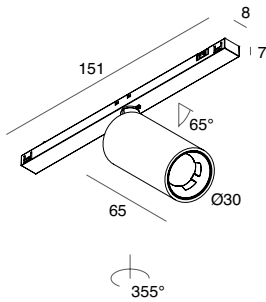


L-16 TRACK SPOT LED LED SPOTS



Provisti di adattatori non polarizzati per binario L-16 TRACK, ad inserimento meccanico rapido a scatto.
Alimentatore 48V per il binario e sistema di gestione da ordinare a parte.

Provided with non polarized adapters for L-16 TRACK, for quick clicking-in installation.
48V driver for track and management system to be ordered separately.



KLIMT SPOT 48V

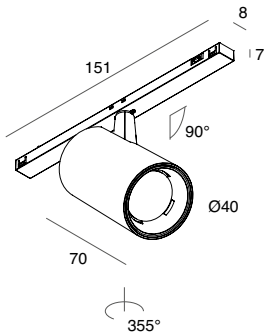
Corpo in lega di alluminio pressofuso verniciato, riflettore nero satinato.

KLIMT SPOT 48V

Body made of painted die-cast aluminium alloy, black satin reflector.

DALI

		2700K		3000K		4000K		□	■	■	■	Euro CHF	
3W	25°	244 lm	108562 ...	261 lm	108564 ...	281 lm	108566 ...	01	02	20	21	222,00	
3W	40°	266 lm	108563 ...	284 lm	108565 ...	305 lm	108590 ...	01	02	20	21	222,00	



MIR SPOT 48V

Corpo in lega di alluminio pressofuso verniciato, provvisto di riflettore satinato nero in polimero tecnico.

MIR SPOT 48V

Body made by painted die-cast aluminum alloy, with technical polymer black satin reflector.

DALI

		2700K		3000K		4000K		□	■	■	■	Euro CHF	
6W	20°	475 lm	108501 ...	475 lm	108503 ...	527 lm	108505 ...	01	02	20	21	211,75	
6W	40°	485 lm	108502 ...	485 lm	108504 ...	539 lm	108506 ...	01	02	20	21	211,75	

L-16 TRACK

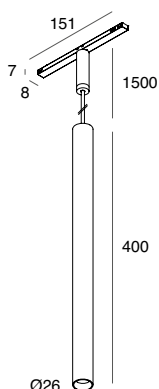
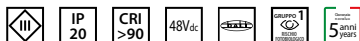
SOSPENSIONI

PENDANT LAMPS



Provisti di adattatori non polarizzati per binario L-16 TRACK, ad inserimento meccanico rapido a scatto. Cavo di alimentazione/sospensione con protezione in treccia, tagliabile in opera, in tinta con l'apparecchio. Alimentatore 48V per il binario e sistema di gestione da ordinare a parte.

Provided with non polarized adapters for L-16 TRACK, for quick clicking-in installation. Suspension/power supply cable protected by braid, cuttable on site, matching the luminaire. 48V driver for track and management system to be ordered separately.



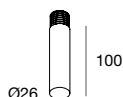
MINI TUBE 48V

Corpo in lega di alluminio verniciata, sorgente LED arretrata, lente 30° in PMMA.

MINI TUBE 48V

Body made of painted aluminium alloy, recessed LED source, PMMA lens 30°.

		2700K		3000K		4000K		<input type="checkbox"/>	<input checked="" type="checkbox"/>	Euro CHF
7W	469 lm	108567...	499 lm	108568...	519 lm	108569...	01	02	234,00	



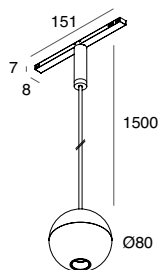
DIFFUSORE CILINDRICO DECORATIVO

Accessorio opzionale.

DECORATIVE CYLINDRICAL DIFFUSER

Optional accessory.

		L (mm)		Euro CHF	
108528.99	100				7,75



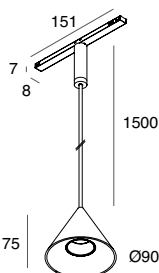
SPHERA 48V

Corpo in lega di alluminio verniciata. Emissione diretta con sorgente LED arretrata e lente 35° in PMMA. Emissione indiretta con diffusore opale.

SPHERA 48V

Body in painted aluminium alloy. Direct emission with back LED source and lens 35° in PMMA. Indirect emission with opal diffuser.

		2700K		3000K		4000K		<input type="checkbox"/>	<input checked="" type="checkbox"/>	Euro CHF
6W	527 lm	108570...	561 lm	108571...	583 lm	108572...	01	02	312,25	



CONUS 48V


Corpo in lega di alluminio verniciata, sorgente LED arretrata, lente 50° in PMMA.

CONUS 48V

Body made of painted aluminium alloy, recessed LED source, PMMA lens 50°.

		2700K		3000K		4000K		<input type="checkbox"/>	<input checked="" type="checkbox"/>	Euro CHF
7W	436 lm	108573...	464 lm	108574...	482 lm	108575...	01	02	298,75	







L-16 EVO / L-16 WALL

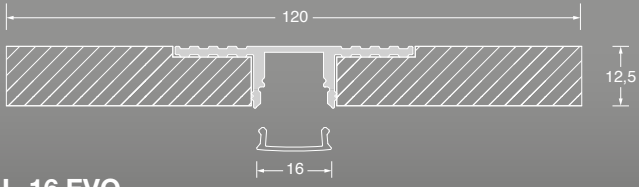
Profilo per Strip LED integrato in una lastra di cartongesso: ecco il semplice concetto con cui, L-16 EVO Cartoon Light, consente di realizzare infinite composizioni lineari luminose che giocano con angoli e spigoli, e corrono su pareti e soffitti in cartongesso. La versione L-16-WALL, con griglia per l'applicazione dell'intonaco, è pensata invece per realizzare con praticità linee di luce su muratura e calcestruzzo.

Profile for LED strip integrated in a plasterboard sheet: this is the simple concept through which L-16 EVO Cartoon Light, allows to make endless linear light compositions that play with corners and edges, and run on plasterboard walls and ceilings. The L-16-WALL version, with a grid for the application of plaster, is designed to create practical light lines on masonry and concrete.

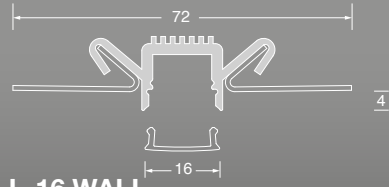
L-16 EVO / L-16 WALL

- **LUNGHEZZA TAGLIABILE A MISURA**
LENGTH TO BE CUT TO MEASURE ON SITE
- **ALTEZZA COMPRESA NELLO SPESSORE DELLA LASTRA DI CARTONGESSO**
HEIGHT OF PROFILE CONCEALED IN THE THICKNESS OF PLASTERBOARD
- **ANGOLI E PROFILI PER SPIGOLI LUMINOSI GIÀ PRONTI**
PREFABRICATED ANGLES, CORNER AND EDGE PROFILES
- **VERSIONE HYDRO PER AMBIENTI UMIDI (UMIDITÀ RELATIVA COSTANTE $\leq 70\%$)**
HYDRO VERSION FOR HUMID ENVIRONMENTS (CONSTANT RELATIVE HUMIDITY $\leq 70\%$)
- **L-16 WALL: VERSIONE PER INSTALLAZIONE SU MURATURA**
L-16 WALL: VERSION FOR CONCRETE OR BRICK SURFACE
- **SCHERMO NERO DECORATIVO**
DECORATIVE BLACK DIFFUSER





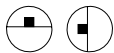
L-16 EVO



L-16 WALL



L-16 EVO



Profilo per Strip LED tagliabile in opera, per realizzare linee di luce incassate nel cartongesso.

Corpo in cartongesso di spessore 12,5 mm da lastra standard o HYDRO (a ridotto assorbimento di acqua, utilizzabile in ambienti con umidità relativa costante dell'aria $\leq 70\%$).

Profilo dissipante in lega di alluminio anodizzata naturale e schermo di protezione in PMMA opale inclusi.

Strip LED e alimentatore elettronico 24Vdc remoto da ordinare a parte.

Non esporre a intemperie o luce solare diretta e non inserire in materiale isolante.


Profile for Strip LED, for light cut on plasterboard.

Body made of 12,5 mm thick plasterboard, either standard or HYDRO treated (with reduced water absorption level to be used in environments with constant relative humidity levels of air $\leq 70\%$).

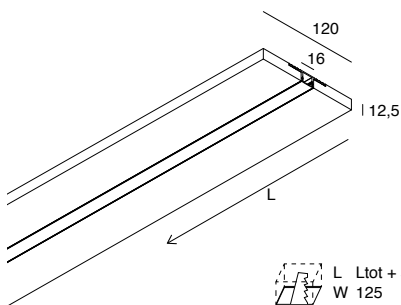
Dissipating profile made of anodized aluminium alloy natural finish and PMMA opal diffuser included.

Strip LED and remote electronic driver 24Vdc to be ordered separately.

Do not expose to bad weather or direct sunlight and do not insert into insulating material.



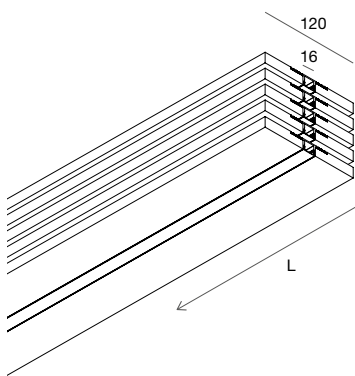
LE GARANZIE PRODOTTO SARANNO APPLICABILI, PER RAGIONI DI SICUREZZA E FRUIBILITÀ, SOLO UTILIZZANDO STRIPLED ED ALIMENTAZIONI NOVALUX. THE PRODUCT WARRANTY CONDITIONS WILL APPLY, DUE TO REASONS OF SAFETY AND QUALITY OF USE, ONLY WHEN INSTALLED WITH THE STRIPLED AND DRIVERS FROM NOVALUX CATALOGUES.



PROFILO LINEARE

LINEAR PROFILE

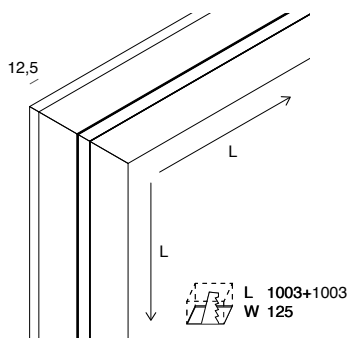
	L (mm)	Version	Euro CHF
101801.99	2000	Standard	84,50
101805.99	2000	HYDRO	84,50



MULTIPACK PROFILI LINEARI (5pz)

LINEAR PROFILES MULTIPACK (5pcs)

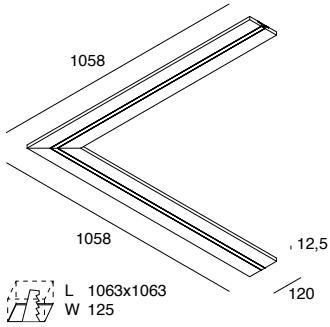
	L (mm)	Version	Euro CHF
1018D6.99	2000	Standard	401,75



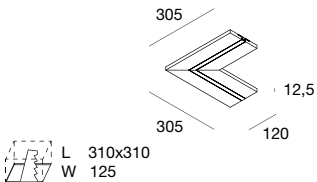
PROFILO ANGOLARE 90° PARETE-SOFFITTO

WALL-CEILING 90° CORNER PROFILE

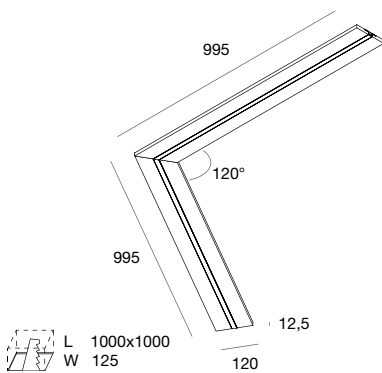
	L (mm)	Version	Euro CHF
101871.99	998+998	Standard	98,00
101877.99	998+998	HYDRO	98,00

**PROFILO ANGOLARE 90°****90° CORNER PROFILE**

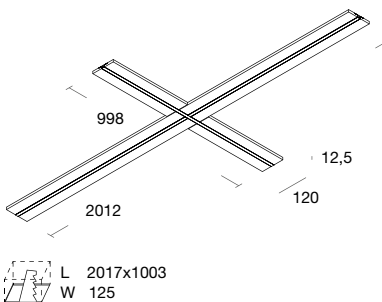
	L (mm)	Version	Euro CHF
101802.99	1058x1058	Standard	95,00
101806.99	1058x1058	HYDRO	95,00

**PROFILO ANGOLARE 90° MINI****90° MINI CORNER PROFILE**

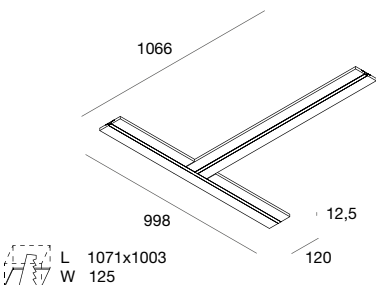
	L (mm)	Version	Euro CHF
1018D1.99	305X305	Standard	41,25
1018D2.99	305X305	HYDRO	41,25

**PROFILO ANGOLARE 120°****120° CORNER PROFILE**

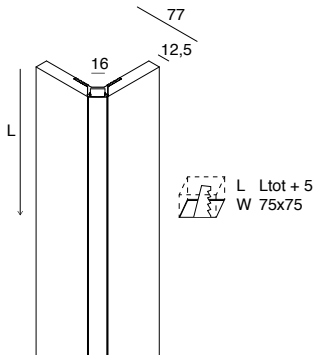
	L (mm)	Version	Euro CHF
1018C9.99	995x995	Standard	95,00
1018D0.99	995x995	HYDRO	95,00

**PROFILO A "X"****"X" PROFILE**

	L (mm)	Version	Euro CHF
101804.99	2012x998	Standard	164,00
101808.99	2012x998	HYDRO	164,00

**PROFILO A "T"****"T" PROFILE**

	L (mm)	Version	Euro CHF
101803.99	1066x998	Standard	116,00
101807.99	1066x998	HYDRO	116,00

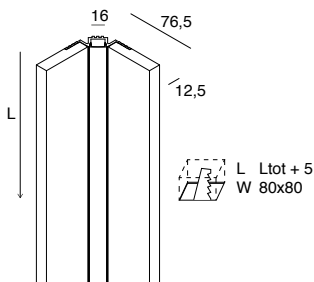
**L-16 CORNER**

profilo lineare per spigolo esterno
non installabile direttamente
su muratura

	L (mm)	Version	Euro CHF
101872.99	2000	Standard	116,50
101873.99	2000	HYDRO	116,50

L-16 CORNER

linear profile for external corner
not for direct installation
on hard surfaces

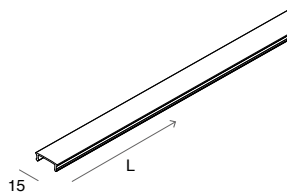
**L-16 EDGE**

profilo lineare per spigolo interno

	L (mm)	Version	Euro CHF
101874.99	2000	Standard	116,50
101875.99	2000	HYDRO	116,50

L-16 EDGE

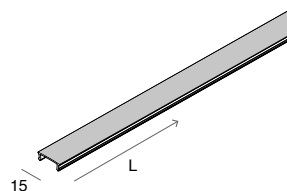
linear profile for internal corner

L-16 EVO**ACCESSORI
ACCESSORIES**

SCHERMO OPALE 6 m
opzionale
Consigliato per installazioni in fila continua

	L (mm)	Version	Euro CHF
1018A3.99	6000	Opale / Opal	35,25

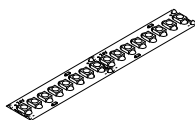
OPAL SCREEN 6 m
optional
Recommended for continuous line installations



SCHERMO DIFFUSORE NERO
In policarbonato, ad uso decorativo.
Per il flusso luminoso reale fare riferimento
alle fotometrie ufficiali.

	L (mm)	Version	Euro CHF
1018B7.99	6000	Nero / Black	49,75

BLACK DIFFUSER
Polycarbonate diffuser for decorative use.
For the real luminous flux refer to the official
photometries.

**STRIP LED**

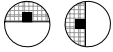
Pag. 520

Per ottenere uniformità di luminanza nelle installazioni con schermo a vista utilizzare strip LED 19,2W/m, 22W/m, 8,8W/m (24Vdc), o 17W/m (48Vdc). Prevedere strip LED IP65 per versione HYDRO.

To achieve luminance uniformity, when installed with clearly visible diffusers, the strip LED to be used is 19,2W/m, 22W/m, 8,8W/m (24Vdc), or 17W/m (48Vdc). Strip LED IP65 to be associated with the HYDRO version.



L-16 WALL



Profilo per Strip LED tagliabile in opera, per realizzare linee di luce incassate in muratura.

Profilo tagliabile in opera in lega di alluminio anodizzata naturale e rete di armatura porta-intonaco in acciaio zincato.

Schermo di protezione in PMMA opale incluso.

Strip LED e alimentatore elettronico remoto da ordinare a parte.

Non esporre a intemperie o luce solare diretta e non inserire in materiale isolante.

Profile for Strip LED for light cut on concrete or brick surface.


Length cuttable on measure on site.

Profile made of aluminium alloy and galvanized steel grid to plaster.

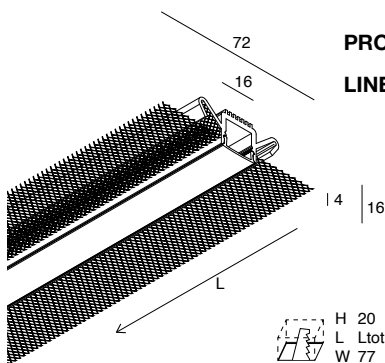
PMMA protection screen included.

Strip LED and remote electronic driver to be ordered separately.

Do not expose to bad weather or direct sunlight and do not insert into insulating material.



LE GARANZIE PRODOTTO SARANNO APPLICABILI, PER RAGIONI DI SICUREZZA E FRUIBILITÀ, SOLO UTILIZZANDO STRIPLED ED ALIMENTAZIONI NOVALUX. THE PRODUCT WARRANTY CONDITIONS WILL APPLY, DUE TO REASONS OF SAFETY AND QUALITY OF USE, ONLY WHEN INSTALLED WITH THE STRIPLED AND DRIVERS FROM NOVALUX CATALOGUES.



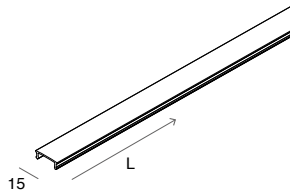
PROFILO LINEARE

LINEAR PROFILE

	L (mm)	Euro CHF
101876.99	2000	67,50

L-16 WALL

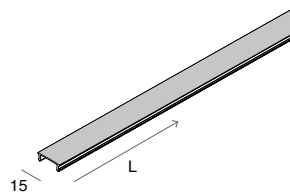
ACCESSORI ACCESSORIES



SCHERMO OPALE 6 m
opzionale
Consigliato per installazioni in fila continua

	L (mm)	Euro CHF
1018A3.99	6000	Opale / Opal 35,25

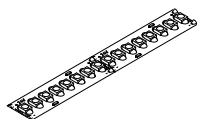
OPAL SCREEN 6 m
optional
Recommended for continuous line installations



SCHERMO DIFFUSORE NERO
In policarbonato, ad uso decorativo.
Per il flusso luminoso reale fare riferimento alle fotometrie ufficiali.

	L (mm)	Euro CHF
1018B7.99	6000	Nero / Black 49,75

BLACK DIFFUSER
Polycarbonate diffuser for decorative use.
For the real luminous flux refer to the official photometries.



STRIP LED

Pag. 520

Per ottenere uniformità di luminanza nelle installazioni con schermo a vista utilizzare strip LED 19,2W/m, 22W/m, 8,8W/m (24Vdc), o 17W/m (48Vdc). Prevedere strip LED IP65 per versione HYDRO.

To achieve luminance uniformity, when installed with clearly visible diffusers, the strip LED to be used is 19,2W/m, 22W/m, 8,8W/m (24Vdc), or 17W/m (48Vdc). Strip LED IP65 to be associated with the HYDRO version.

Schermo diffusore nero spento
Black diffuser off



Schermo diffusore nero acceso
Black diffuser on







L-09 / L-09 WALL

Un sistema di illuminazione che presenta tutti i vantaggi delle linee di luce incassate Cartoon Light, accostando la semplicità del cartongesso alla tecnologia delle sorgenti LED.


Un prodotto di illuminazione Novalux minimale, ma con il massimo della praticità di installazione e la versatilità di soluzioni luminose compositive.

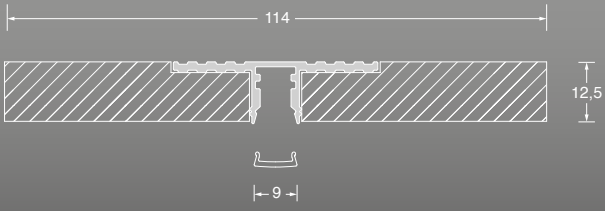
A lighting system with all the advantages of Cartoon Light recessed light lines, combining the simplicity of plasterboard with the technology of LED sources.

A minimalist Novalux lighting product with maximum practicality of installation and versatility of compositional lighting solutions.

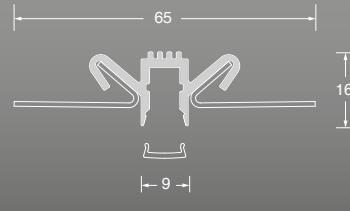
L-09 / L-09 WALL

- **LUNGHEZZA TAGLIABILE A MISURA**
LENGTH TO BE CUT TO MEASURE ON SITE
- **ALTEZZA COMPRESA NELLO SPESSORE DELLA LASTRA DI CARTONGESSO**
HEIGHT OF PROFILE CONCEALED IN THE THICKNESS OF PLASTERBOARD
- **PROFILI ANGOLARI GIÀ PRONTI**
PREFABRICATED ANGLE PROFILES
- **VERSIONE HYDRO PER AMBIENTI UMIDI (UMIDITÀ RELATIVA COSTANTE $\leq 70\%$)**
HYDRO VERSION FOR HUMID ENVIRONMENTS (CONSTANT RELATIVE HUMIDITY $\leq 70\%$)
- **L-09 WALL: VERSIONE PER INSTALLAZIONE SU MURATURA**
L-09 WALL: VERSION FOR CONCRETE OR BRICK SURFACE





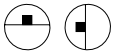
L-09



L-09 WALL



L-09



Profilo per Strip LED tagliabile in opera, per realizzare linee di luce incassate nel cartongesso.

Corpo in cartongesso di spessore 12,5 mm da lastra standard o HYDRO (a ridotto assorbimento di acqua, utilizzabile in ambienti con umidità relativa costante dell'aria $\leq 70\%$).

Profilo dissipante in lega di alluminio anodizzato naturale e schermo di protezione in PMMA opale inclusi.


Strip LED e alimentatore elettronico 24Vdc remoto da ordinare a parte. Non esporre a intemperie o luce solare diretta e non inserire in materiale isolante.

Profile for Strip LED, for light cut on plasterboard.

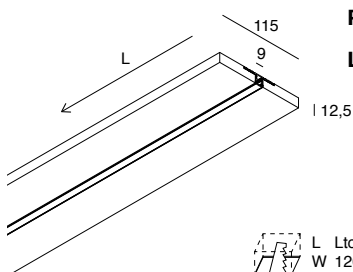
Body made of 12,5 mm thick plasterboard, either standard or HYDRO treated (with reduced water absorption level to be used in environments with constant relative humidity levels of air $\leq 70\%$).

Dissipating profile made of anodized aluminium alloy natural finish and PMMA opal diffuser included.

Strip LED and remote electronic driver 24Vdc to be ordered separately. Do not expose to bad weather or direct sunlight and do not insert into insulating material.



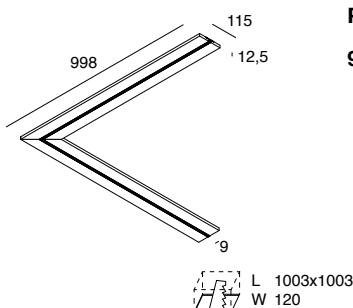
LE GARANZIE PRODOTTO SARANNO APPLICABILI, PER RAGIONI DI SICUREZZA E FRUIBILITÀ, SOLO UTILIZZANDO STRIPLED ED ALIMENTAZIONI NOVALUX. THE PRODUCT WARRANTY CONDITIONS WILL APPLY, DUE TO REASONS OF SAFETY AND QUALITY OF USE, ONLY WHEN INSTALLED WITH THE STRIPLED AND DRIVERS FROM NOVALUX CATALOGUES.



PROFILO LINEARE

LINEAR PROFILE

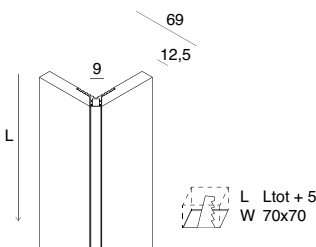
	L (mm)	Version	Euro CHF
101898.99	2000	Standard	97,25
101899.99	2000	HYDRO	97,25



PROFILO ANGOLARE 90°

90° CORNER PROFILE

	L (mm)	Version	Euro CHF
1018A0.99	998x998	Standard	107,50
1018A1.99	998x998	HYDRO	107,50



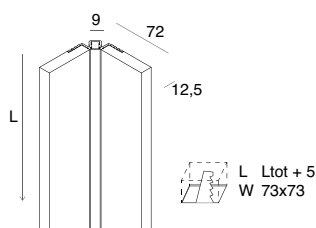
L-09 CORNER

profilo lineare per spigolo esterno non installabile direttamente su muratura

L-09 CORNER

linear profile for external corner not for direct installation on hard surfaces

	L (mm)	Version	Euro CHF
1018A8.99	2000	Standard	116,50
1018A9.99	2000	HYDRO	116,50



L-09 EDGE

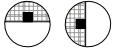
profilo lineare per spigolo interno

L-09 EDGE

linear profile for internal corner

	L (mm)	Version	Euro CHF
1018A6.99	2000	Standard	116,50
1018A7.99	2000	HYDRO	116,50

L-09 WALL



Profilo per Strip LED tagliabile in opera, per realizzare linee di luce incassate in muratura.

Profilo tagliabile in opera in lega di alluminio anodizzata naturale e rete di armatura porta-intonaco in acciaio zincato.

Schermo di protezione in PMMA opale incluso.

Strip LED e alimentatore elettronico remoto da ordinare a parte.

Non esporre a intemperie o luce solare diretta e non inserire in materiale isolante.

Profile for Strip LED for light cut on concrete or brick surface.

Length cuttable on measure on site.

Profile made of aluminium alloy and galvanized steel grid to plaster.

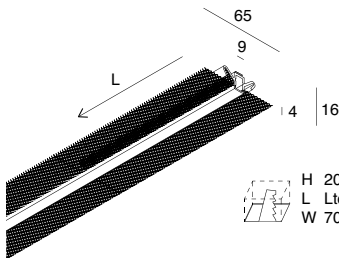
PMMA protection screen included.

Strip LED and remote electronic driver to be ordered separately.

Do not expose to bad weather or direct sunlight and do not insert into insulating material.



LE GARANZIE PRODOTTO SARANNO APPLICABILI, PER RAGIONI DI SICUREZZA E FRUIBILITÀ, SOLO UTILIZZANDO STRIPLED ED ALIMENTAZIONI NOVALUX.
THE PRODUCT WARRANTY CONDITIONS WILL APPLY, DUE TO REASONS OF SAFETY AND QUALITY OF USE, ONLY WHEN INSTALLED WITH THE STRIPLED AND DRIVERS FROM NOVALUX CATALOGUES.



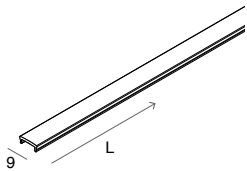
PROFILO LINEARE

LINEAR PROFILE

	L (mm)	Euro CHF
1018B0.99	2000	65,50

L-09 L-09 WALL

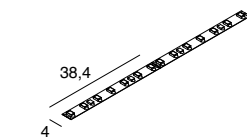
ACCESSORI ACCESSORIES



SCHERMO OPALE 6 m
opzionale
Consigliato per installazioni in fila continua

OPAL SCREEN 6 m
optional
Recommended for continuous line installations

	L (mm)	Euro CHF
1018A2.99	6000 Opale / Opal	31,75




STRIP LED 4mm
11,5W/m

	L (mm)	lm/m	IP	CRI	Euro CHF
100913.99	5000 2700K	1100	20	90	71,25
100914.99	5000 3000K	1014	20	90	71,25
100915.99	5000 4000K	1154	20	90	71,25
100928.99	5000 2700K	1016	65	90	85,00
100929.99	5000 3000K	1038	65	90	85,00
100930.99	5000 4000K	1124	65	90	85,00

SMD 2216 (182 LED/m)
Biadesivo - sezionabile ogni 38,4 mm (7 LED)
Biadesive - cuttable every 38,4 mm (7 LED)









L-33 / L-33 WALL

Profilo per Strip LED tagliabile in opera che nasce dal concetto Cartoon Light, ideato per offrire un intenso contributo luminoso grazie a una performante Strip LED su doppia pista.


L'installazione di L-33 rientra nello spessore d'ingombro di una lastra di cartongesso, mentre la versione L-33 WALL è studiata per l'applicazione su muratura e calcestruzzo. Un prodotto Novalux dalla grande versatilità che contraddistingue la famiglia Cartoon Light.

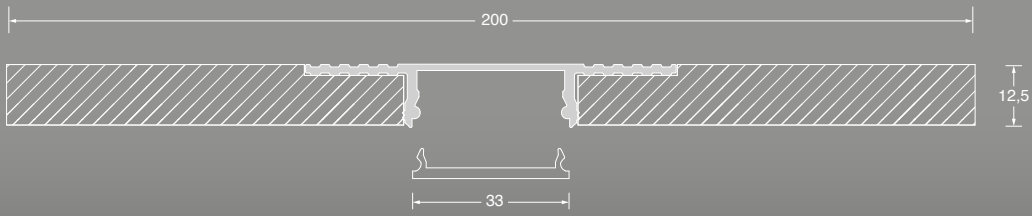
Profile for LED strip cuttable on site, based on the Cartoon Light concept, designed to offer a strong light contribution thanks to a high performance LED strip on double track.

The installation of L-33 is within the overall thickness of a plasterboard sheet, while the L-33 WALL version is designed for application on masonry and concrete. A Novalux product with great versatility that distinguishes the Cartoon Light family.

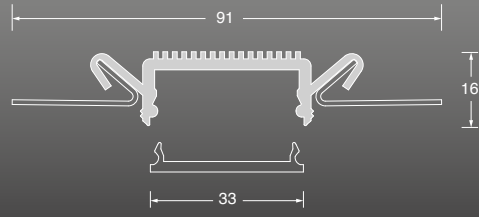
L-33 / L-33 WALL

- **LUNGHEZZA TAGLIABILE A MISURA**
LENGTH TO BE CUT TO MEASURE ON SITE
- **ALTEZZA COMPRESA NELLO SPESSORE DELLA LASTRA DI CARTONGESSO**
HEIGHT OF PROFILE CONCEALED IN THE THICKNESS OF PLASTERBOARD
- **VERSIONE HYDRO PER AMBIENTI UMIDI (UMIDITÀ RELATIVA COSTANTE $\leq 70\%$)**
HYDRO VERSION FOR HUMID ENVIRONMENTS (CONSTANT RELATIVE HUMIDITY $\leq 70\%$)
- **L-33 WALL: VERSIONE PER INSTALLAZIONE SU MURATURA**
L-33 WALL: VERSION FOR CONCRETE OR BRICK SURFACE





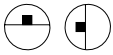
L-33



L-33 WALL



L-33



Profilo per Strip LED tagliabile in opera, per realizzare linee di luce incassate nel cartongesso.

Corpo in cartongesso di spessore 12,5 mm da lastra standard o HYDRO (a ridotto assorbimento di acqua, utilizzabile in ambienti con umidità relativa costante dell'aria $\leq 70\%$).

Profilo dissipante in lega di alluminio anodizzato naturale e schermo di protezione in PMMA opale inclusi.

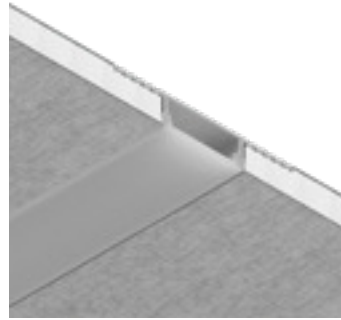
Strip LED e alimentatore elettronico 24Vdc remoto da ordinare a parte. Non esporre a intemperie o luce solare diretta e non inserire in materiale isolante.

Profile for Strip LED, for light cut on plasterboard.

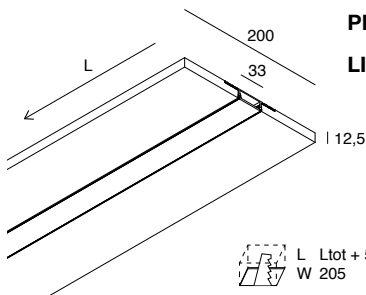
Body made of 12,5 mm thick plasterboard, either standard or HYDRO treated (with reduced water absorption level to be used in environments with constant relative humidity levels of air $\leq 70\%$).

Dissipating profile made of anodized aluminium alloy natural finish and PMMA opal diffuser included.

Strip LED and remote electronic driver 24Vdc to be ordered separately. Do not expose to bad weather or direct sunlight and do not insert into insulating material.



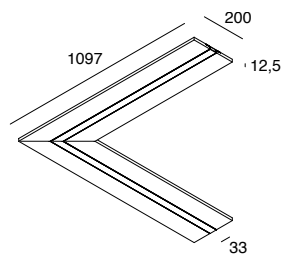
LE GARANZIE PRODOTTO SARANNO APPLICABILI, PER RAGIONI DI SICUREZZA E FRUIBILITÀ, SOLO UTILIZZANDO STRIPLED ED ALIMENTAZIONI NOVALUX. THE PRODUCT WARRANTY CONDITIONS WILL APPLY, DUE TO REASONS OF SAFETY AND QUALITY OF USE, ONLY WHEN INSTALLED WITH THE STRIPLED AND DRIVERS FROM NOVALUX CATALOGUES.



PROFILO LINEARE

LINEAR PROFILE

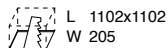
	L (mm)	Version	Euro CHF
101894.99	2000	Standard	149,50
101895.99	2000	HYDRO	149,50



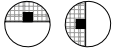
PROFILO ANGOLARE 90°

90° CORNER PROFILE

	L (mm)	Version	Euro CHF
101896.99	1097x1097	Standard	159,75
101897.99	1097x1097	HYDRO	159,75



L-33 WALL



Profilo per Strip LED tagliabile in opera, per realizzare linee di luce incassate in muratura.

Profilo tagliabile in opera in lega di alluminio anodizzata naturale e rete di armatura porta-intonaco in acciaio zincato.

Schermo di protezione in PMMA opale incluso.

Strip LED e alimentatore elettronico remoto da ordinare a parte.

Non esporre a intemperie o luce solare diretta e non inserire in materiale isolante.

Profile for Strip LED for light cut on concrete or brick surface.

Length cuttable on measure on site.

Profile made of aluminium alloy and galvanized steel grid to plaster.

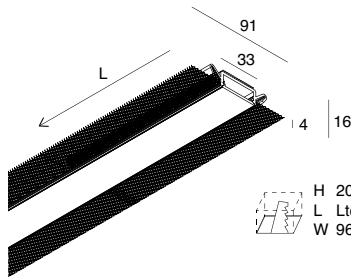
PMMA protection screen included.

Strip LED and remote electronic driver to be ordered separately.

Do not expose to bad weather or direct sunlight and do not insert into insulating material.



LE GARANZIE PRODOTTO SARANNO APPLICABILI, PER RAGIONI DI SICUREZZA E FRUIBILITÀ, SOLO UTILIZZANDO STRIPLED ED ALIMENTAZIONI NOVALUX. THE PRODUCT WARRANTY CONDITIONS WILL APPLY, DUE TO REASONS OF SAFETY AND QUALITY OF USE, ONLY WHEN INSTALLED WITH THE STRIPLED AND DRIVERS FROM NOVALUX CATALOGUES.



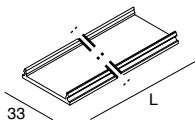
PROFILO LINEARE

LINEAR PROFILE

	L (mm)	Euro CHF
1018B1.99	2000	99,50

L-33 L-33 WALL

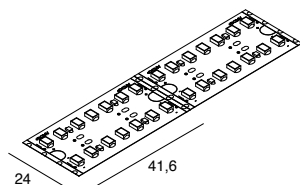
ACCESSORI ACCESSORIES



SCHERMO OPALE 6,1 m
opzionale
Consigliato per installazioni in fila continua

	L (mm)	Euro CHF
1018C8.99	6100 Opale / Opal	51,50

OPAL SCREEN 6,1 m
optional
Recommended for continuous line installations



STRIP LED DOPPIA PISTA
25W/m

STRIP LED DOUBLE LANE
25W/m

	lm/m	L (mm)	IP	CRI	Euro CHF
100916.99	2700K 25W/m	2926 5000	20	90	132,00
100917.99	3000K 25W/m	2670 5000	20	90	132,00
100918.99	4000K 25W/m	3000 5000	20	90	132,00
100925.99	2700K 25W/m	2802 5000	65	90	182,00
100926.99	3000K 25W/m	2902 5000	65	90	182,00
100927.99	4000K 25W/m	3208 5000	65	90	182,00

SMD 2835 (336 LED/m)
Biadesivo - sezionabile ogni 41,6 mm (14 LED)
Per profilo A-70 e Profiled MACRO
Bihadesivo - cuttable every 41,6 mm (14 LED)
Suitable for L-33 profile and Profiled MACRO





SIDE

Innovazione, semplicità, performance.

Profilo di alluminio tagliabile in opera per Strip LED: SIDE è il sistema a scomparsa Novalux più versatile e veloce, per realizzare con il cartongesso velette, nicchie e gole di luce indiretta dal risultato pulito ed elegante.

Innovation, simplicity, performance.

Aluminium profile that can be cut on site for LED strip: SIDE is the most versatile and quickest Novalux concealed system to create light coves, recesses and indirect lighting grooves using plasterboard with a clean and elegant result.

SIDE

- **PROFILO PERIMETRALE PER REALIZZARE VELETTE IN CARTONGESSO**

PERIMETER PROFILE FOR CREATING PLASTERBOARD LIGHT COVES

- **MINIMO SPESSORE DI BORDATURA**

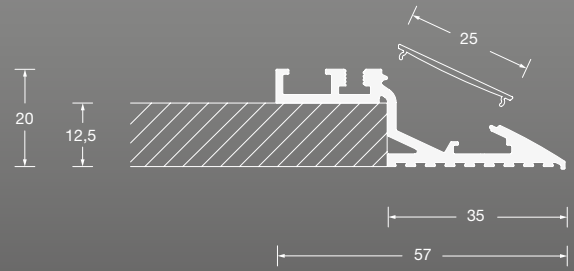

MINIMAL THICKNESS EDGING

- **PROFILO TAGLIABILE SU MISURA IN OPERA**

LENGTH CAN BE CUT TO MEASURE ON SITE

- **INSTALLAZIONE CONSIGLIATA:**

RECOMMENDED INSTALLATION:





SIDE



Sistema a scomparsa per realizzare velette a luce indiretta su cartongesso di spessore 12,5 mm. Profilo dissipante da stuccare e rasare, in lega di alluminio anodizzata naturale e schermo diffusore in policarbonato opale, tagliabili a misura in opera. Diffusore e kit di giunzione inclusi.

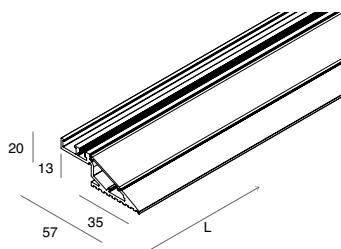
Strip LED ed alimentatore elettronico da ordinare a parte.

Concealed system to realize indirect light coves for 12,5 mm thickness plasterboard. Dissipating profile made of anodized aluminum alloy natural finish and polycarbonate opal diffuser, cuttable to measure on site. Opal diffuser and junction kit included.

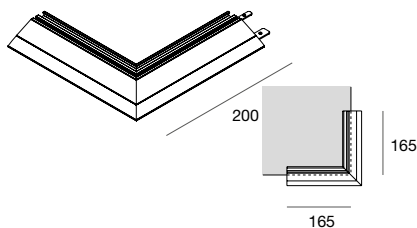
Strip LED and electronic driver to be ordered separately.



LE GARANZIE PRODOTTO SARANNO APPLICABILI, PER RAGIONI DI SICUREZZA E FRUIBILITÀ, SOLO UTILIZZANDO STRIPLED ED ALIMENTAZIONI NOVALUX. THE PRODUCT WARRANTY CONDITIONS WILL APPLY, DUE TO REASONS OF SAFETY AND QUALITY OF USE, ONLY WHEN INSTALLED WITH THE STRIPLED AND DRIVERS FROM NOVALUX CATALOGUES.



	L (mm)	Diffuser	Euro CHF
106901.99	2000	Opale / Opal	61,25



PROFILO ANGOLARE ESTERNO

Schermo opale e giunti lineari inclusi

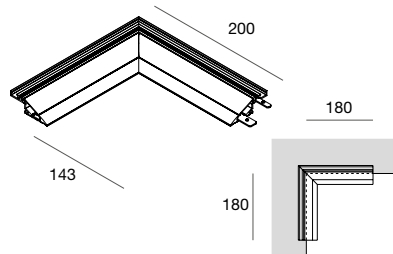
Euro | CHF

106904.99

56,25

EXTERIOR CORNER PROFILE

Opal screen and linear junction included



PROFILO ANGOLARE INTERNO

Schermo opale e giunti lineari inclusi

Euro | CHF

106905.99

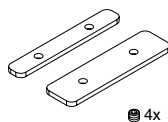
56,25

INTERNAL CORNER PROFILE

Opal screen and linear junction included

SIDE

ACCESSORI ACCESSORIES



4x

GIUNTO LINEARE

Da prevedere in caso di utilizzo di sezioni di profilo tagliate in opera.

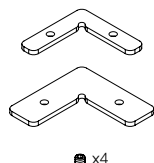
Euro | CHF

106902.99

11,50

LINEAR JOINT

To be used for sections of profile cut on site.



x4

GIUNTO ANGOLARE

Da prevedere in caso di taglio in opera del modulo lineare a 45°

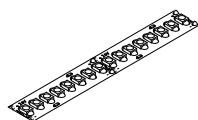
Euro | CHF

106903.99

14,25

CORNER JOINT

To be provided in case of cutting the linear module at 45°



STRIP LED

Pag. 520

Installabile max 1 strip LED.

Max 1 strip LED can be placed.







P-25 / P-40

Profilo per Strip LED a incasso che scompare nel cartongesso e crea una linea luminosa perimetrale ad effetto wall washer. Una cascata di luce illumina le pareti in maniera uniforme e ne esalta la trama, i rivestimenti in pietra o le particolari finiture. L'effetto scenico è garantito.

Recessed LED strip profile concealed in plasterboard creating a perimeter light line with a wall washer effect. A light cascade illuminates the walls evenly and enhances the pattern, stone cladding or special finishes. A spectacular effect is guaranteed.

P-25 / P-40

- **LINEA LUMINOSA PERIMETRALE
WALL WASHER PER INSTALLAZIONE
IN CONTROSOFFITTO**

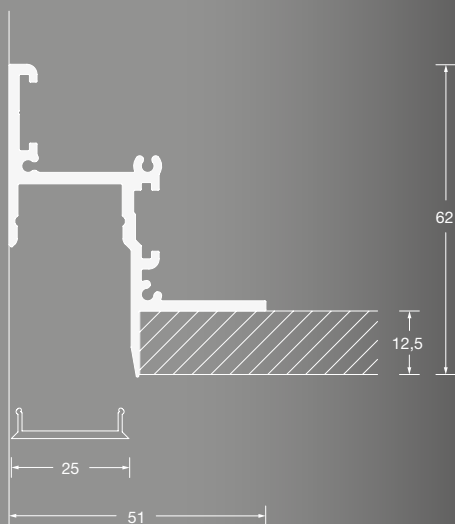
PERIMETER LIGHT LINE
WALL WASHER FOR PLASTERBOARD
CEILING INSTALLATION

- **GAMMA DI FLUSSO
E TEMPERATURA DI COLORE,
RESA CROMATICA FINO A CRI>90**

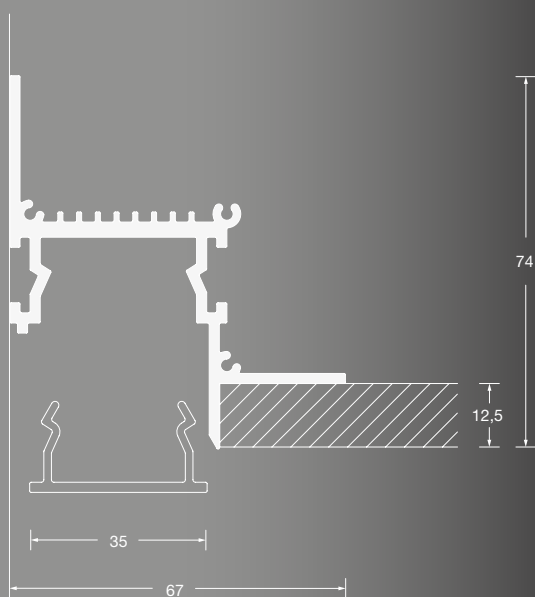
OPTIONS ON FLUX AND COLOR
TEMPERATURE,
COLOR RENDERING UP TO CRI>90

- **PROFILO TAGLIABILE
SU MISURA IN OPERA**

LENGTH CAN BE CUT TO
MEASURE ON SITE



P-25



P-40





P-25

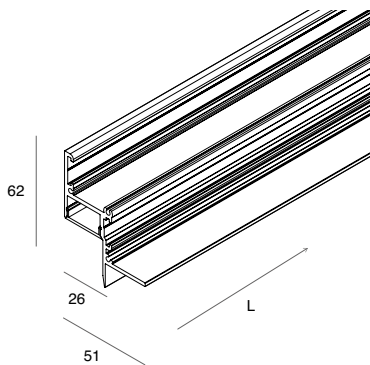


Profilo per Strip LED perimetrale per cartongesso di spessore 12,5 mm.
 Profilo dissipante in lega di alluminio anodizzata naturale e schermo
 diffusore in policarbonato opale, tagliabili a misura in opera.
 Diffusore e kit di giunzione inclusi.
 Testate terminali, strip LED ed alimentatore elettronico da ordinare a parte.

Perimetral profile for Strip LED for 12,5 mm thickness plasterboard.
 Dissipating profile made of anodized aluminum alloy natural finish and
 polycarbonate opal diffuser, cuttable to measure on site.
 Opal diffuser and junction kit included.
 End caps, strip LED and electronic driver to be ordered separately.



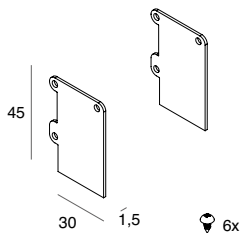
LE GARANZIE PRODOTTO SARANNO APPLICABILI, PER RAGIONI DI SICUREZZA E
 FRUIBILITÀ, SOLO UTILIZZANDO STRIPLED ED ALIMENTAZIONI NOVALUX.
 THE PRODUCT WARRANTY CONDITIONS WILL APPLY, DUE TO REASONS OF
 SAFETY AND QUALITY OF USE, ONLY WHEN INSTALLED WITH THE STRIPLED
 AND DRIVERS FROM NOVALUX CATALOGUES.



	L (mm)	Diffuser	Euro CHF
106801.99	2000	Opale / Opal	74,50

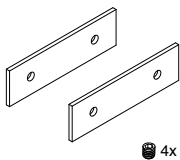
P-25

ACCESSORI ACCESSORIES



TESTATE TERMINALI (2 pz.)
 END CAPS (2 pcs)

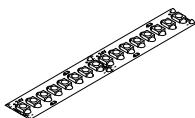
	Euro CHF
106802.99	16,25



KIT DI GIUNZIONE
 Da prevedere in caso di utilizzo
 di sezioni di profilo tagliate in opera.

JUNCTION KIT
 To be used for sections
 of profile cut on site.

	Euro CHF
103003.99	9,50



STRIP LED

Pag. 520

Installabile max 1 strip LED.

Max 1 strip LED can be placed.

P-40

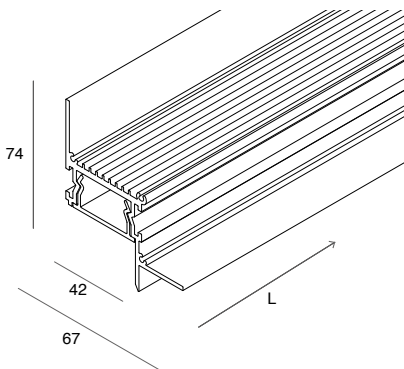


Profilo per Strip LED perimetrale per cartongesso di spessore 12,5 mm.
 Profilo dissipante in lega di alluminio anodizzata naturale e schermo diffusore in policarbonato opale, tagliabili a misura in opera.
 Diffusore e kit di giunzione inclusi.
 Testate terminali, strip LED e alimentatore elettronico da ordinare a parte.

Perimetral profile for Strip LED for 12,5 mm thickness plasterboard.
 Dissipating profile made of anodized aluminium alloy natural finish and polycarbonate opal diffuser, cuttable to measure on site.
 Opal diffuser and junction kit included.
 End caps, strip LED and electronic driver to be ordered separately.



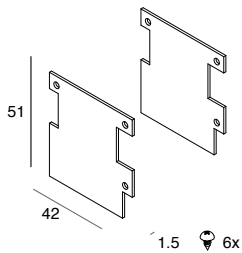
LE GARANZIE PRODOTTO SARANNO APPLICABILI, PER RAGIONI DI SICUREZZA E FRUIBILITÀ, SOLO UTILIZZANDO STRIPLED ED ALIMENTAZIONI NOVALUX.
 THE PRODUCT WARRANTY CONDITIONS WILL APPLY, DUE TO REASONS OF SAFETY AND QUALITY OF USE, ONLY WHEN INSTALLED WITH THE STRIPLED AND DRIVERS FROM NOVALUX CATALOGUES.



	L (mm)	Diffuser	Euro CHF
103001.99	2000	Opale / Opal	95,25

P-40

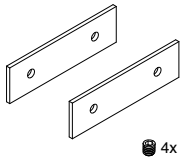
ACCESSORI ACCESSORIES



TESTATE TERMINALI (2 pz.)

END CAPS (2 pcs)

	Euro CHF
103002.99	16,25



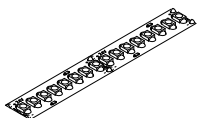
KIT DI GIUNZIONE

Da prevedere in caso di utilizzo di sezioni di profilo tagliate in opera.

JUNCTION KIT

To be used for sections of profile cut on site.

	Euro CHF
103003.99	9,50



STRIP LED

Pag. 520

Installabili fino a 2 strip LED affiancate.

Max 2 strip LED can be placed side by side.





A-70

Il profilo luminoso A-70 permette di realizzare facilmente, e con estrema precisione, una linea di luce morbida di larghezza 70 mm a emissione luminosa asimmetrica. Comprende un profilo dissipatore per ospitare la Strip LED, inserito fra due lastre di cartongesso, da montare in continuità con la parete o il soffitto.

The A-70 light profile makes it easy to create a 70 mm wide soft light line with asymmetrical light emission. It includes a heatsink to house the LED strip, placed between two sheets of plasterboard and to be mounted flush with the wall or ceiling.

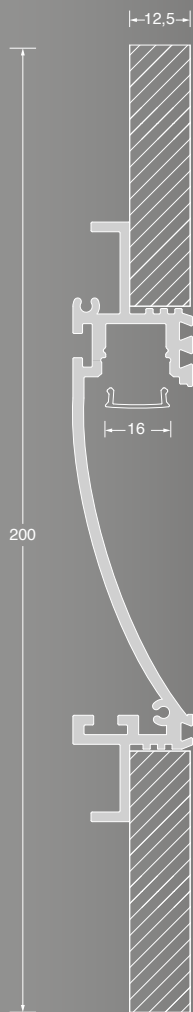
A-70

- **LUNGHEZZA TAGLIABILE A MISURA**

LENGTH TO BE CUT TO MEASURE ON SITE

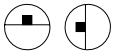
- **VERSIONE HYDRO PER AMBIENTI UMIDI (UMIDITÀ RELATIVA COSTANTE $\leq 70\%$)**

HYDRO VERSION FOR HUMID ENVIRONMENTS (CONSTANT RELATIVE HUMIDITY $\leq 70\%$)





A-70

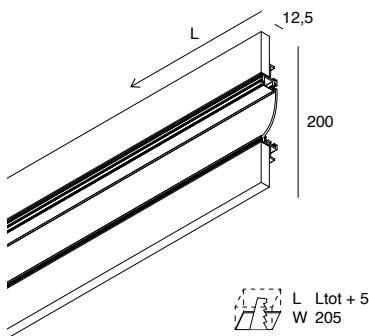


Profilo per Strip LED tagliabile in opera, per realizzare linee di luce asimmetrica. Installabile su parete di cartongesso a doppia lastra, o in controsoffitto su lastra singola. Installabile su muratura solo rivestita con doppia lastra di cartongesso. Corpo in cartongesso di spessore 12,5 mm da lastra standard o HYDRO (a ridotto assorbimento di acqua, utilizzabile in ambienti con umidità relativa costante dell'aria $\leq 70\%$). Profilo dissipante in lega di alluminio verniciato bianco e schermo di protezione in PMMA opale inclusi. Testate terminali, kit di giunzione, Strip LED e alimentatore elettronico 24Vdc remoto da ordinare a parte.

Profile for Strip LED, for asymmetric light cut. Double plasterboard sheet for wall installation and single plasterboard sheet for ceiling. Only double plasterboard sheet on concrete or brick wall. Body made of 12,5mm thick plasterboard, either standard or HYDRO treated (with reduced water absorption level to be used in environments with constant relative humidity levels of air $\leq 70\%$). Dissipating profile made of white painted aluminium alloy and PMMA opal diffuser included. End caps, junction kit, Strip LED and remote electronic driver 24 Vdc to be ordered separately.



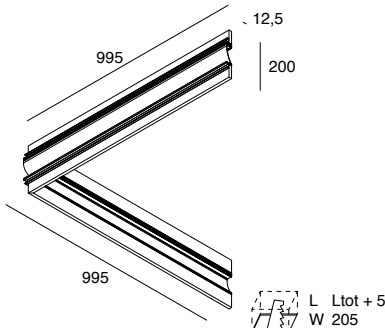
LE GARANZIE PRODOTTO SARANNO APPLICABILI, PER RAGIONI DI SICUREZZA E FRUIBILITÀ, SOLO UTILIZZANDO STRIPLED ED ALIMENTAZIONI NOVALUX. THE PRODUCT WARRANTY CONDITIONS WILL APPLY, DUE TO REASONS OF SAFETY AND QUALITY OF USE, ONLY WHEN INSTALLED WITH THE STRIPLED AND DRIVERS FROM NOVALUX CATALOGUES.



PROFILO LINEARE

LINEAR PROFILE

	L (mm)	Version	Euro CHF
101853.99	2000	Standard	177,50
101855.99	2000	HYDRO	177,50



PROFILO ANGOLARE 90°

Profilo angolare parete-soffitto

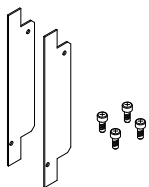
90° CORNER PROFILE

Wall-ceiling corner profile

	L (mm)	Version	Euro CHF
101854.99	995x995	Standard	188,00
101856.99	995x995	HYDRO	188,00

A-70

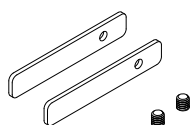
ACCESSORI ACCESSORIES



TESTATE TERMINALI (2 pz.)

END CAPS (2 pcs)

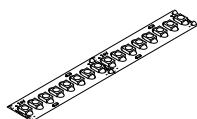
	Euro CHF
101863.99	18,00



KIT DI GIUNZIONE (2 pz.)

JUNCTION KIT (2 pcs)

	Euro CHF
101864.99	11,75




STRIP LED

Pag. 520

Per ottenere uniformità di luminanza nelle installazioni con schermo a vista utilizzare strip LED 19,2W/m, 22W/m, 8,8W/m (24Vdc), o 17W/m (48Vdc). Prevedere strip LED IP65 per versione HYDRO.

To achieve luminance uniformity, when installed with clearly visible diffusers, the strip LED to be used is 19,2W/m, 22W/m, 8,8W/m (24Vdc), or 17W/m (48Vdc). Strip LED IP65 to be associated with the HYDRO version.







V-30 / V-90 / V-180

Profili per Strip LED Novalux, realizzati in cartongesso per installazione a parete, tagliabili in opera. Sistemi luminosi Cartoon Light ideati per creare un effetto di luce radente, dove la sorgente LED rimane sempre nascosta alla vista. V-30, V-90 e V-180, rispettivamente con inclinazione di 30°, 90° e a emissione diretta-indiretta, si integrano perfettamente nella parete insieme alla luce, che fa parte di essa senza interruzione della materia. Soluzioni luminose ideali per i settori residenziale, commerciale e ricettivo.

Profiles for Novalux LED Strips, made of plasterboard for wall installation, cut on site. Cartoon Light systems designed to create a grazing light effect, where the LED source remains always concealed, V-30, V-90 and V-180, with 30°, 90° tilt, and direct-indirect emission, respectively, integrate perfectly into the wall along with the light, which is part of it without interruption. Ideal lighting solutions for residential, commercial and hospitality sectors.

V-30

V-90

V-180

- **LUNGHEZZA TAGLIABILE SU MISURA**

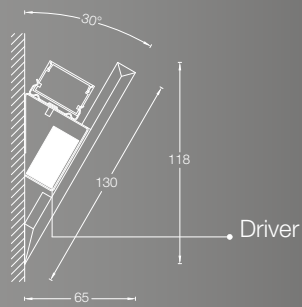
LENGTH THAT CAN BE CUT TO MEASURE ON SITE

- **IDONEO PER STRIP LED SINGOLA O DOPPIA PISTA 25W/m**

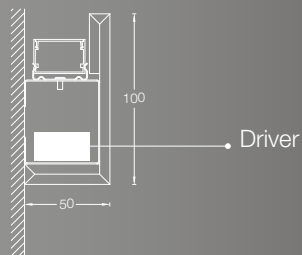
SUITABLE FOR LED STRIPS SINGLE OR DOUBLE LANE 25W/m

- **ALIMENTATORI E INTERFACCE DI DIMMERAZIONE INSERIBILI NEL PROFILO**

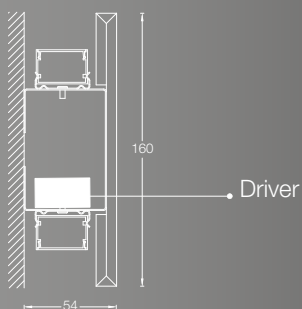
DRIVERS AND DIMMING INTERFACES CAN BE INSERTED IN THE PROFILE



V-30



V-90



V-180





V-30

V-90

V-180



LE GARANZIE PRODOTTO SARANNO APPLICABILI, PER RAGIONI DI SICUREZZA E FRUIBILITÀ, SOLO UTILIZZANDO STRIPLED ED ALIMENTAZIONI NOVALUX. THE PRODUCT WARRANTY CONDITIONS WILL APPLY, DUE TO REASONS OF SAFETY AND QUALITY OF USE, ONLY WHEN INSTALLED WITH THE STRIPLED AND DRIVERS FROM NOVALUX CATALOGUES.

Profilo per Strip LED tagliabile in opera per installazione a parete.

Corpo e testate terminali in cartongesso, profilo dissipante in lega di alluminio anodizzata naturale. Staffe per installazione a parete in lamiera di acciaio zincata, schermo di protezione in PMMA opale.

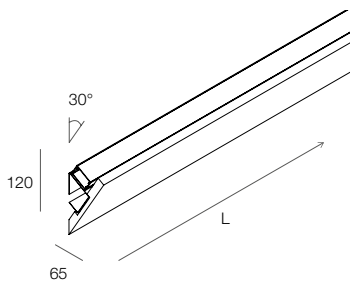
Strip LED, testate di chiusura ed alimentatore elettronico 24Vdc da ordinare a parte.

On-site cuttable LED Strip profile for wall installation.

Body and end heads made of plasterboard, dissipating profile made of natural anodized aluminum.

Brackets for wall installation made of galvanized sheet steel, opal PMMA protection screen.

LED strip, end caps and 24Vdc electronic power supply to be ordered separately.



V-30

Veletta con inclinazione di 30°.

Tagliabile in max 3 profili di lunghezza minima 400 mm. Include 3 staffe per il montaggio.

V-30

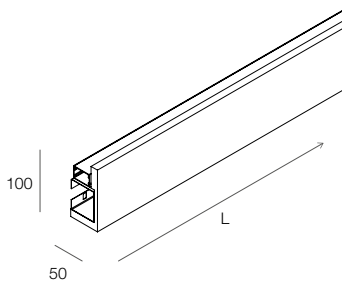
Light cove with an angle of 30°.

Cuttable in max 3 profiles of minimum length 400 mm. Included 3 mounting brackets.

	L (mm)	Euro CHF
1018C1.99	2000	140,75

Alimentatore remoto o alloggiabile nel profilo come da tabella.

Remote driver or can be inserted in the profile as shown in the table.



V-90

Veletta rettangolare monoemissione.

Tagliabile in max 3 profili di lunghezza minima 350 mm. Include 3 staffe per il montaggio.

V-90

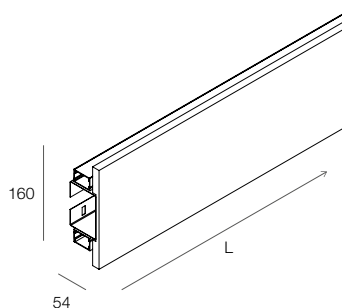
Rectangular light cove.

Cuttable in max 3 profiles of minimum length 350 mm. Included 3 mounting brackets.

	L (mm)	Euro CHF
1018C0.99	2000	165,00

Alimentatore remoto o alloggiabile nel profilo come da tabella.

Remote driver or can be inserted in the profile as shown in the table.



V-180

Veletta ad emissione diretta/indiretta.

Tagliabile in max 3 profili di lunghezza minima 350 mm. Include 3 staffe per il montaggio.

V-180

Double emission light cove.

Cuttable in max 3 profiles of minimum length 350 mm. Included 3 mounting brackets.

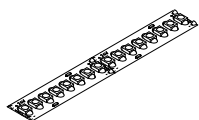
	L (mm)	Euro CHF
1018C2.99	2000	257,50

Alimentatore remoto o alloggiabile nel profilo come da tabella.

Remote driver or can be inserted in the profile as shown in the table.

V-30 / V-90 / V-180

ACCESSORI ACCESSORIES

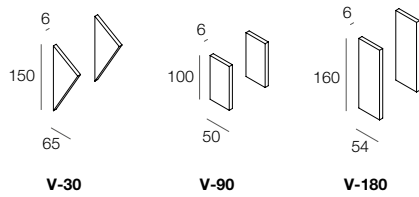


STRIP LED

Pag. 520

Idoneo per strip LED singola o doppia pista 25W/m
Suitable for single LED strip or double lane 25W/m

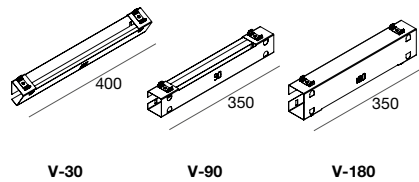
V-30 / V-90 / V-180

ACCESSORI
ACCESSORIES

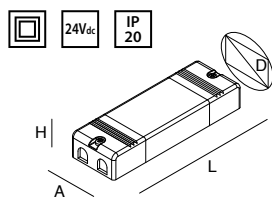
TESTATE DI CHIUSURA (2pz)

END CAPS (2pcs)

	Version	Euro CHF
1018C4.99	V-30	10,50
1018C5.99	V-90	10,50
1018C3.99	V-180	58,75

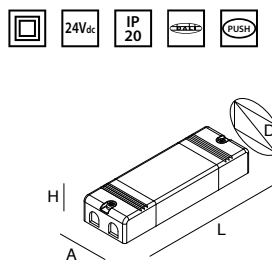
STAFFA PER MONTAGGIO A PARETE
Da prevedere in caso di utilizzo di sezioni di profilo tagliate in operaBRACKET FOR WALL MOUNTING
To be used for sections of profile cut on site

	Version	Euro CHF
1018D3.99	V-30	16,50
1018D4.99	V-90	18,25
1018D5.99	V-180	22,25

ALIMENTATORI E INTERFACCIE DI DIMMERAZIONE 24Vdc INSERIBILI NEL PROFILO
DRIVERS AND DIMMING INTERFACES 24Vdc CAN BE HOUSED IN THE PROFILEALIMENTATORE STABILIZZATO 24Vdc
220-240V 50/60HzELECTRONIC STABILIZED DRIVER 24Vdc
220-240V 50/60Hz

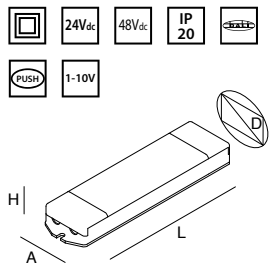
	A (mm)	D (mm)	H (mm)	L (mm)	Euro CHF
101301.99	45W	30	34	16	251 68,25
101302.99	100W	30	35	18	320 92,00
101328.99*	150W	45	55	31	268 56,25

* Non inseribile nel V-30 / Can not be housed in V-30

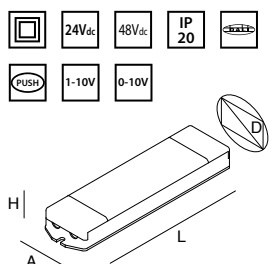
ALIMENTATORE ELETTRONICO STABILIZZATO
DIMMERABILE 4CH DALI DT6/DT8 24Vdc
220-240V 50/60Hz
Gestione DALI/PUSH per Strip LED bianche.
Gestione DALI per Strip LED RGB/RGBW e
Tunable White.ELECTRONIC STABILIZED DIMMABLE DRIVER
4CH DALI DT6/DT8 24Vdc 220-240V 50/60Hz
DALI/PUSH for white strip LED.
DALI for RGB/RGBW and Tunable White.

	A (mm)	D (mm)	H (mm)	L (mm)	Euro CHF
101318.99	80W	32	40	22	346 257,50

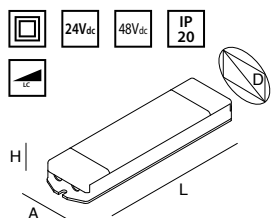
NEW

INTERFACCIA DI DIMMERAZIONE 24Vdc/48Vdc
PER STRIP LED
Massimo carico 6Ax1 canale.
Da associare ad un alimentatore 24Vdc/48Vdc.INTERFACE FOR DIMMING 24Vdc/48Vdc
FOR STRIP LED
Maximum load 6Ax1CH.
To be associated with one driver 24Vdc/48Vdc.

	A (mm)	D (mm)	H (mm)	L (mm)	Euro CHF
101304.99	22	28	20	132	52,50

INTERFACCIA DI DIMMERAZIONE 24Vdc/48Vdc
PER STRIP LED
Massimo carico 12Ax1 canale.
Da associare ad un alimentatore 24Vdc/48Vdc.INTERFACE FOR DIMMING 24Vdc/48Vdc
FOR STRIP LED
Maximum load 12Ax1CH.
To be associated with one driver 24Vdc/48Vdc.

	A (mm)	D (mm)	H (mm)	L (mm)	Euro CHF
105914.99	38	44	25	164	82,50

INTERFACCIA DI DIMMERAZIONE 24Vdc/48Vdc
A TAGLIO DI FASE PER STRIP LED
Massimo carico 10A.
Da associare ad un alimentatore 24Vdc/48Vdc.INTERFACE FOR DIMMING 24Vdc/48Vdc
PHASE CUT FOR LED STRIP
Maximum load 10A.
To be associated with one driver 24Vdc/48Vdc.

	A (mm)	D (mm)	H (mm)	L (mm)	Euro CHF
105923.99	36	41	20	140	64,50

SYSTEMS

DOMYNOS PS	102
HERO MINI	112
HERO MINI B	120
HERO	130
HERO B	140
HERO C	152
LUCKY MAXI	160
P-30	168
FORTY8 TRACK	194
T-48 MINI	218
RECTA	228
LI-NEAR	236





DOMYNOS PS

DOMYNOS PS crea un dialogo delicato con lo spazio che illumina. Uno speciale sistema di illuminazione Novalux con cui, combinando pochi moduli base, si aprono infinite possibilità di composizioni modulari, curvilinee o lineari. Disponibile nelle finiture in vernice bianca, nera, caffè o cappuccino. DOMYNOS PS è un prodotto di illuminazione Novalux che si contraddistingue per leggerezza ed eleganza: la sinuosità delle sue curve abbraccia con raffinatezza grandi e piccoli ambienti, rendendoli unici.

DOMYNOS PS creates a delicate dialogue with the space it illuminates. A special Novalux lighting system with which, combining a few basic modules, open up endless possibilities of modular, curvilinear or linear compositions. Available in white, black, coffee or cappuccino finishes. DOMYNOS PS is a Novalux lighting product that stands out for its lightness and elegance: the sinuosity of its curves embraces with refinement large and small environments, making them unique.

DOMYNOS PS

- **SISTEMA componibile a PLAFONE, PARETE O SOSPENSIONE CON MODULI CURVI E LINEARI**

MODULAR CEILING, WALL OR SUSPENSION SYSTEM WITH CURVED AND LINEAR MODULES

- **DIVERSE SOLUZIONI PER LA CONNESSIONE ELETTRICA: KIT LINEARI O TONDI, A INIZIO LINEA O CENTRALI**


VARIOUS SOLUTIONS FOR THE ELECTRICAL CONNECTION: LINEAR OR ROUND KITS, AT THE BEGINNING OF THE LINE OR CENTRAL

- **MODULI LED 48V CON CONNETTORI RAPIDI PER FILA CONTINUA E AGGANCI PLASTICI PER IL MONTAGGIO SUL PROFILO**

48V LED MODULES EQUIPPED WITH QUICK CONNECTORS FOR CONTINUOUS LINE AND PLASTIC HOOKS FOR MOUNTING ON THE PROFILE

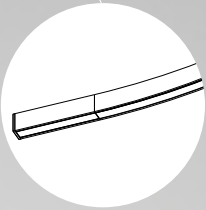
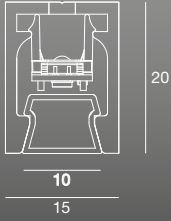
- **SCHERMO OPALE DA 6 METRI CURVABILE E TAGLIABILE IN OPERA**

BENDABLE 6 METERS OPAL DIFFUSER THAT CAN BE CUT ON SITE


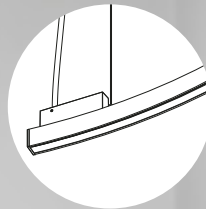


112227._._
**KIT CONNESSIONE INIZIO LINEA
 PER INSTALLAZIONE A SOSPENSIONE**
 LINE START CONNECTION KIT
 FOR SUSPENDED INSTALLATION

112226._._
**KIT CONNESSIONE INIZIO LINEA O CENTRALE
 PER INSTALLAZIONE A PLAFONE E PARETE**
 LINE START OR MIDDLE LINE CONNECTION KIT
 FOR CEILING AND WALL INSTALLATION



112225._ _
KIT CONNESSIONE INIZIO LINEA
PER INSTALLAZIONE A PLAFONE E PARETE
 LINE START CONNECTION KIT
 FOR CEILING AND WALL INSTALLATION



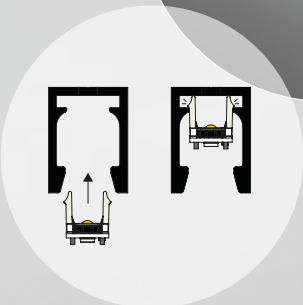
112228._ _
KIT CONNESSIONE INIZIO LINEA O CENTRALE
PER INSTALLAZIONE A SOSPENSIONE
 LINE START OR MIDDLE LINE CONNECTION KIT
 FOR SUSPENDED INSTALLATION



GIUNZIONE PROFILI
 PROFILES JUNCTION

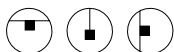
BASE LED CON AGGANCI
E CONNETTORE RAPIDO
 LED BASE WITH HOOKS
 AND QUICK CONNECTOR

SCHERMO OPALE 6M
CURVABILE E TAGLIABILE
 OPAL DIFFUSER 6M
 BENDABLE AND CAN BE CUT



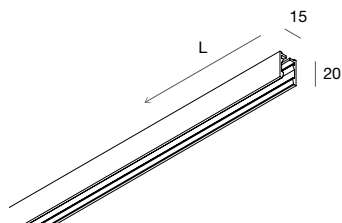
AGGANCIO A SCATTO
DELLA BASE LED SU PROFILO
 SNAP-ON LED BASE ON PROFILE

DOMYNOS PS



Sistema componibile a plafone, parete o sospensione con profilo in estruso di alluminio per l'alloggiamento di moduli LED 48V. Alimentazione 48V da remotizzare (ON/OFF o dimmerabile tramite interfacce di dimmerazione) o box con alimentazione integrata 48V ON/OFF o dimmerabile, per composizioni a sospensione.

Modular ceiling, wall or suspension system with extruded aluminium profile for housing 48V LED modules. Remote 48V driver (ON/OFF or dimmable via dimming interfaces) or box with integrated driver 48V, ON/OFF or dimmable, for suspended compositions.



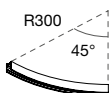
PROFILO LINEARE

Per moduli LED lineari L=498mm. Kit di giunzione incluso, schermo opale da ordinare a parte.

LINEAR PROFILE

For linear LED modules L=498mm. Junction kit included, opal diffuser shade to be ordered separately.

					L (mm)	n° LED modules	Euro CHF
112201._	01	02	20	21	498	1	49,50
112202._	01	02	20	21	996	2	56,00
112203._	01	02	20	21	1992	4	76,25



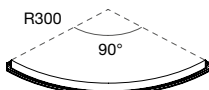
PROFILO CURVO R300 45°

Per modulo LED R300 45°. Kit di giunzione incluso, schermo opale da ordinare a parte. Non installabile a sospensione stand alone.

CURVED R300 45° PROFILE

For LED modules R300 45°. Junction kit included, opal diffuser shade to be ordered separately. Not installable in stand alone suspension.

					L (mm)	R (mm)	n° LED modules	Euro CHF
112204._	01	02	20	21	249	300	1	37,00



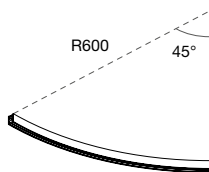
PROFILO CURVO R300 90°

Per modulo LED R300 90°. Kit di giunzione incluso, schermo opale da ordinare a parte. Non installabile a sospensione stand alone.

CURVED R300 90° PROFILE

For LED modules R300 90°. Junction kit included, opal diffuser shade to be ordered separately. Not installable in stand alone suspension.

					L (mm)	R (mm)	n° LED modules	Euro CHF
112205._	01	02	20	21	498	300	1	52,00



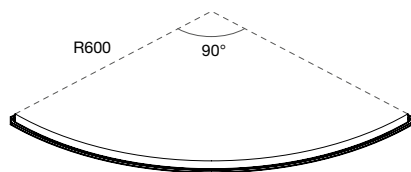
PROFILO CURVO R600 45°

Per modulo LED R600 45°. Kit di giunzione incluso, schermo opale da ordinare a parte. Non installabile a sospensione stand alone.

CURVED R600 45° PROFILE

For LED modules R600 45°. Junction kit included, opal diffuser shade to be ordered separately. Not installable in stand alone suspension.

					L (mm)	R (mm)	n° LED modules	Euro CHF
112206._	01	02	20	21	498	600	1	53,25



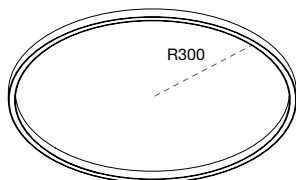
PROFILO CURVO R600 90°

Per modulo LED R600 90°. Kit di giunzione incluso, schermo opale da ordinare a parte.

CURVED R600 90° PROFILE

For LED modules R600 90°. Junction kit included, opal diffuser shade to be ordered separately.

					L (mm)	R (mm)	n° LED modules	Euro CHF
112207._	01	02	20	21	996	600	1	70,00



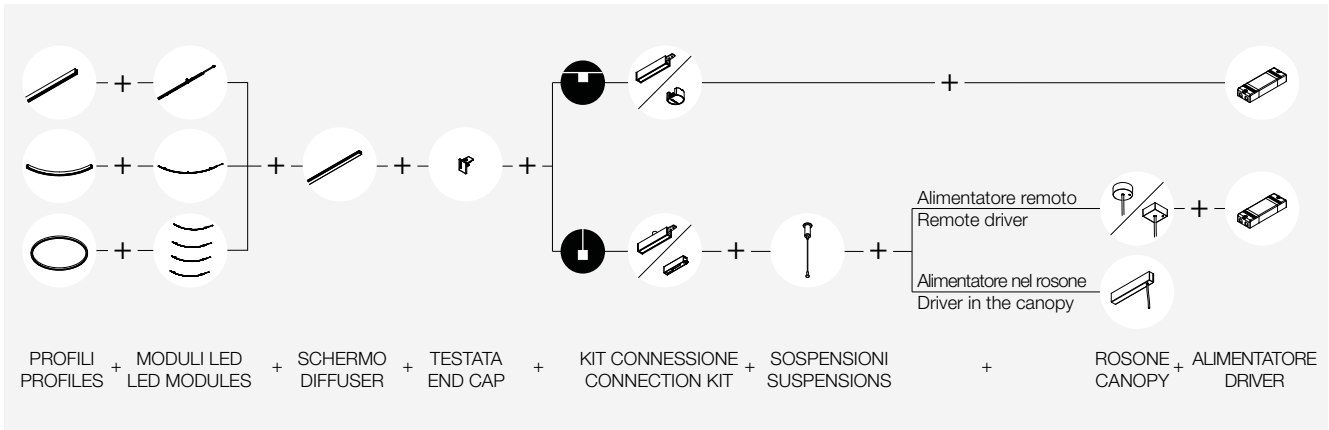
PROFILO CIRCOLARE R300

Per 4 moduli LED R300 90°. Schermo opale incluso.

CIRCULAR R300 PROFILE

For 4 LED modules R300 90°. Opal diffuser shade included.

					L (mm)	R (mm)	n° LED modules	Euro CHF
112208._	01	02	20	21	1992	300	4	184,00



**MODULI LED
LED MODULES**

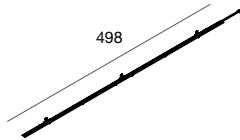
Moduli LED alimentabili a 48V provvisti di connettori in testa e coda per la connessione rapida in linea continua ed agganci plastici per il montaggio sul profilo. Max 80W installabili in linea continua.

48V LED modules equipped with connectors on both sides for fast continuous line connection and plastic hooks for mounting on the profile. Max 80W can be installed in continuous line.



MODULO LED LINEARE

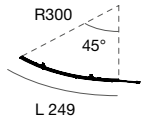
LINEAR LED MODULE



					L (mm)	Euro CHF
112209.99	2700K	6,6W	861 lm		498	66,50
112210.99	3000K	6,6W	915 lm		498	66,50
112211.99	4000K	6,6W	978 lm		498	66,50

MODULO LED R300 45°

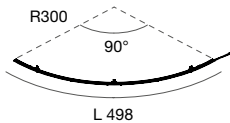
LED MODULE R300 45°



					L (mm)	Euro CHF
112212.99	2700K	3,3 W	435 lm		249	61,50
112213.99	3000K	3,3 W	462 lm		249	61,50
112214.99	4000K	3,3 W	493 lm		249	61,50

MODULO LED R300 90°

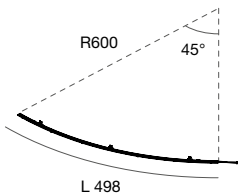
LED MODULE R300 90°



					L (mm)	Euro CHF
112215.99	2700K	6,6 W	866 lm		498	85,50
112216.99	3000K	6,6 W	910 lm		498	85,50
112217.99	4000K	6,6 W	971 lm		498	85,50

MODULO LED R600 45°

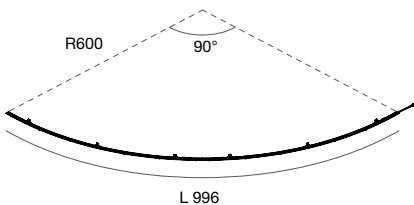
LED MODULE R600 45°



					L (mm)	Euro CHF
112218.99	2700K	6,6 W	862 lm		498	82,00
112219.99	3000K	6,6 W	916 lm		498	82,00
112220.99	4000K	6,6 W	980 lm		498	82,00

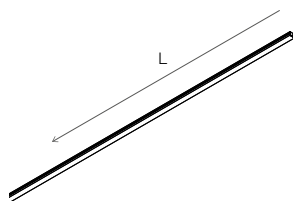
MODULO LED R600 90°

LED MODULE R600 90°



					L (mm)	Euro CHF
112221.99	2700K	13,2 W	1724 lm		996	162,50
112222.99	3000K	13,2 W	1832 lm		996	162,50
112223.99	4000K	13,2 W	1960 lm		996	162,50

DOMYNOS PS

ACCESSORI
ACCESSORIES

SCHERMO OPALE 6m
Schermo curvabile e tagliabile in opera

OPAL DIFFUSER SHADE 6m
Bendable diffuser shade,
can be cut on site.

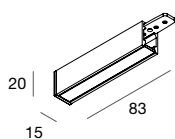
	L (mm)		Euro CHF
110825.99	6000	Opale / Opal	47,50



TESTATA TERMINALE (1 pz)
Da prevedere a inizio e fine linea
continua.

END CAP (1 pc)
To be provided at the beginning
and end of continuous line.

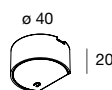
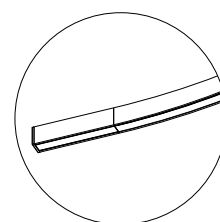
				Euro CHF	
112224. __	01	02	20	21	12,25



KIT CONNESSIONE INIZIO LINEA PER
INSTALLAZIONE A PLAFONE E PARETE
Completo di testata terminale e cavetti
per la connessione elettrica tra LED
ed alimentazione 48V. Non idoneo per
composizioni chiuse. Alimentazione
48V da ordinare a parte.

LINE START CONNECTION KIT FOR
CEILING AND WALL INSTALLATION
Complete with end cap and cables
for the electrical connection between
LED and 48V driver. Not suitable for
closed compositions. 48V driver to be
ordered separately.

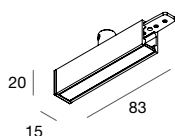
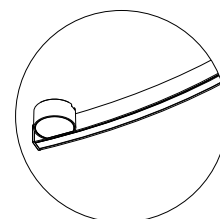
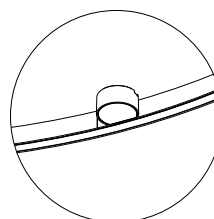
				Euro CHF	
112225. __	01	02	20	21	35,25



KIT CONNESSIONE INIZIO LINEA
O CENTRALE PER INSTALLAZIONE A
PLAFONE E PARETE
Completo di cavetti per la connessione
elettrica tra LED ed alimentazione 48V.
Alimentazione 48V da ordinare a parte.

LINE START OR MIDDLE LINE
CONNECTION KIT FOR CEILING
AND WALL INSTALLATION
Complete with cables for the electrical
connection between LED and 48V driver.
48V driver to be ordered separately.

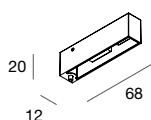
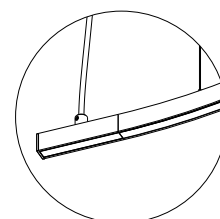
				Euro CHF	
112226. __	01	02	20	21	27,25



KIT CONNESSIONE INIZIO LINEA
PER INSTALLAZIONE
A SOSPENSIONE
Completo di testata terminale e cavetti
per la connessione elettrica tra LED
ed alimentazione 48V. Non idoneo
per composizioni chiuse. Driver box
o rosone ed alimentatore 48V da
ordinare a parte.

LINE START CONNECTION KIT
FOR SUSPENDED INSTALLATION
Complete with end cap and cables
for the electrical connection between
LED and 48V driver. Not suitable for
closed compositions. Driver box or
canopy and 48V driver to be ordered
separately.

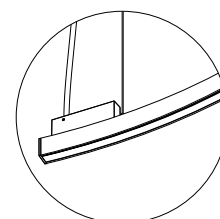
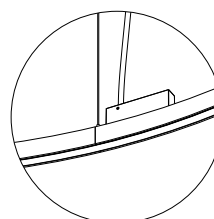
				Euro CHF	
112227. __	01	02	20	21	38,75

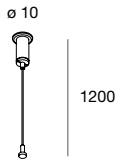


KIT CONNESSIONE INIZIO LINEA
O CENTRALE PER INSTALLAZIONE
A SOSPENSIONE
Completo di cavetti per la
connessione elettrica tra LED ed
alimentazione 48V. Driver box o
rosone ed alimentatore 48V da
ordinare a parte.

LINE START OR MIDDLE LINE
CONNECTION KIT
FOR SUSPENDED INSTALLATION
Complete with cables for the electrical
connection between LED and 48V
driver. Driver box or canopy and 48V
driver to be ordered separately.

				Euro CHF	
112228. __	01	02	20	21	24,00

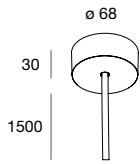




CAVO DI SOSPENSIONE (1pz)
In acciaio, regolabile.
1 pz a inizio e fine linea continua e
in ciascuna giunzione tra profili. 1pz
aggiuntivo per fissaggio centrale dei profili
cod. 112203.___ e 112207.___.
3 pz per il profilo 112208.___.

	L (mm)	Euro CHF
112229.99	1200	12,50

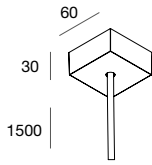
SUSPENSION CABLE (1pc)
Made of steel, adjustable. 1 pc at the
beginning and end of continuous line and
in each junction between profiles. 1pc
more in the middle of profiles 112203.___
and 112207.___.
3 pcs for profile 112208.___.



ROSONE TONDO
ALIMENTAZIONE REMOTA
Rosone a plafone. Cavo 2x1mm² con
guaina in tinta per bianco e nero e
trasparente per caffè e cappuccino.
Alimentazione 48V da ordinare a parte.

	□	■	■	■	L (mm)	Euro CHF
109003.___ 01 02 20 21					1500	29,50

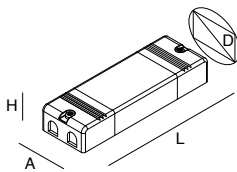
ROUND CANOPY
REMOTE DRIVER
Ceiling canopy. Cable 2x1mm² with
matching sheath for black and white and
transparent for caffè and cappuccino.
48V driver to be ordered separately.



ROSONE QUADRATO
ALIMENTAZIONE REMOTA
Rosone a plafone. Cavo 2x1mm² con
guaina in tinta per bianco e nero e
trasparente per caffè e cappuccino.
Alimentazione 48V da ordinare a parte.

	□	■	■	■	L (mm)	Euro CHF
109004.___ 01 02 20 21					1500	29,50

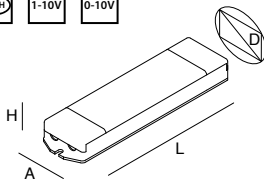
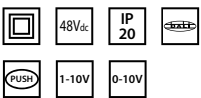
SQUARE CANOPY
REMOTE DRIVER
Ceiling canopy. Cable 2x1mm² with
matching sheath for black and white and
transparent for caffè and cappuccino.
48V driver to be ordered separately.



ALIMENTATORE ELETTRONICO
STABILIZZATO 48V 220-240V 50/60 Hz
Per dimmerazione prevedere
l'interfaccia 105914.99/105923.99.
Kit di connessione LED-alimentatore da
ordinare a parte.

	A (mm)	D (mm)	H (mm)	L (mm)	IP	Euro CHF
* 101344.99	150W	38	49	30	227 20	41,25
101313.99	320W	90	100	45	250 65	275,75

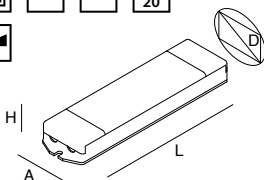
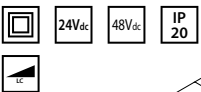
ELECTRONIC STABILIZED DRIVER 48V
220-240V 50/60Hz
Dimming with addition of
105914.99/105923.99
dimming interface.
LED-power supply connection kit to be
ordered separately.



INTERFACCIA DI DIMMERAZIONE 48Vdc
Massimo carico 12Ax1 canale.
Da associare ad un alimentatore 48Vdc.

	A (mm)	D (mm)	H (mm)	L (mm)	Euro CHF
105914.99	38	44	25	164	82,50

INTERFACE FOR DIMMING 48Vdc
Maximum load 12Ax1CH.
To be associated with one driver 48Vdc.



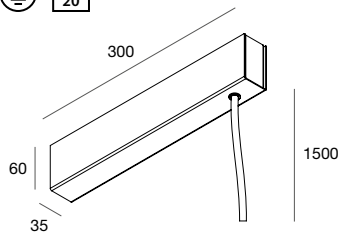
INTERFACCIA DI DIMMERAZIONE
24Vdc/48Vdc
A TAGLIO DI FASE PER STRIP LED
Massimo carico 10A.
Da associare ad un alimentatore
24Vdc/48Vdc.

	A (mm)	D (mm)	H (mm)	L (mm)	Euro CHF
105923.99	36	41	20	140	64,50

INTERFACE FOR DIMMING 24Vdc/48Vdc
PHASE CUT FOR LED STRIP
Maximum load 10A.
To be associated with one driver
24Vdc/48Vdc.

DOMYNOS PS

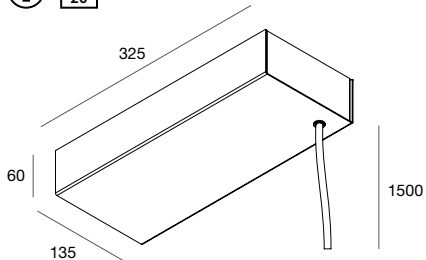
DRIVER BOX



BOX CON ALIMENTAZIONE INTEGRATA 100W 48V
 Box a plafone. Cavo 2x1mm² con guaina in tinta per bianco e nero e trasparente per caffè e cappuccino.

BOX WITH INTEGRATED DRIVER 100W 48V
 Ceiling box. Cable 2x1mm² with matching sheath for black and white and transparent for caffè and cappuccino.

	01	02	20	21	A (mm)	H (mm)	L (mm)	Euro CHF
112230...					100W	35	60	300 184,75

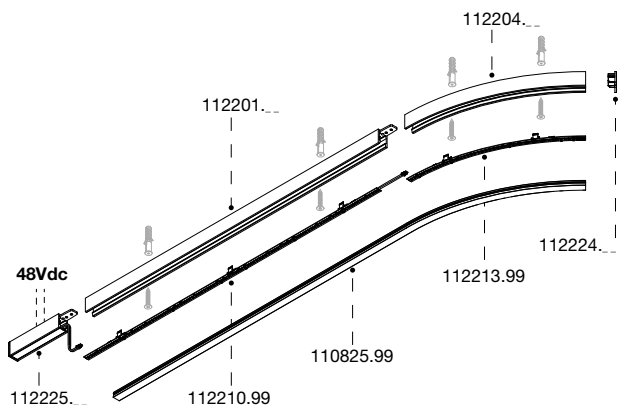


BOX CON ALIMENTAZIONE INTEGRATA DIMMERABILE 150W 48V
 Box a plafone. Cavo 2x1mm² con guaina in tinta per bianco e nero e trasparente per caffè e cappuccino.

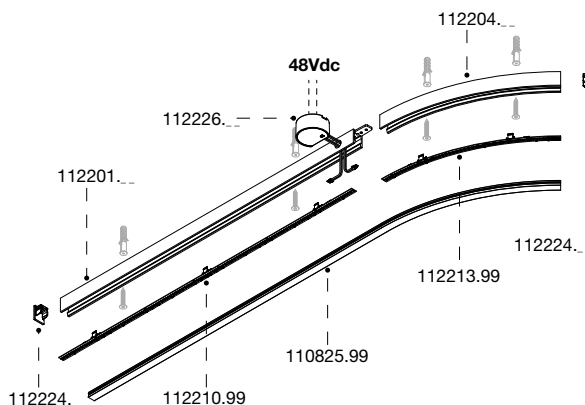
BOX WITH INTEGRATED DIMMABLE DRIVER 150W 48V
 Ceiling box. Cable 2x1mm² with matching sheath for black and white and transparent for caffè and cappuccino.

	01	02	20	21	A (mm)	H (mm)	L (mm)	Euro CHF
112232...					150W	135	60	325 353,25

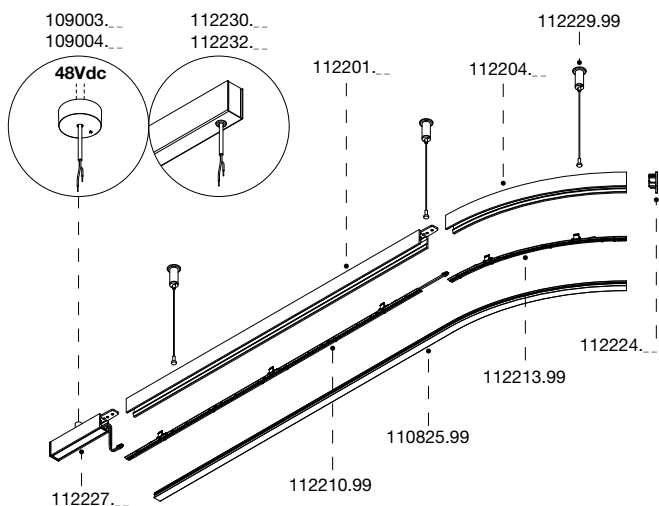
INSTALLAZIONE A PLAFONE ALIMENTAZIONE A INIZIO LINEA CEILING INSTALLATION START OF LINE POWER CONNECTION



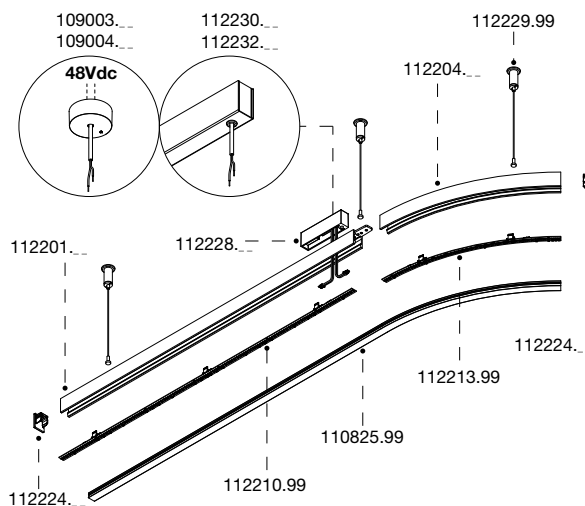
INSTALLAZIONE A PLAFONE ALIMENTAZIONE CENTRALE CEILING INSTALLATION CENTRAL POWER CONNECTION



INSTALLAZIONE A SOSPENSIONE ALIMENTAZIONE A INIZIO LINEA SUSPENSION INSTALLATION START OF LINE POWER CONNECTION



INSTALLAZIONE A SOSPENSIONE ALIMENTAZIONE CENTRALE SUSPENSION INSTALLATION CENTRAL POWER CONNECTION









HERO MINI

HERO MINI è un sistema di illuminazione Novalux che risolve le esigenze di composizioni irregolari. È idoneo a qualsiasi tipo di spazio, semplicemente scegliendo il tipo di ottica più adatta all'ambiente: schermo opale, micro ottiche UGR<19 o spot orientabili. Gli speciali giunti sono studiati per unire i profili, creare file continue, esagoni e altre geometrie sorprendenti, aperte o chiuse.

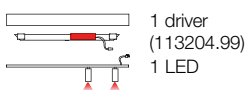
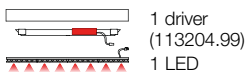
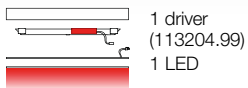
HERO MINI is a Novalux lighting system that solves the needs of irregular compositions. It is suitable for any type of space, simply by choosing the type of optics most suitable for the environment: opal screen, micro-optics UGR<19 or adjustable spots. The special joints are designed to join profiles, create continuous lines, hexagons and other surprising geometries, open or closed.

HERO MINI

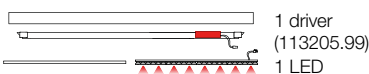
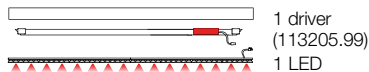
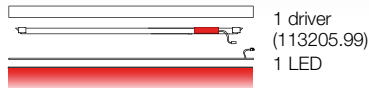
ESEMPI DI COMPOSIZIONI LINEARI | LINEAR COMPOSITIONS EXAMPLES

Combinare profili di alluminio con moduli elettrificati di pari lunghezza e con alimentatori pari al n. di moduli LED
 Combine aluminium profiles with driver modules of equal length and with no. of drivers equal to no. of LED modules


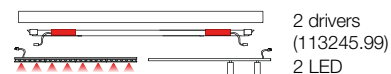
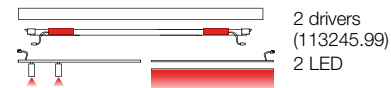
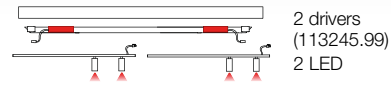
636 mm

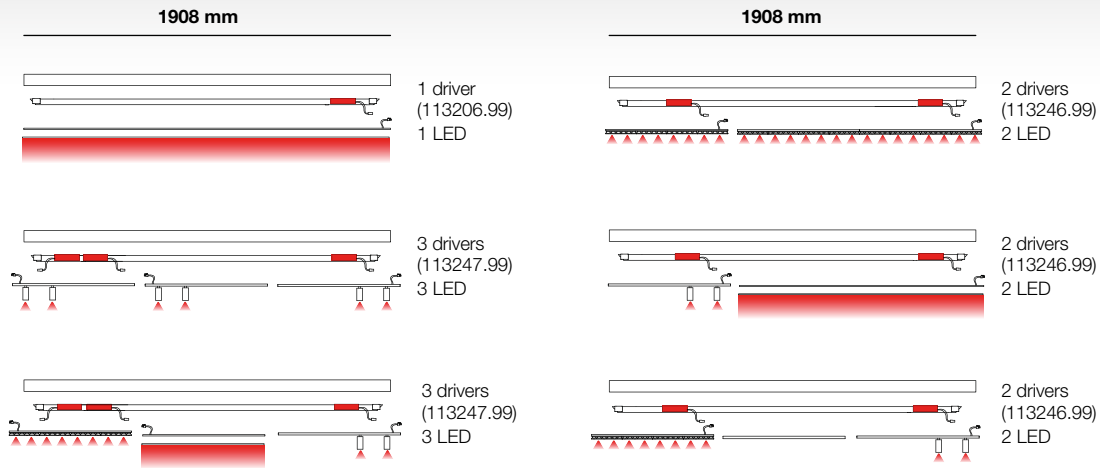


1272 mm



1272 mm





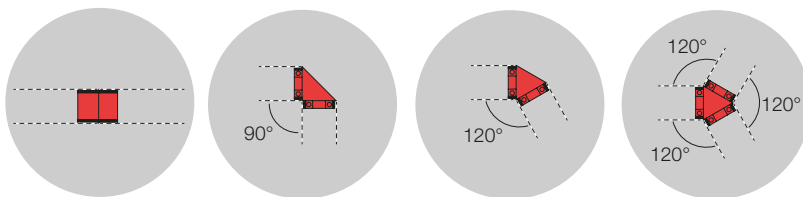
LEGENDA | LEGEND

- Mod. LED + Schermo op.**
LED Module + Opal screen
- Mod. LED Micro ottiche**
Micro-optics LED Module
- Mod. Spot Klimt**
Spot Klimt Module
- Cover cieca**
Blind Cover

Moduli elettrificati | Driver Modules

N. DRIVERS	636 mm	1272 mm	1908 mm
1			
2			
3			

KIT DI GIUNZIONE LINEARE ED ANGOLARI | LINEAR AND ANGLE JUNCTION KITS



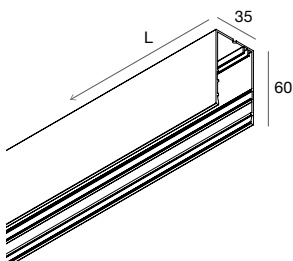
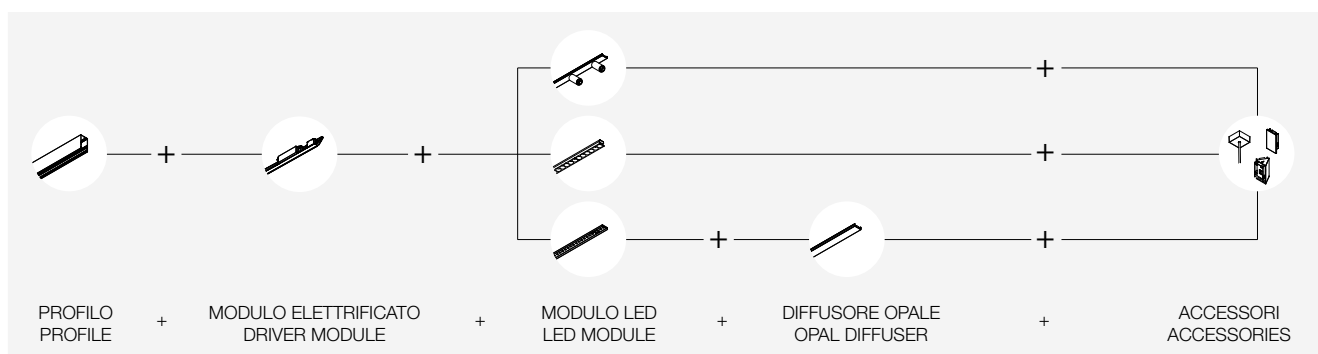
Composizioni chiuse non installabili a plafone | Not suitable for ceiling installation closed shaped modules

HERO MINI



Sistema LED componibile ad emissione diretta per installazione singola o in fila continua a plafone, sospensione, parete o binario. Profili modulari in estruso di alluminio verniciato predisposti per l'alloggiamento dei moduli elettrificati, dei moduli luminosi (moduli LED per diffusore opale/moduli LED micro-ottiche/moduli spot LED) e degli accessori di installazione. Disponibili cover cieche con cablaggio passante.

Stand alone or continuous line modular LED system with direct emission for ceiling, wall or track mounting. Modular profiles in extruded painted aluminium suitable for driver modules, light modules (LED modules for opal diffuser/micro-optic LED modules/LED spot modules) and installation accessories. Blind covers available with through wiring.



PROFILO DI ALLUMINIO

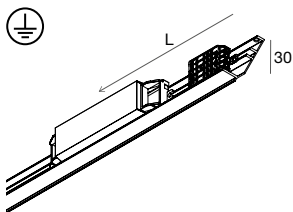
Modulo elettrificato, modulo luminoso, kit di giunzione, testate terminali ed accessori per la sospensione da ordinare a parte.

ALUMINIUM PROFILE

Driver module, light module, junction kit, end caps and accessories for suspension to be ordered separately.

L (mm)		01	02	20	21	Euro CHF
636	113201 ._.					41,50
1272	113202 ._.					53,00
1908	113203 ._.					72,25

Combinare profili di alluminio con moduli elettrificati di pari lunghezza e con alimentatori pari al n. di moduli LED
Combine aluminium profiles with driver modules of equal length and with no. of drivers equal to no. of LED modules



MODULO ELETTRIFICATO

Alimentazione elettronica, connettore rapido per moduli luminosi e cablaggio passante inclusi.

DRIVER MODULE

Electronic driver, quick connector for light modules and through wiring included.

L (mm)	1 driver	Euro CHF	2 drivers	Euro CHF	3 drivers	Euro CHF
636	113204.99	88,75	-		-	
1272	113205.99	97,00	113245.99	129,75	-	
1908	113206.99	109,00	113246.99	139,00	113247.99	182,75

DALI-PUSH

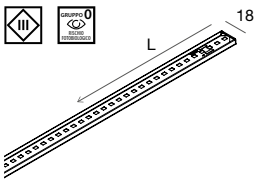
L (mm)	1 driver	Euro CHF	2 drivers	Euro CHF	3 drivers	Euro CHF
636	113248.99	110,00	-		-	
1272	113249.99	115,75	113251.99	175,00	-	
1908	113250.99	124,50	113252.99	184,50	113253.99	250,50

EMERGENCY 1 H Flusso in emergenza 17% / Emergency flux 17%

L (mm)	1 driver	Euro CHF
1272	113254.99	187,75

Autonomia 1h / Ricarica 12h
Autonomy 1h / Charging 12h

**MODULI LED
LED MODULES**



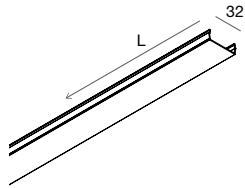
**MODULO LED
PER DIFFUSORE OPALE**

Connettore rapido per modulo elettrificato incluso. Profilo di alluminio, modulo elettrificato e diffusore opale, da ordinare a parte.

**LED MODULE
FOR OPAL DIFFUSER**

Quick connector to the driver module included. Aluminium profile, driver module, and opal diffuser, to be ordered separately.

L (mm)				Euro CHF
636	12W	2700K	113214.99	49,75
636	12W	3000K	113215.99	49,75
636	12W	4000K	113216.99	49,75
1272	24W	2700K	113217.99	73,00
1272	24W	3000K	113218.99	73,00
1272	24W	4000K	113219.99	73,00
1908	35W	2700K	113220.99	99,25
1908	35W	3000K	113221.99	99,25
1908	35W	4000K	113222.99	99,25



DIFFUSORE OPALE

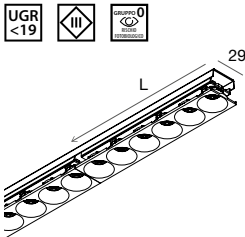
Schermo ad incastro a filo per modulo LED.

OPAL DIFFUSER

Flush screen for LED module.

L (mm)	2700K	3000K	4000K	Euro CHF
636	930 lm	951 lm	1051 lm	113229.99 9,25
1272	1861 lm	1903 lm	2103 lm	113230.99 14,50
1908	2791 lm	2854 lm	3154 lm	113231.99 17,75
* 5850	-	-	-	113232.99 53,00

* Schermo 5850mm consigliato per installazioni in fila continua
5850mm screen recommended for continuous line installations



MODULO LED MICRO OTTICHE

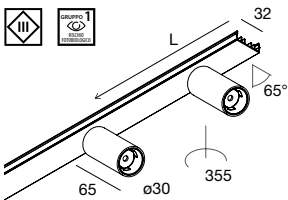
Riflettore in PC nero finitura matt, lenti in PMMA e connettore rapido per modulo elettrificato inclusi. Profilo di alluminio e modulo elettrificato, da ordinare a parte.

MICRO-OPTICS LED MODULE

Matt finish black PC reflector, PMMA lenses and quick connector to the driver module included. Aluminium profile and driver module, to be ordered separately.

L (mm)					Euro CHF
636	17W	40°	2700K	1708 lm	113211.02 79,50
636	17W	40°	3000K	1798 lm	113212.02 79,50
636	17W	40°	4000K	1893 lm	113213.02 79,50
1272	34W	40°	2700K	3416 lm	113242.02 154,25
1272	34W	40°	3000K	3596 lm	113243.02 154,25
1272	34W	40°	4000K	3786 lm	113244.02 154,25

NEW



MODULO SPOT LED KLIMT

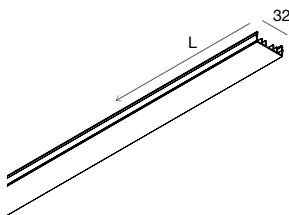
2 proiettori in lega di alluminio pressofuso verniciato a polvere con lenti in policarbonato, cover cieca e connettore rapido per modulo elettrificato inclusi. Profilo di alluminio e modulo elettrificato, da ordinare a parte.

KLIMT LED SPOT MODULE

2 spotlights in powder-coated die-cast aluminium alloy with polycarbonate lenses, blind cover and quick connector to the driver module included. Aluminium profile and driver module, to be ordered separately.

L (mm)						Euro CHF
636	2x4W	25°	2700K	670 lm	113223_01 02 20 21	216,75
636	2x4W	25°	3000K	716 lm	113224_01 02 20 21	216,75
636	2x4W	25°	4000K	771 lm	113225_01 02 20 21	216,75
636	2x4W	45°	2700K	730 lm	113226_01 02 20 21	216,75
636	2x4W	45°	3000K	779 lm	113227_01 02 20 21	216,75
636	2x4W	45°	4000K	837 lm	113228_01 02 20 21	216,75

HERO MINI

ACCESSORI
ACCESSORIES

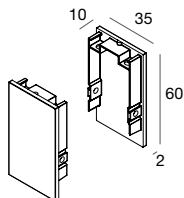
COVER CIECA

In estruso di alluminio verniciato a polvere, provvista di cablaggio passante. Profilo di alluminio da ordinare a parte.

BLIND COVER

Extruded powder-coated aluminium, provided with through wiring. Aluminium profile to be ordered separately.

					L (mm)	Euro CHF
113233 ._..	01	02	20	21	636	49,75
113234 ._..	01	02	20	21	1272	64,25
113235 ._..	01	02	20	21	1908	74,00



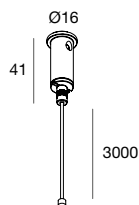
TESTATE TERMINALI (2 pz)

Pressofusioni di alluminio verniciate.

END CAPS (2 pcs)

Painted die-cast aluminium.

						Euro CHF
113239 ._..	01	02	20	21		21,75

CAVO DI SOSPENSIONE CON
REGOLAZIONE DALL' ALTO (1 pz)

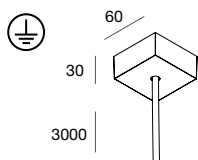
Regolabile, in acciaio con terminale in ottone cromato.

Prevedere 1 pz ad inizio e fine linea continua e in corrispondenza delle giunzioni. Per versioni stand-alone prevedere 2 pz per ciascun profilo.

SUSPENSION CABLE WITH UPPER

WIREGRIPPER (1 pc) Adjustable, steel with chromed brass terminal. Provide 1 pc for both ends of a continuous line and 1 pc at the junctions. For stand alone versions provide 2 pcs for each profile.

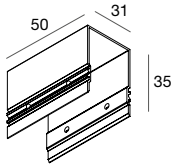
		L (mm)	Euro CHF
113240.99		3000	10,75

KIT DI ALIMENTAZIONE PER SOSPENSIONE
Cavo con guaina trasparente.

POWER SUPPLY KIT FOR SUSPENSION
Cable with transparent sheath.

					L (mm)	Cavo / Cable (mm ²)	Euro CHF
109006 ._..	01	02	20	21	3000	3x1,5	58,25
109008 ._..	01	02	20	21	3000	5x1,5	63,25

HERO MINI

ACCESSORI
ACCESSORIES

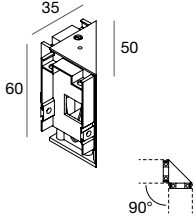
KIT DI GIUNZIONE LINEARE
Estruso di alluminio anodizzato nero.

LINEAR JUNCTION KIT
Extruded black anodized aluminium.

113241.99

Euro | CHF

20,50



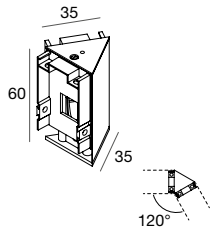
KIT DI GIUNZIONE - ANGOLO 90°
Per unione di 2 profili.
Pressofusione di alluminio verniciata.

JUNCTION KIT - ANGLE 90°
For junction of 2 profiles.
Die-casting of painted aluminium.

113236. __

Euro | CHF

46,50



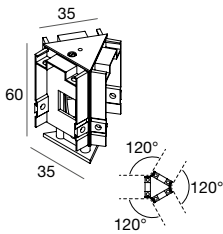
KIT DI GIUNZIONE - ANGOLO 120°
Per unione di 2 profili.
Pressofusione di alluminio verniciata.

JUNCTION KIT - ANGLE 120°
For junction of 2 profiles.
Die-casting of painted aluminium.

113237. __

Euro | CHF

46,50



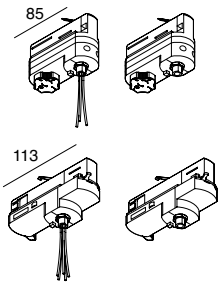
KIT DI GIUNZIONE - ANGOLO 120°
Per unione di 3 profili.
Pressofusione di alluminio verniciata.

JUNCTION KIT - ANGLE 120°
For junction of 3 profiles.
Die-casting of painted aluminium.

113238. __

Euro | CHF

46,50



COPIA DI ADATTATORI
PER BINARIO ALL-TRACK

COUPLE OF ADAPTORS
FOR ALL-TRACK

106722. __

VERSION

Euro | CHF

3P

58,25

106723. __

01 02

3P + DALI

63,25





HERO MINI B

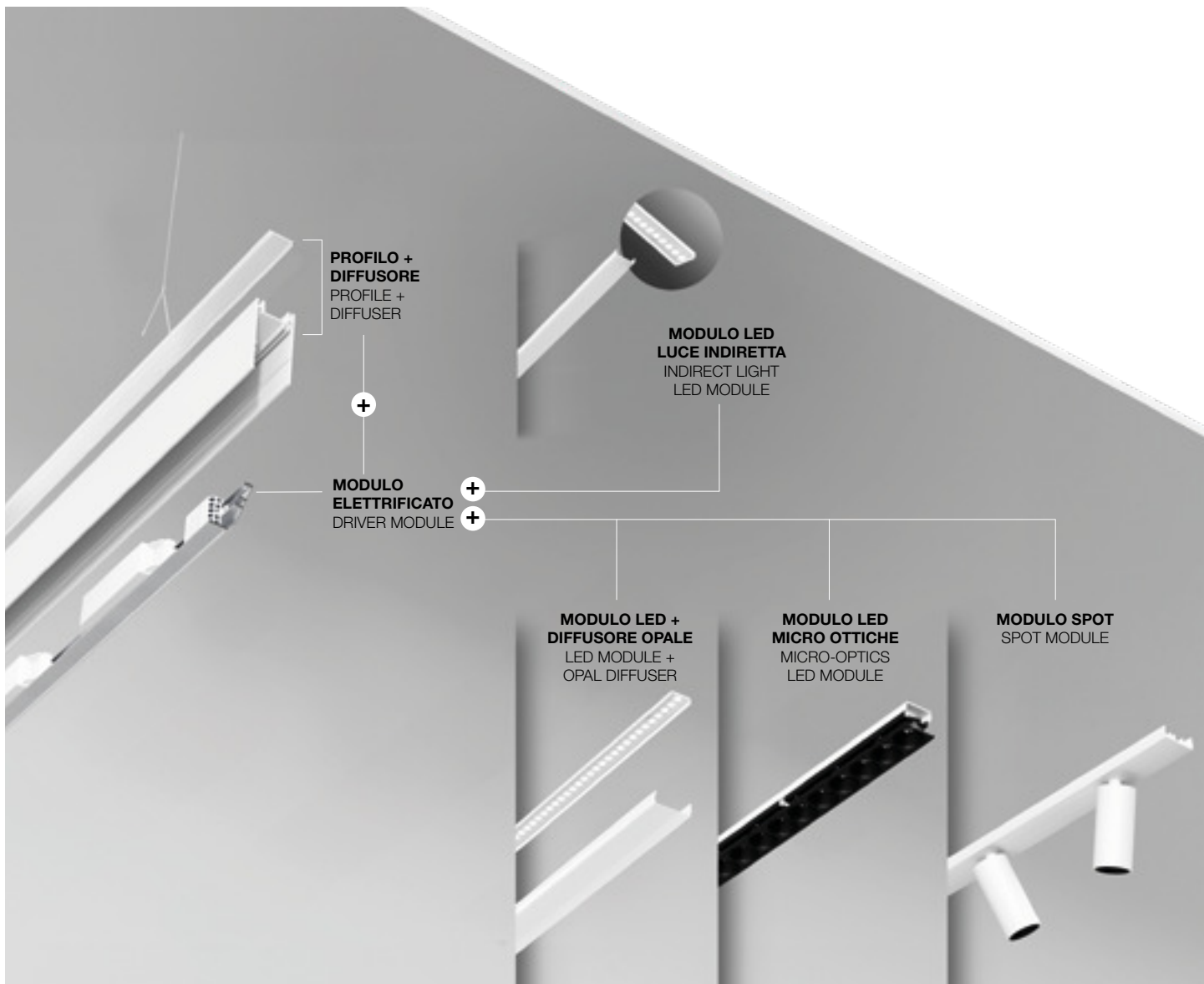
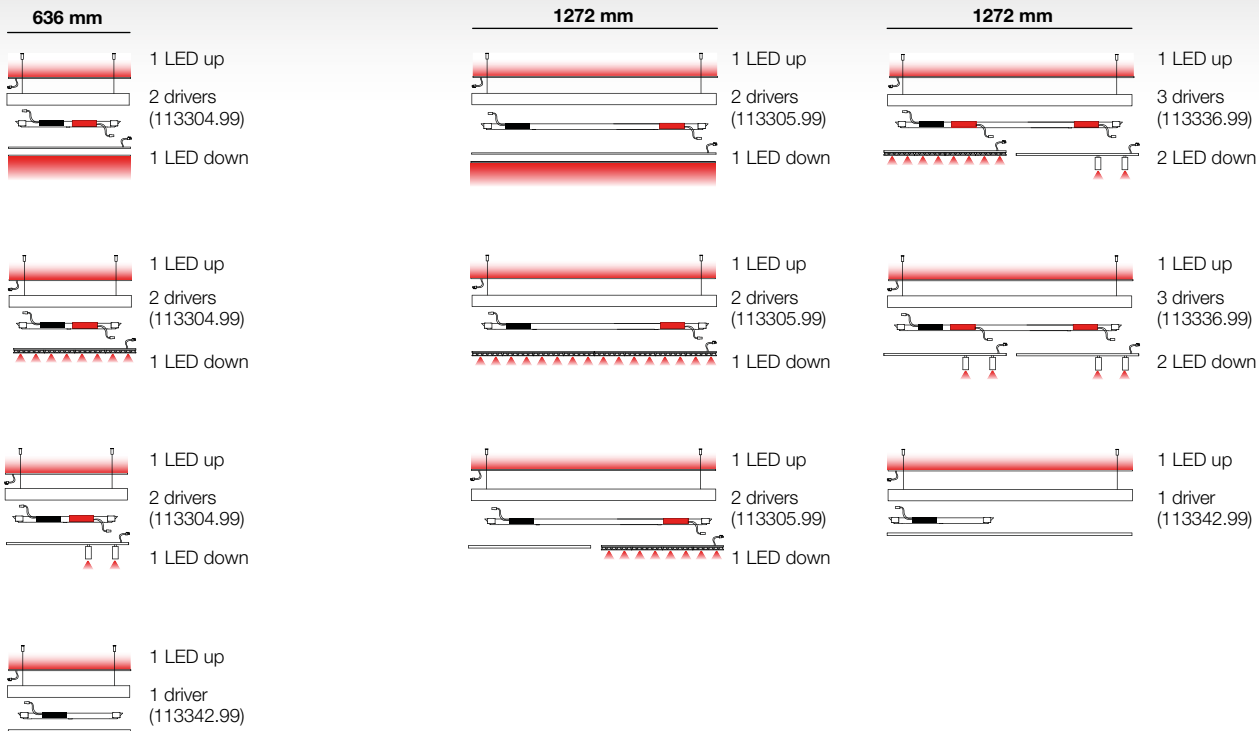
HERO MINI B è un sistema di illuminazione Novalux che risolve le esigenze di composizioni irregolari ad emissione di luce diretta ed indiretta. È idoneo a qualsiasi tipo di spazio, semplicemente scegliendo il tipo di ottica più adatta all'ambiente: schermo opale, micro ottiche UGR<19 o spot orientabili. Gli speciali giunti sono studiati per unire i profili, creare file continue, esagoni e altre geometrie sorprendenti, aperte o chiuse.

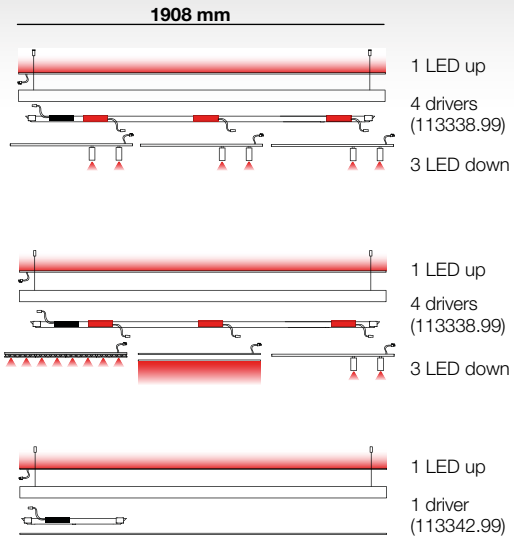
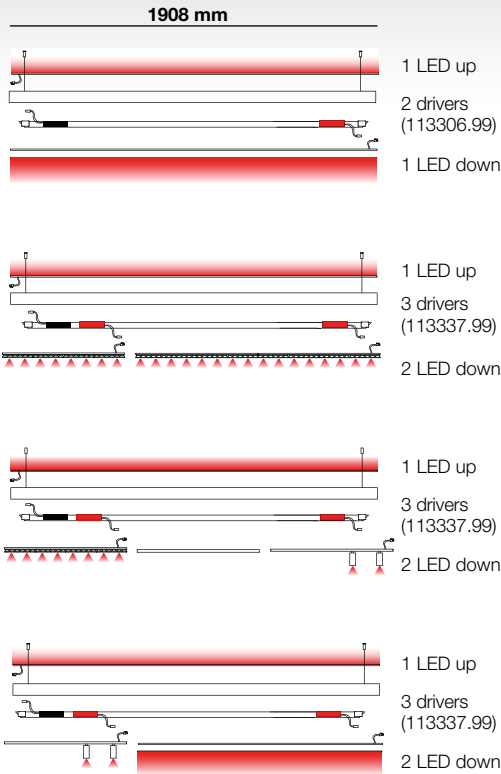
HERO MINI B is a Novalux lighting system that solves the needs of irregular compositions with direct and indirect light emission. It is suitable for any type of space, simply by choosing the type of optics most suitable for the environment: opal screen, micro-optics UGR<19 or adjustable spots. The special joints are designed to join profiles, create continuous lines, hexagons and other surprising geometries, open or closed.

HERO MINI B

ESEMPI DI COMPOSIZIONI LINEARI | LINEAR COMPOSITIONS EXAMPLES

Combinare profili di alluminio con moduli elettrificati di pari lunghezza e con alimentatori pari al n. di moduli LED
 Combine aluminium profiles with driver modules of equal length and with no. of drivers equal to no. of LED modules





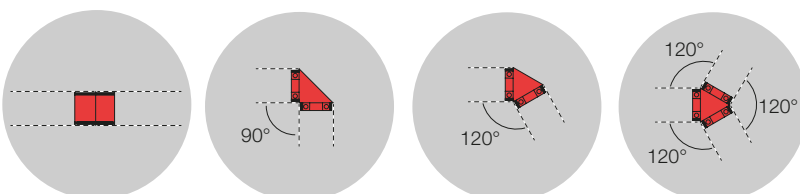
LEGENDA | LEGEND

- Mod. LED + Schermo op.**
LED Module + Opal screen
- Mod. LED Micro ottiche**
Micro-optics LED Module
- Mod. Spot Klimt**
Spot Klimt Module
- Mod. LED indiretto**
Indirect LED Module
- Cover cieca**
Blind Cover

Moduli elettrificati | Driver Modules

N. DRIVERS	636 mm	1272 mm	1908 mm
1 up 1 down			
1 up 2 down			
1 up 3 down			
1 up			

KIT DI GIUNZIONE LINEARE ED ANGOLARI | LINEAR AND ANGLE JUNCTION KITS

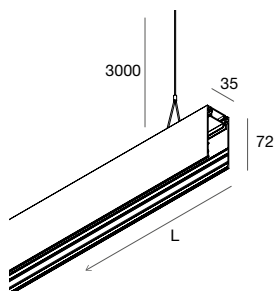
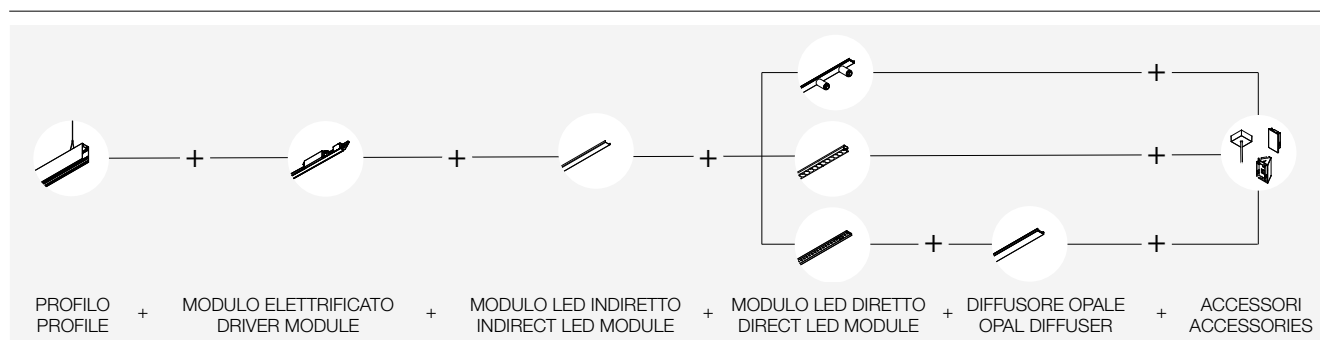


HERO MINI B



Sistema LED componibile ad emissione diretta/indiretta per installazione singola o in fila continua a sospensione. Profili modulari in estruso di alluminio verniciato predisposti per l'alloggiamento dei moduli elettrificati per doppia accensione, dei moduli LED emissione diretta (moduli LED per diffusore opale/moduli LED micro-ottiche/moduli SPOT LED), dei moduli LED emissione indiretta e degli accessori di installazione. Disponibili cover cieche con cablaggio passante.

Stand alone or continuous line modular LED system with direct/indirect emission for suspended mounting. Modular profiles in extruded painted aluminium suitable for double switch driver modules, direct emission LED modules (opal diffuser LED modules/micro-optic LED modules/spot LED modules), indirect emission LED modules and installation accessories. Blind covers available with through wiring.



L (mm)		01	02	20	21	Euro CHF
636	113301. __					75,00
1272	113302. __					93,75
1908	113303. __					123,75

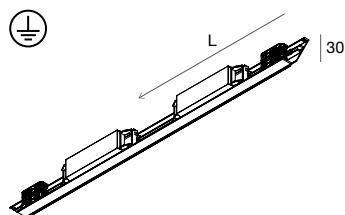
Combinare profili di alluminio con moduli elettrificati di pari lunghezza e con alimentatori pari al n. di moduli LED
Combine aluminium profiles with driver modules of equal length and with no. of drivers equal to no. of LED modules

PROFILO DI ALLUMINIO

Completo di schermo diffusore opale per emissione indiretta e 2 cavi di sospensione in acciaio con regolazione dall'alto, L.3000mm. Modulo elettrificato, modulo LED emissione diretta e modulo LED emissione indiretta, kit di giunzione, testate terminali e kit di alimentazione per sospensione da ordinare a parte.

ALUMINIUM PROFILE

Complete with opal diffuser screen for indirect emission and 2 steel suspension cables with upper wire gripper, L.3000mm. Driver module, LED module direct emission and LED module indirect emission, junction kit, end caps and power supply kit for suspension to be ordered separately.



L (mm)	1 driver up 1 driver down		1 driver up 2 drivers down		1 driver up 3 drivers down		1 driver up	
	Euro CHF	Euro CHF	Euro CHF	Euro CHF	Euro CHF	Euro CHF	Euro CHF	
636	113304.99	133,75	-	-	-	-	113342.99	83,75
1272	113305.99	142,75	113336.99	173,25	-	-	-	-
1908	113306.99	156,00	113337.99	182,75	113338.99	211,25	-	-

DALI-PUSH

L (mm)	1 driver up 1 driver down		1 driver up 2 drivers down		1 driver up 3 drivers down		1 driver up	
	Euro CHF	Euro CHF	Euro CHF	Euro CHF	Euro CHF	Euro CHF	Euro CHF	
636	113307.99	185,25	-	-	-	-	113343.99	108,75
1272	113308.99	194,25	113339.99	244,00	-	-	-	-
1908	113309.99	207,50	113340.99	254,25	113341.99	305,50	-	-

MODULO ELETTTRIFICATO

Alimentazione elettronica per doppia accensione, connettori rapidi per moduli LED emissione diretta ed indiretta e cablaggio passante inclusi.

DRIVER MODULE

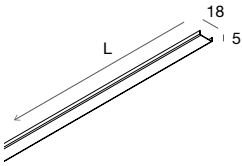
Electronic driver for double switch, quick connectors for LED modules direct and indirect emission and through wiring included.

EMERGENCY 1 H Flusso in emergenza emissione diretta 17% / Direct emission emergency flux 17%

L (mm)	1 driver up 1 driver down	Euro CHF
1908	113310.99	307,75

Autonomia 1h / Ricarica 12h
Autonomy 1h / Charging 12h

**MODULI LED EMISSIONE INDIRETTA
LED MODULES INDIRECT EMISSION**



**MODULO LED
EMISSIONE INDIRETTA**

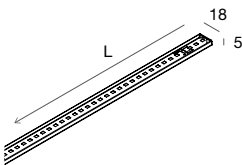
Connettore rapido per modulo elettrificato incluso.
Profilo di alluminio, modulo elettrificato e modulo LED emissione diretta, da ordinare a parte. Non abbinabile a cover cieca.

**LED MODULE
INDIRECT EMISSION**

Quick connector for driver module included. Aluminium profile, driver module and direct emission LED module, to be ordered separately. Cannot be combined with blind cover.

L (mm)					Euro CHF	
636	6W	2700K	663 lm	113314.99	40,00	
636	6W	3000K	698 lm	113315.99	40,00	
636	6W	4000K	735 lm	113316.99	40,00	
1272	18W	2700K	1989 lm	113317.99	65,50	
1272	18W	3000K	2094 lm	113318.99	65,50	
1272	18W	4000K	2205 lm	113319.99	65,50	
1908	30W	2700K	3315 lm	113320.99	94,75	
1908	30W	3000K	3490 lm	113321.99	94,75	
1908	30W	4000K	3675 lm	113322.99	94,75	

**MODULI LED EMISSIONE DIRETTA
LED MODULES DIRECT EMISSION**



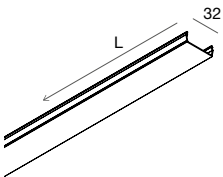
**MODULO LED
PER DIFFUSORE OPALE**

Connettore rapido per modulo elettrificato incluso. Profilo di alluminio, modulo elettrificato, modulo LED emissione indiretta e diffusore opale da ordinare a parte.

**LED MODULE
FOR OPAL DIFFUSER**

Quick connector for driver module included. Aluminium profile, driver module, indirect emission LED module and opal diffuser to be ordered separately.

L (mm)					Euro CHF	
636	12W	2700K	113214.99	49,75		
636	12W	3000K	113215.99	49,75		
636	12W	4000K	113216.99	49,75		
1272	24W	2700K	113217.99	73,00		
1272	24W	3000K	113218.99	73,00		
1272	24W	4000K	113219.99	73,00		
1908	35W	2700K	113220.99	99,25		
1908	35W	3000K	113221.99	99,25		
1908	35W	4000K	113222.99	99,25		



DIFFUSORE OPALE

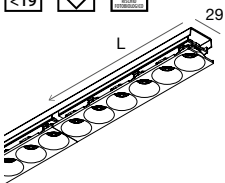
Schermo ad incastro a filo, per luce diretta del modulo LED.

OPAL DIFFUSER

Flush screen for direct emission of LED module.

L (mm)	2700K	3000K	4000K	Euro CHF	
636	930 lm	951 lm	1051 lm	113229.99	9,25
1272	1861 lm	1903 lm	2103 lm	113230.99	14,50
1908	2791 lm	2854 lm	3154 lm	113231.99	17,75
*5850	-	-	-	113232.99	53,00

*Schermo 5850mm consigliato per installazioni in fila continua
5850mm screen recommended for continuous line installations



MODULO LED MICRO OTTICHE

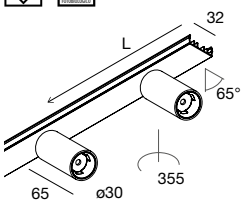
Riflettore in PC nero finitura matt, lenti in PMMA e connettore rapido per modulo elettrificato inclusi. Profilo di alluminio, modulo elettrificato e modulo LED emissione indiretta da ordinare a parte.

MICRO-OPTICS LED MODULE

Matt finish black PC reflector, PMMA lenses and quick connector for driver module included. Aluminium profile, driver module and indirect emission LED module to be ordered separately.

L (mm)					Euro CHF	
636	17W	40°	2700K	1708 lm	113211.02	79,50
636	17W	40°	3000K	1798 lm	113212.02	79,50
636	17W	40°	4000K	1893 lm	113213.02	79,50
1272	34W	40°	2700K	3416 lm	113242.02	154,25
1272	34W	40°	3000K	3596 lm	113243.02	154,25
1272	34W	40°	4000K	3786 lm	113244.02	154,25

NEW



MODULO SPOT LED KLIMT

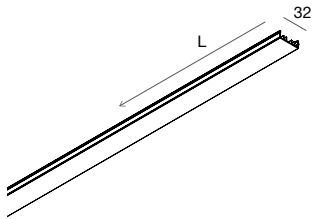
2 proiettori in lega di alluminio pressofuso verniciato a polvere con lenti in policarbonato, cover cieca e connettore rapido al modulo elettrificato inclusi. Profilo di alluminio, modulo elettrificato e modulo LED emissione indiretta da ordinare a parte.

KLIMT LED SPOT MODULE

2 spotlights in powder-coated die-cast aluminum alloy with polycarbonate lenses, blind cover and quick connector to the driver module included. Aluminium profile, driver module and indirect emission LED module to be ordered separately.

L (mm)					Euro CHF					
636	2x4W	25°	2700K	670 lm	113223.00	01	02	20	21	216,75
636	2x4W	25°	3000K	716 lm	113224.00	01	02	20	21	216,75
636	2x4W	25°	4000K	771 lm	113225.00	01	02	20	21	216,75
636	2x4W	45°	2700K	730 lm	113226.00	01	02	20	21	216,75
636	2x4W	45°	3000K	779 lm	113227.00	01	02	20	21	216,75
636	2x4W	45°	4000K	837 lm	113228.00	01	02	20	21	216,75

HERO MINI B

ACCESSORI
ACCESSORIES

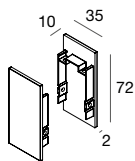
COVER CIECA

In estruso di alluminio verniciato a polvere,
provvista di cablaggio passante.
Profilo di alluminio da ordinare a parte.

BLIND COVER

Extruded powder-coated aluminium,
provided with through wiring.
Aluminium profile to be ordered separately.

					L (mm)	Euro CHF
113329 ._._	01	02	20	21	636	65,75
113330 ._._	01	02	20	21	1272	81,00
113331 ._._	01	02	20	21	1908	91,75



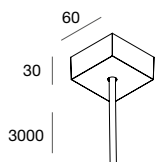
TESTATE TERMINALI (2 pz)

Pressofusioni di alluminio verniciate.

END CAPS (2 pcs)

Painted die-cast aluminium.

						Euro CHF
113335 ._._	01	02	20	21		22,75



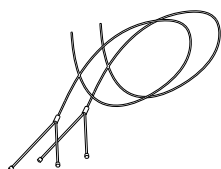
KIT DI ALIMENTAZIONE PER SOSPENSIONE

Cavo con guaina trasparente.

POWER SUPPLY KIT FOR SUSPENSION

Cable with transparent sheath.

					L (mm)	Cavo / Cable (mm²)	Euro CHF
109006 ._._	01	02	20	21	3000	3x1,5	50,25
109008 ._._	01	02	20	21	3000	5x1,5	88,00



CAVI DI SOSPENSIONE OPZIONALI (2pz)

Prevedere 2 cavi per ciascun profilo.

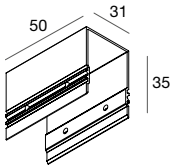
POWER SUPPLY KIT FOR SUSPENSION (2pcs)

Provide 2 cables for each profile.

		L (mm)	Euro CHF
1087B2.99		5000	21,50

HERO MINI B

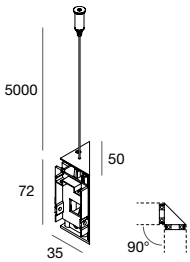
**ACCESSORI
ACCESSORIES**



KIT DI GIUNZIONE LINEARE
Estruso di alluminio anodizzato nero.

LINEAR JUNCTION KIT
Extruded black anodized aluminium.

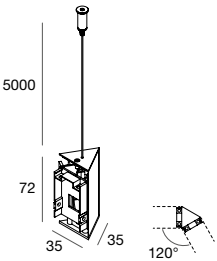
					Euro CHF
113241.99					20,50



KIT DI GIUNZIONE - ANGOLO 90°
Per unione di 2 profili.
Pressofusione di alluminio verniciata.
Cavo di sospensione in acciaio con regolazione dall' alto, L.5000 mm, incluso.

JUNCTION KIT - ANGLE 90°
For junction of 2 profiles.
Die-casting of painted aluminium.
Steel suspension cable with upper wire gripper, L.5000 mm, included.

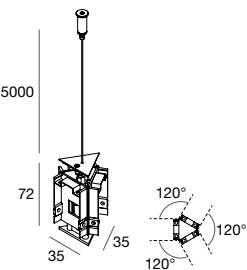
	<input type="checkbox"/>	<input checked="" type="checkbox"/>	<input checked="" type="checkbox"/>	<input checked="" type="checkbox"/>		Euro CHF
113332. __	01	02	20	21		55,50



KIT DI GIUNZIONE - ANGOLO 120°
Per unione di 2 profili.
Pressofusione di alluminio verniciata.
Cavo di sospensione in acciaio con regolazione dall' alto, L.5000 mm, incluso.

JUNCTION KIT - ANGLE 120°
For junction of 2 profiles.
Die-casting of painted aluminium.
Steel suspension cable with upper wire gripper, L.5000 mm, included.

	<input type="checkbox"/>	<input checked="" type="checkbox"/>	<input checked="" type="checkbox"/>	<input checked="" type="checkbox"/>		Euro CHF
113333. __	01	02	20	21		55,50



KIT DI GIUNZIONE - ANGOLO 120°
Per unione di 3 profili.
Pressofusione di alluminio verniciata.
Cavo di sospensione in acciaio con regolazione dall' alto, L.5000 mm, incluso.

JUNCTION KIT - ANGLE 120°
For junction of 3 profiles.
Die-casting of painted aluminium.
Steel suspension cable with upper wire gripper, L.5000 mm, included.

	<input type="checkbox"/>	<input checked="" type="checkbox"/>	<input checked="" type="checkbox"/>	<input checked="" type="checkbox"/>		Euro CHF
113334. __	01	02	20	21		55,50

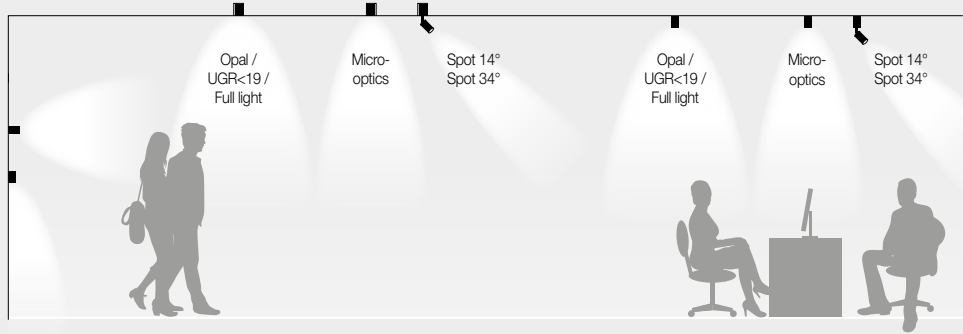
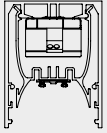


HERO SYSTEM

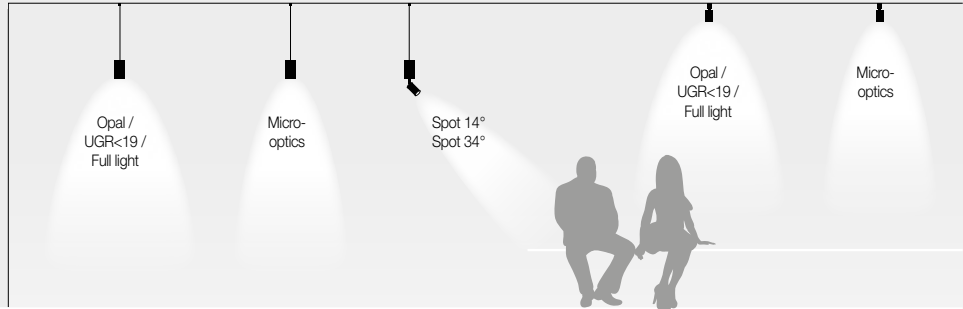
INSTALLAZIONI
INSTALLATIONS

HERO

- .01 Bianco - White
- .02 Nero - Black
- .20 Caffè
- .21 Cappuccino

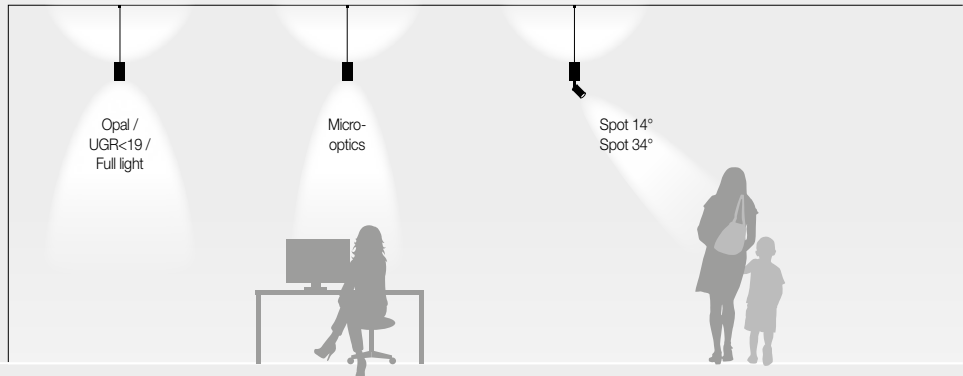
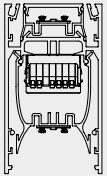


BINARIO | TRACK



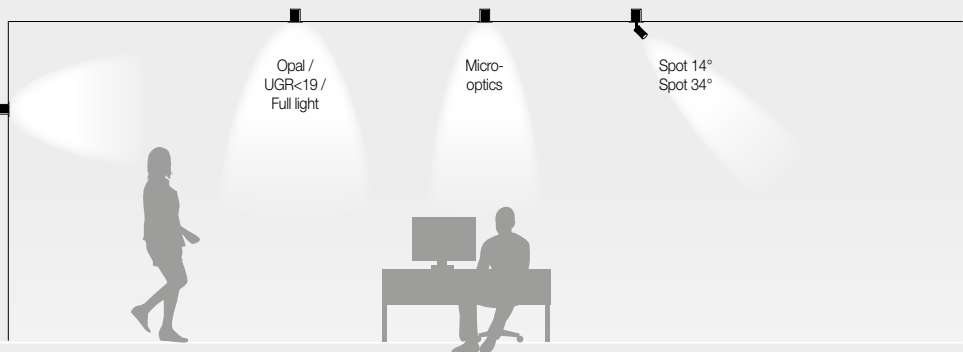
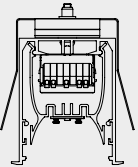
HERO B

- .01 Bianco - White
- .02 Nero - Black
- .20 Caffè
- .21 Cappuccino



HERO C

- .01 Bianco - White
- .02 Nero - Black







HERO

HERO è il sistema lineare LED Novalux per installazione a sospensione, plafone, parete o incasso a rasamento in cartongesso. Performante e flessibile, grazie alla ricca varietà di ottiche LED ad alta resa cromatica. Ci sono differenti ottiche: emissione di luce diffusa con schermo opale, tutta luce o UGR<19, micro ottiche o cover con spot orientabili.

HERO is the Novalux LED linear system for pendant, ceiling, wall or levelled recessed installation in plasterboard. Performing and flexible, thanks to the rich variety of LED optics with high colour rendering. There are different optics: diffuse light emission with opal screen, full light or UGR<19, micro-optics or cover with adjustable spots.

HERO

- **VERSIONI CON SCHERMO OPALE, UGR<19, MICRO OTTICHE, TUTTA LUCE, SPOT LED E MODULI CIECHI**

OPAL DIFFUSER, UGR<19, FULL LIGHT, MICRO-OPTICS, SPOT LED VERSIONS AND BLIND MODULES

- **MODULO CON SENSORE INTEGRATO PER RILEVAMENTO PRESENZA E LUMINOSITÀ**

MODULE WITH INTEGRATED PRESENCE DETECTOR AND LIGHT SENSOR

- **MODULO CON FARETTO INCASSATO CON FUNZIONE SOLO EMERGENZA**


MODULE WITH RECESSED SPOT LIGHT FOR NOT MAINTAINED FUNCTION



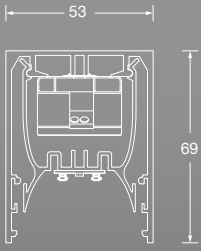
- **CRI>90**

- **CONNETTORI RAPIDI PER INSTALLAZIONE IN FILA CONTINUA**
- RAPID CONNECTORS FOR CONTINUOUS LINE INSTALLATION

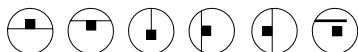


FINITURE FINISH



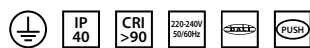


HERO



Sistema LED lineare installabile singolo o in fila continua, a plafone, sospensione, incasso in controsoffitto, a parete o a binario.

Stand alone or continuous line LED system for ceiling, wall surface, suspended, recessed in plasterboard ceiling, or on track.

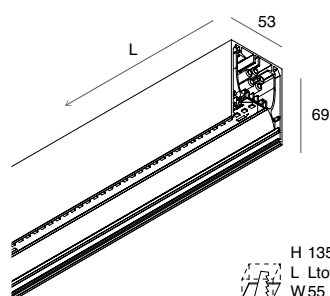


PROFILO LED

Profilo in lega di alluminio verniciato. Alimentazione elettronica, cablaggio passante e giunti di unione inclusi. Schermo, testate terminali, accessori per la sospensione, l'incasso e l'installazione a parete da ordinare a parte.

LED PROFILE

Painted alloy aluminium profile. Electronic power supply, through wiring and junction kit included. Screen, end caps, accessories for suspension, recessed and wall installation to be ordered separately.



PROFILO LED LINEARE

LINEAR LED PROFILE

Autonomia 1h / Ricarica 12h
Autonomy 1h / Charging 12h

Autonomia 1h / Ricarica 12h
Autonomy 1h / Charging 12h

L (mm)		2700K	3000K	4000K					Euro CHF
1120	24W	108601 ...	108608 ...	108615 ...	01	02	20	21	220,75
1400	30W	108602 ...	108609 ...	108616 ...	01	02	20	21	252,25
1680	36W	108603 ...	108610 ...	108617 ...	01	02	20	21	272,50
1960	42W	108604 ...	108611 ...	108618 ...	01	02	20	21	363,00
2240	48W	108605 ...	108612 ...	108619 ...	01	02	20	21	382,25
2520	54W	108606 ...	108613 ...	108620 ...	01	02	20	21	402,50
2800	59W	108607 ...	108614 ...	108621 ...	01	02	20	21	420,25

DALI-PUSH

L (mm)		2700K	3000K	4000K					Euro CHF
1120	24W	108640 ...	108647 ...	108654 ...	01	02	20	21	272,25
1400	30W	108641 ...	108648 ...	108655 ...	01	02	20	21	303,75
1680	36W	108642 ...	108649 ...	108656 ...	01	02	20	21	324,00
1960	42W	108643 ...	108650 ...	108657 ...	01	02	20	21	466,00
2240	48W	108644 ...	108651 ...	108658 ...	01	02	20	21	485,25
2520	54W	108645 ...	108652 ...	108659 ...	01	02	20	21	505,50
2800	59W	108646 ...	108653 ...	108660 ...	01	02	20	21	523,25

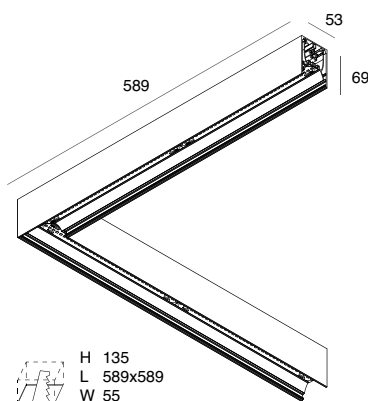
EMERGENCY 1 h Flusso in emergenza / Emergency flux 10%

L (mm)		2700K	3000K	4000K					Euro CHF
1680	36W	108622 ...	108623 ...	108624 ...	01	02	20	21	406,50

DALI-PUSH + EMERGENCY 1 h Flusso in emergenza / Emergency flux 10%

L (mm)		2700K	3000K	4000K					Euro CHF
1680	36W	108696 ...	108697 ...	108698 ...	01	02	20	21	458,00

Prevedere cavo di alimentazione dedicato per il modulo DALI-PUSH + EME.
Provide specific power supply cable for DALI-PUSH + EME module.



PROFILO LED ANGOLARE 90°

Alimentazione elettronica, cablaggio passante e giunti di unione inclusi.

90° CORNER LED PROFILE

Electronic power supply, through wiring and junction kit included.

Sinistra/Left

L (mm)		2700K	3000K	4000K					Euro CHF
589x589	24W	108625 ...	108626 ...	108627 ...	01	02	20	21	299,75

Destra/Right

L (mm)		2700K	3000K	4000K					Euro CHF
589x589	24W	108628 ...	108629 ...	108630 ...	01	02	20	21	299,75

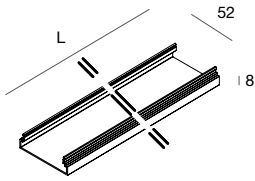
DALI-PUSH Sinistra/Left

L (mm)		2700K	3000K	4000K					Euro CHF
589x589	24W	108661 ...	108662 ...	108663 ...	01	02	20	21	351,25

DALI-PUSH Destra/Right

L (mm)		2700K	3000K	4000K					Euro CHF
589x589	24W	108664 ...	108665 ...	108666 ...	01	02	20	21	351,25

HERO

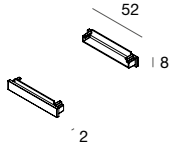
ACCESSORI
ACCESSORIES**DIFFUSORE TUTTA LUCE**

Diffusore sporgente in policarbonato opale.
Testate opali da ordinare a parte.

L (mm)	2700K	3000K	4000K	Euro CHF	
1120	2131 lm	2168 lm	2397 lm	108923.99	15,75
1400	2664 lm	2710 lm	2996 lm	108924.99	19,00
1680	3197 lm	3253 lm	3596 lm	108925.99	24,50
1960	3730 lm	3794 lm	4195 lm	108926.99	31,00
2240	4263 lm	4337 lm	4795 lm	108927.99	35,50
2520	4796 lm	4879 lm	5394 lm	108928.99	36,50
2800	5329 lm	5421 lm	5993 lm	108929.99	39,00

FULL LIGHT DIFFUSER

Protruding opal polycarbonate diffuser.
Opal end caps to be ordered separately.

**TESTATE OPALI (2pz)**

Da prevedere alle estremità dello schermo tutta luce.

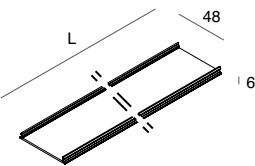
108930.99

Euro | CHF

6,25

OPAL END CAPS (2pcs)

To be provided at the end of full light diffuser.

**DIFFUSORE OPALE LINEARE**

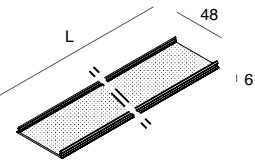
Schermo diffusore ad incastro in policarbonato opale.

L (mm)	2700K	3000K	4000K	Euro CHF	
1120	1909 lm	1942 lm	2147 lm	108901.99	13,50
1400	2386 lm	2427 lm	2683 lm	108902.99	16,25
1680	2863 lm	2913 lm	3220 lm	108903.99	20,75
1960	3340 lm	3398 lm	3757 lm	108904.99	27,25
2240	3818 lm	3884 lm	4294 lm	108905.99	28,25
2520	4295 lm	4369 lm	4830 lm	108906.99	29,25
2800	4772 lm	4855 lm	5367 lm	108907.99	31,75
* 5700	-	-	-	108909.99	66,75

LINEAR OPAL DIFFUSER

Opal polycarbonate diffuser.

* Schermo 5700mm consigliato per installazioni in fila continua
5700mm screen recommended for continuous line installations

**DIFFUSORE UGR<19 LINEARE**

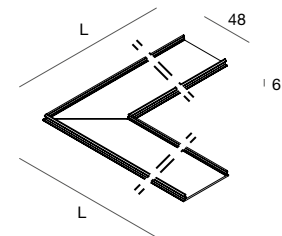
Schermo diffusore per il controllo dell'abbagliamento, ad incastro in policarbonato microprismatizzato.

L (mm)	2700K	3000K	4000K	Euro CHF	
1120	2086 lm	2131 lm	2355 lm	108910.99	15,75
1400	2607 lm	2663 lm	2943 lm	108911.99	18,75
1680	3129 lm	3196 lm	3532 lm	108912.99	23,75
1960	3650 lm	3729 lm	4121 lm	108913.99	30,00
2240	4172 lm	4262 lm	4710 lm	108914.99	31,25
2520	4693 lm	4794 lm	5298 lm	108915.99	33,75
2800	5215 lm	5327 lm	5887 lm	108916.99	36,75
* 5700	-	-	-	108918.99	77,25

UGR<19 DIFFUSER LINEAR

Anti-glare diffuser made of microprismatized polycarbonate.

* Schermo 5700mm consigliato per installazioni in fila continua
5700mm screen recommended for continuous line installations

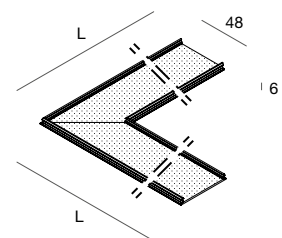
**DIFFUSORE OPALE ANGOLARE 90°**

Schermo diffusore ad incastro in policarbonato opale.

L (mm)	2700K	3000K	4000K	Euro CHF	
589x589	1909 lm	1942 lm	2147 lm	108908.99	16,25

OPAL DIFFUSER 90° CORNER

Opal polycarbonate diffuser.

**DIFFUSORE UGR<19 ANGOLARE 90°**

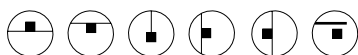
Schermo diffusore per il controllo dell'abbagliamento, ad incastro a filo in policarbonato microprismatizzato.

L (mm)	2700K	3000K	4000K	Euro CHF	
589x589	2086 lm	2131 lm	2355 lm	108917.99	18,50

UGR<19 DIFFUSER 90° CORNER

Anti-glare flush diffuser made of microprismatized polycarbonate.

HERO MICRO OTTICHE

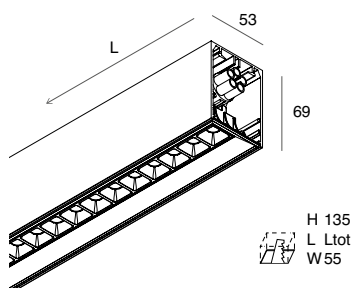


PROFILO LED LINEARE MICRO OTTICHE

Profilo in lega di alluminio verniciato completo di micro ottiche. Alimentazione elettronica, cablaggio passante e giunti di unione inclusi. Testate terminali, accessori per la sospensione, l'incasso e l'installazione a parete da ordinare a parte.

MICRO-OPTICS LINEAR LED PROFILE

Painted alloy aluminium profile complete with micro-optics. Electronic power supply, through wiring and junction kit included. End caps, accessories for suspension, recessed and wall installation to be ordered separately.



L (mm)	2700K	3000K	4000K	01	02	20	21	Euro CHF
868	22W 2134 lm 108631 ...	2183 lm 108633 ...	2412 lm 108635 ...					278,25
1428	36W 3556 lm 108632 ...	3638 lm 108634 ...	4020 lm 108636 ...					347,75

DALI-PUSH

L (mm)	2700K	3000K	4000K	01	02	20	21	Euro CHF
868	22W 2134 lm 108667 ...	2183 lm 108669 ...	2412 lm 108671 ...					329,75
1428	36W 3556 lm 108668 ...	3638 lm 108670 ...	4020 lm 108672 ...					399,25

HERO SPOT

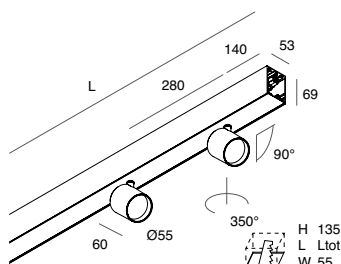


PROFILO LED LINEARE SPOT

Profilo in lega di alluminio verniciato completo di 2 faretti. Alimentazione elettronica, cablaggio passante e giunti di unione inclusi. Testate terminali, accessori per la sospensione e l'incasso da ordinare a parte.

SPOT LINEAR LED PROFILE

Painted alloy aluminium profile complete with 2 spotlights. Electronic power supply, through wiring and junction kit included. End caps, accessories for suspension and recessed installation to be ordered separately.



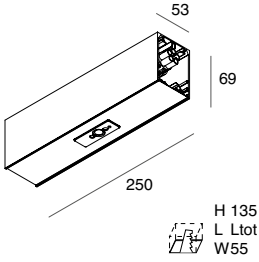
L (mm)	2700K	3000K	4000K	01	02	20	21	Euro CHF
1120	2x13W 14° 2028 lm 108637 ...	2110 lm 108638 ...	2332 lm 108639 ...					337,25
1120	2x13W 34° 2144 lm 108690 ...	2230 lm 108691 ...	2464 lm 108692 ...					337,25

DALI-PUSH

L (mm)	2700K	3000K	4000K	01	02	20	21	Euro CHF
1120	2x13W 14° 2028 lm 108673 ...	2110 lm 108674 ...	2232 lm 108675 ...					388,75
1120	2x13W 34° 2144 lm 108693 ...	2230 lm 108694 ...	2464 lm 108695 ...					388,75

HERO

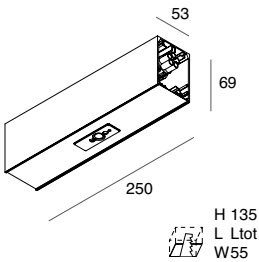
**ACCESSORI
ACCESSORIES**



MODULO CON CENTRALINA + SENSORE DI PRESENZA E LUMINOSITA'
 Completo di centralina DALI e sensore DALI integrato nella cover. Cablaggio passante e giunti di unione inclusi. Gestibili fino a 32 alimentatori e max 3 moduli sensore 1086A0... Programmabile mediante Bluetooth con App dedicata per smartphone o tablet. Gestione solo automatica. Non alimentabile.

					L (mm)	Euro CHF
108682...	01	02	20	21	250	419,75

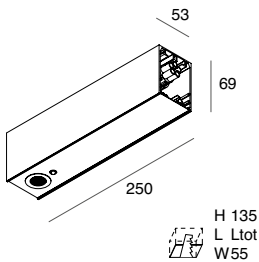
MODULE WITH CONTROL UNIT + PRESENCE DETECTOR AND LIGHT SENSOR
 Complete with DALI control unit and DALI sensor integrated in the cover. Through wiring and junction kit included. Up to 32 drivers controlled and max 3 sensor modules 1086A0... Programmable by Bluetooth with dedicated App for smartphones or tablets. Only automatic management. Without plug-in.



MODULO CON SENSORE DI PRESENZA E LUMINOSITA'
 Completo di sensore DALI integrato nella cover, cablaggio passante e giunti di unione. Non alimentabile. Utilizzabile con modulo centralina + sensore 108682...

					L (mm)	Euro CHF
1086A0...	01	02	20	21	250	211,25

MODULE WITH PRESENCE DETECTOR AND LIGHT SENSOR
 Complete with DALI sensor integrated in the cover, through wiring and junction kit. Without plug-in. Can be used with control unit + sensor module 108682...

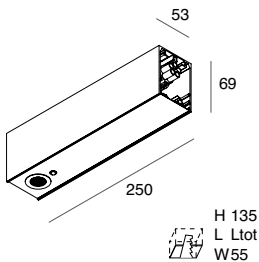


MODULO CON FARETTO INCASSATO 1W CON FUNZIONE SOLO EMERGENZA (SE) COMPATIBILE CON CABLAGGI ON/OFF
 Completo di faretto integrato nella cover, kit inverter batteria, cablaggio passante e giunti di unione. Non utilizzabile per ingresso alimentazione di file continue.

					L (mm)	Euro CHF
108683...	01	02	20	21	250 1W 140lm	199,75

Autonomia 3h / Ricarica 24h. Flusso in emergenza 100%
 Autonomy 3h / Charging 24h. Emergency flux 100%

MODULE WITH 1W RECESSED SPOTLIGHT FOR NOT MAINTAINED FUNCTION (N/M) SUITABLE FOR ON/OFF WIRING
 Complete with spotlight integrated in the cover, through wiring and junction kit. Do not use to power continuous lines.

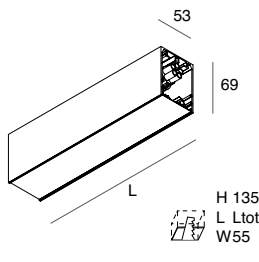


MODULO CON FARETTO INCASSATO 1W CON FUNZIONE SOLO EMERGENZA (SE) COMPATIBILE CON CABLAGGI DALI-PUSH
 Completo di faretto ON/OFF integrato nella cover, kit inverter batteria, cablaggio passante e giunti di unione. Non utilizzabile per ingresso alimentazione di file continue.

					L (mm)	Euro CHF
108699...	01	02	20	21	250 1W 140lm	211,25

Autonomia 3h / Ricarica 24h. Flusso in emergenza 100%
 Autonomy 3h / Charging 24h. Emergency flux 100%
 Prevedere cavo di alimentazione dedicato per il modulo SE.
 Provide specific power supply cable for N/M module.

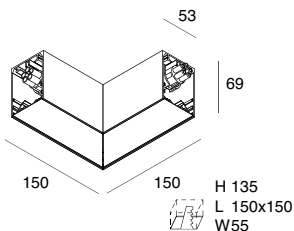
MODULE WITH 1W RECESSED SPOTLIGHT FOR NOT MAINTAINED FUNCTION (N/M) SUITABLE FOR DALI-PUSH WIRING
 Complete with ON/OFF spotlight integrated in the cover, through wiring and junction kit. Do not use to power continuous lines.



MODULO CIECO LINEARE
 Completo di cablaggio passante, giunti di unione e cover inferiore. Modulo L 250mm non alimentabile, da utilizzare come compensativo in composizioni chiuse con modulo SE o con sensore integrato.

					L (mm)	Euro CHF
108676...	01	02	20	21	250	85,25
108679...	01	02	20	21	1120	138,75
108680...	01	02	20	21	1400	158,75
108681...	01	02	20	21	1680	178,50

LINEAR BLIND MODULE
 Complete with through wiring, junction kit and blind cover. Module L 250mm without plug-in, to be used to compensate for compositions with N/M or integrated sensor modules.

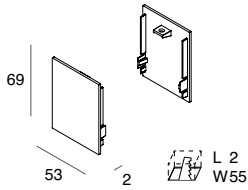


MODULO CIECO a L
 Completo di cablaggio passante, giunti di unione e cover inferiore. Non alimentabile.

					VERSION	L (mm)	Euro CHF
108677...	01	02	20	21	sinistra/left	150x150	132,75
108678...	01	02	20	21	destra/right	150x150	132,75

L BLIND MODULE
 Complete with through wiring, junction kit and blind cover. Without plug-in.

HERO

ACCESSORI
ACCESSORIES

TESTATE TERMINALI (2 pz.)

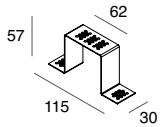
END CAPS (2 pcs)



Euro | CHF

108684._ _ 01 02 20 21

19,25



KIT INCASSO FRAMELESS (1 pz)

Per cartongesso H 12mm.

2 pz per profili lineari fino a L 2240mm,

3 pz per profili L 2520mm, 2800mm e profilo LED angolare 90°.

KIT FRAMELESS RECESSED (1 pc)

For H 12mm plasterboard.

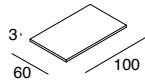
2 pcs for linear profiles up to L 2240mm,

3 pcs for profiles L 2520mm, 2800mm and for 90° corner LED profile.

108688.99

Euro | CHF

15,25



SPESSORE (2 pz)

Per cartongesso H 10mm. Inserire 2 pz in corrispondenza di ciascuna staffa da incasso.

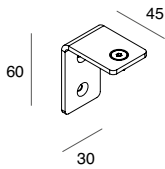
PLASTIC SPACER (2 pcs)

For H 10mm plasterboard. Put 2 pcs for each bracket for recessed installation.

108689.99

Euro | CHF

6,25



STAFFA PARETE (1 pz)

2 pz per profili lineari fino a L 2240mm,

3 pz per profili L 2520 mm e L 2800mm.

WALL BRACKET (1 pc)

2 pcs for linear profiles up to L 2240mm,

3 pcs for linear profiles L 2520mm and L 2800mm.

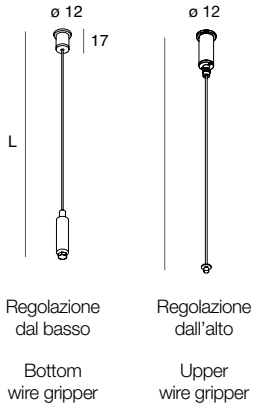


Euro | CHF

108687._ _ 01 02 20 21

17,00

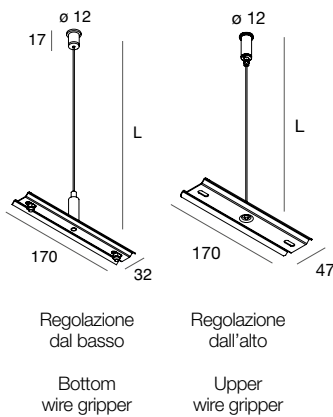




CAVO DI SOSPENSIONE DI TESTA (1 pz)
1 pz a inizio e fine linea continua e 2 pz per installazione singola. 1 pz aggiuntivo per fissaggio centrale dei profili L 2520 mm, L 2800 mm e profilo LED angolare 90°. In acciaio, regolabile. Non necessario per modulo cieco a L e lineare L.250mm.

END LINE SUSPENSION CABLE (1 pc)
1 pc for both ends of a continuous line and 2 pcs for stand alone installation. 1 pc more in the middle for profiles L 2520mm, L 2800mm and 90° corner LED profile. Not required for L blind module and linear L.250mm.

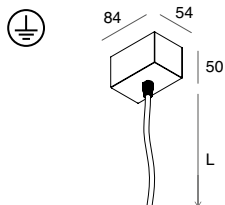
	L (mm)	VERSION	Euro CHF
108685.99	3000	Regolazione dal basso / Bottom wire gripper	20,50
1086A1.99	3000	Regolazione dall'alto / Upper wire gripper	14,75



CAVO DI SOSPENSIONE PER UNIONE PROFILI (1 pz)
Obbligatorio per installazione in fila continua. In acciaio, regolabile. Non compatibile con moduli L 250mm o angolare cieco.

SUSPENSION CABLE TO JOINT PROFILES (1 pc)
Mandatory for installation in continuous line. Made of steel, adjustable. Not compatible with modules L 250mm or L blind module.

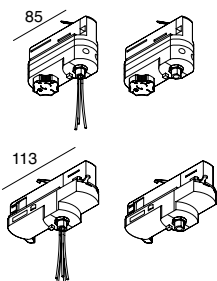
	L (mm)	VERSION	Euro CHF
108686.99	3000	Regolazione dal basso / Bottom wire gripper	24,50
1086A2.99	3000	Regolazione dall'alto / Upper wire gripper	22,50



KIT DI ALIMENTAZIONE
Cavo con guaina trasparente

POWER SUPPLY KIT
Cable with transparent sheath

				L (mm)	Cavo / Cable (mm ²)	Euro CHF		Euro CHF
108919 ...	01	02	20	21	1200	3x1,5	□	32,25
108920 ...	01	02	20	21	3000	3x1,5	■	42,75
108921 ...	01	02	20	21	1200	5x1,5	■	38,75
108922 ...	01	02	20	21	3000	5x1,5	■	49,25



COPPIA DI ADATTATORI PER BINARIO ALL-TRACK

COUPLE OF ADAPTORS FOR ALL-TRACK

			VERSION	Euro CHF
106722 ...	01	02	3P	58,25
106723 ...	01	02	3P + DALI	63,25





HERO B

HERO B è il profilo LED per installazione a sospensione con emissione di luce diffusa indiretta, combinabile con luce diffusa diretta, con micro ottiche, oppure con eleganti spot orientabili, tutti realizzati con LED ad alta resa cromatica. Eccellente comfort visivo, e design essenziale, rendono HERO B un prodotto Novalux perfetto per retail, business e living, anche nelle nuove finiture caffè e cappuccino.

HERO B is the LED profile for pendant installation with indirect diffuse light emission, which can be combined with direct diffuse light, with micro-optics, or with elegant adjustable spots, all including high colour rendering LEDs. Excellent visual comfort, and essential design make HERO B a Novalux product ideal for retail, business and living, also in the new coffee and cappuccino finishes.

HERO B

- **VERSIONI CON SCHERMO OPALE, UGR<19, TUTTA LUCE, MICRO OTTICHE, SPOT LED, MODULI A LUCE INDIRECTA E MODULI CIECHI**

OPAL DIFFUSER, UGR<19, MICRO-OPTICS, FULL LIGHT, AND SPOT LED VERSIONS, INDIRECT LIGHT MODULES AND BLIND MODULES

- **DOPPIA ACCENSIONE LUCE DIRETTA/INDIRETTA**

DOUBLE SWITCH DIRECT/INDIRECT LIGHT

- **CRI>90**

- **CONNETTORI RAPIDI PER INSTALLAZIONE IN FILA CONTINUA**

RAPID CONNECTORS FOR CONTINUOUS LINE INSTALLATION

- **MODULO CON SENSORE INTEGRATO PER RILEVAMENTO PRESENZA E LUMINOSITÀ**




MODULE WITH INTEGRATED PRESENCE DETECTOR AND LIGHT SENSOR

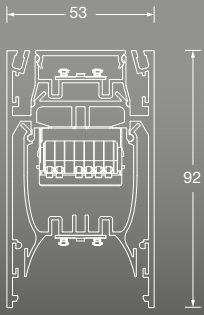
- **MODULO CON FARETTO INCASSATO CON FUNZIONE SOLO EMERGENZA**

MODULE WITH RECESSED SPOT LIGHT FOR NOT MAINTAINED FUNCTION



FINITURE FINISH





HERO B



Sistema LED lineare ad emissione di luce diretta-indiretta, installabile a sospensione, singolo o in fila continua.

Up-down light LED system for suspended mounting, for stand alone or continuous line installation.

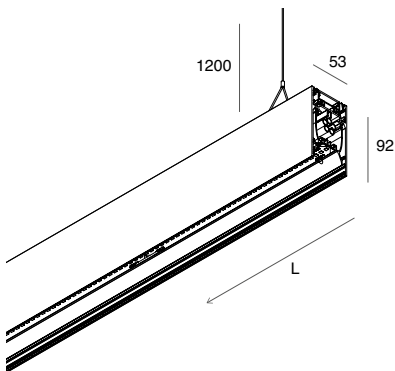


PROFILO LED

Profilo in lega di alluminio verniciato. Alimentatori elettronici per doppia accensione, cablaggio passante, schermo per luce indiretta, cavi di sospensione regolabili L 1200mm (2 per profili fino a L 2240mm, 3 per profili L 2520mm e L 2800mm) e giunti di unione inclusi. Schermo, testate terminali e kit di alimentazione da ordinare a parte.

LED PROFILE

Painted alloy aluminium profile. Integrated electronic power supplies for double-switch wiring. Through wiring, diffuser for indirect light, L 1200mm adjustable suspension cables (2 for profiles up to L 2240mm, 3 for profiles L 2520mm and L 2800mm) and junction kit included. Screen, end caps and power supply kit to be ordered separately.



PROFILO LED LINEARE

Profilo in lega di alluminio verniciato. Alimentatori elettronici per doppia accensione, cablaggio passante, schermo per luce indiretta, cavi di sospensione regolabili L 1200mm (2 per profili fino a L 2240mm, 3 per profili L 2520mm e L 2800mm) e giunti di unione inclusi. Schermo, testate terminali e kit di alimentazione da ordinare a parte.

LINEAR LED PROFILE

Painted alloy aluminium profile. Integrated electronic power supplies for double-switch wiring. Through wiring, diffuser for indirect light, L 1200mm adjustable suspension cables (2 for profiles up to L 2240mm, 3 for profiles L 2520mm and L 2800mm) and junction kit included. Screen, end caps and power supply kit to be ordered separately.

Autonomia 1h / Ricarica 12h
Autonomy 1h / Charging 12h

Autonomia 1h / Ricarica 12h
Autonomy 1h / Charging 12h

Autonomia 1h / Ricarica 12h
Autonomy 1h / Charging 12h

L (mm)	2700K	3000K	4000K	01	02	20	21	Euro CHF	
1120	43W	108701 ...	108708 ...	108715 ...	01	02	20	21	343,75
1400	55W	108702 ...	108709 ...	108716 ...	01	02	20	21	394,00
1680	67W	108703 ...	108710 ...	108717 ...	01	02	20	21	441,25
1960	79W	108704 ...	108711 ...	108718 ...	01	02	20	21	569,00
2240	91W	108705 ...	108712 ...	108719 ...	01	02	20	21	616,50
2520	103W	108706 ...	108713 ...	108720 ...	01	02	20	21	647,75
2800	113W	108707 ...	108714 ...	108721 ...	01	02	20	21	679,00

DALI

L (mm)	2700K	3000K	4000K	01	02	20	21	Euro CHF	
1120	43W	108737 ...	108744 ...	108751 ...	01	02	20	21	446,75
1400	55W	108738 ...	108745 ...	108752 ...	01	02	20	21	497,00
1680	67W	108739 ...	108746 ...	108753 ...	01	02	20	21	544,25
1960	79W	108740 ...	108747 ...	108754 ...	01	02	20	21	723,50
2240	91W	108741 ...	108748 ...	108755 ...	01	02	20	21	822,50
2520	103W	108742 ...	108749 ...	108756 ...	01	02	20	21	853,75
2800	113W	108743 ...	108750 ...	108757 ...	01	02	20	21	885,00

PUSH

L (mm)	2700K	3000K	4000K	01	02	20	21	Euro CHF	
1120	43W	108770 ...	108777 ...	108784 ...	01	02	20	21	446,75
1400	55W	108771 ...	108778 ...	108785 ...	01	02	20	21	497,00
1680	67W	108772 ...	108779 ...	108786 ...	01	02	20	21	544,25
1960	79W	108773 ...	108780 ...	108787 ...	01	02	20	21	723,50
2240	91W	108774 ...	108781 ...	108788 ...	01	02	20	21	822,50
2520	103W	108775 ...	108782 ...	108789 ...	01	02	20	21	853,75
2800	113W	108776 ...	108783 ...	108790 ...	01	02	20	21	885,00

*EMERGENCY 1 H Flusso in emergenza emissione diretta / Direct emission emergency flux 10%

L (mm)	2700K	3000K	4000K	01	02	20	21	Euro CHF	
1680	67W	108722 ...	108723 ...	108724 ...	01	02	20	21	575,25

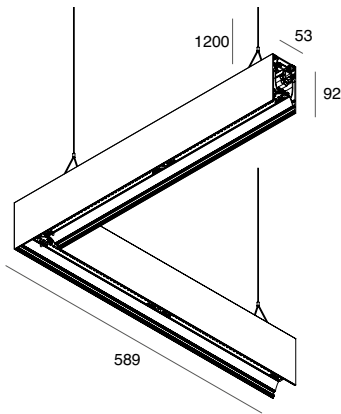
*DALI + EMERGENCY 1H Flusso in emergenza emissione diretta / Direct emission emergency flux 10%

L (mm)	2700K	3000K	4000K	01	02	20	21	Euro CHF	
1680	67W	1087D2 ...	1087D3 ...	1087D4 ...	01	02	20	21	678,25

*PUSH + EMERGENCY 1H Flusso in emergenza emissione diretta / Direct emission emergency flux 10%

L (mm)	2700K	3000K	4000K	01	02	20	21	Euro CHF	
1680	67W	1087D6 ...	1087D7 ...	1087D8 ...	01	02	20	21	678,25

*Prevedere cavo di alimentazione dedicato per i moduli EME, DALI+EME e PUSH+EME.
Provide specific power supply cable for EME, DALI+EME and PUSH+EME modules.



PROFILO LED ANGOLARE 90°
Non installabile/alimentabile singolarmente.

90° CORNER LED PROFILE
Only for continuous line system,
no plug-in for stand alone installation.

Sinistra/Left

L (mm)	2700K	3000K	4000K					Euro CHF
589x589 50W	108725. __	108726. __	108727. __	01	02	20	21	448,75

Destra/Right

L (mm)	2700K	3000K	4000K					Euro CHF
589x589 50W	108728. __	108729. __	108730. __	01	02	20	21	448,75

DALI Sinistra/Left

L (mm)	2700K	3000K	4000K					Euro CHF
589x589 50W	108758. __	108759. __	108760. __	01	02	20	21	551,75

DALI Destra/Right

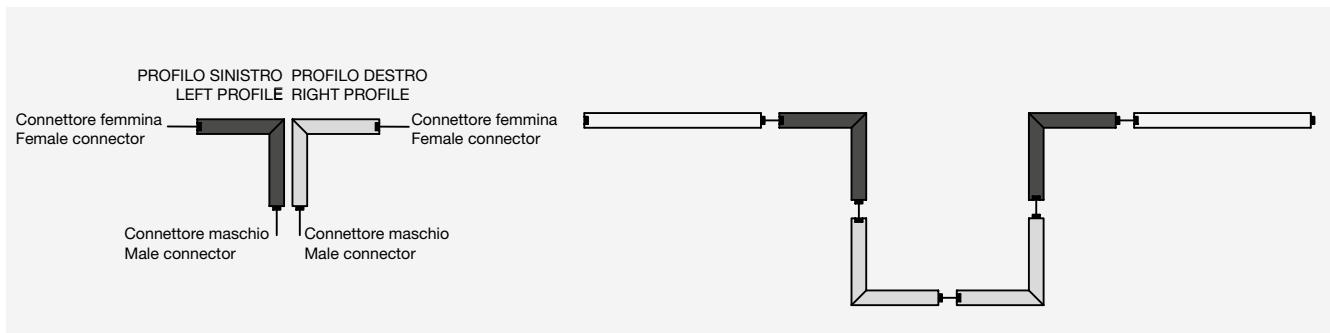
L (mm)	2700K	3000K	4000K					Euro CHF
589x589 50W	108761. __	108762. __	108763. __	01	02	20	21	551,75

PUSH Sinistra/Left

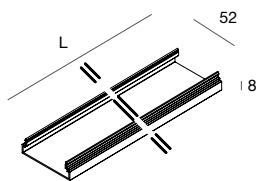
L (mm)	2700K	3000K	4000K					Euro CHF
589x589 50W	108791. __	108792. __	108793. __	01	02	20	21	551,75

PUSH Destra/Right

L (mm)	2700K	3000K	4000K					Euro CHF
589x589 50W	108794. __	108795. __	108796. __	01	02	20	21	551,75



HERO B

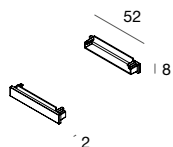
ACCESSORI
ACCESSORIES**DIFFUSORE TUTTA LUCE**

Diffusore sporgente in polycarbonato opale.
Testate opali da ordinare a parte.

L (mm)	2700K	3000K	4000K	Euro CHF	
1120	4207 lm	4291 lm	4623 lm	108923.99	15,75
1400	5431 lm	5540 lm	5964 lm	108924.99	19,00
1680	6656 lm	6790 lm	7306 lm	108925.99	24,50
1960	7881 lm	8039 lm	8647 lm	108926.99	31,00
2240	9106 lm	9288 lm	9988 lm	108927.99	35,50
2520	10329 lm	10537 lm	11329 lm	108928.99	36,50
2800	11555 lm	11788 lm	12671 lm	108929.99	39,00

FULL LIGHT DIFFUSER

Protruding opal polycarbonate diffuser.
Opal end caps to be ordered separately.

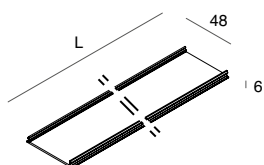
**TESTATE OPALI (2pz)**

Da prevedere alle estremità dello schermo tutta luce.

				Euro CHF	
108930.99				6,25	

OPAL END CAPS (2pcs)

To be provided at the end of full light diffuser.

**DIFFUSORE OPALE LINEARE**

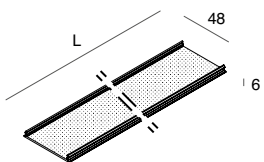
Schermo diffusore ad incastro in polycarbonato opale.

LINEAR OPAL DIFFUSER

Opal polycarbonate diffuser.

L (mm)	2700K	3000K	4000K	Euro CHF	
1120	3985 lm	4065 lm	4373 lm	108901.99	13,50
1400	5153 lm	5257 lm	5651 lm	108902.99	16,25
1680	6322 lm	6450 lm	6930 lm	108903.99	20,75
1960	7491 lm	7643 lm	8209 lm	108904.99	27,25
2240	8660 lm	8835 lm	9487 lm	108905.99	28,25
2520	9828 lm	10027 lm	10765 lm	108906.99	29,25
2800	10998 lm	11222 lm	12045 lm	108907.99	31,75
* 5700	-	-	-	108909.99	66,75

* Schermo 5700mm consigliato per installazioni in fila continua
5700mm screen recommended for continuous line installations



UGR
<19

DIFFUSORE UGR<19 LINEARE

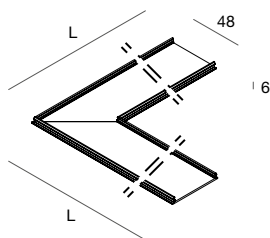
Schermo diffusore per il controllo dell'abbagliamento, ad incastro in polycarbonato microprismatizzato.

UGR<19 DIFFUSER LINEAR

Anti-glare diffuser made of microprismatized polycarbonate.

L (mm)	2700K	3000K	4000K	Euro CHF	
1120	4162 lm	4254 lm	4581 lm	108910.99	15,75
1400	5374 lm	5493 lm	5911 lm	108911.99	18,75
1680	6588 lm	6733 lm	7242 lm	108912.99	23,75
1960	7801 lm	7974 lm	8573 lm	108913.99	30,00
2240	9014 lm	9213 lm	9903 lm	108914.99	31,25
2520	10226 lm	10452 lm	11233 lm	108915.99	33,75
2800	11441 lm	11694 lm	12565 lm	108916.99	36,75
* 5700	-	-	-	108918.99	77,25

* Schermo 5700mm consigliato per installazioni in fila continua
5700mm screen recommended for continuous line installations

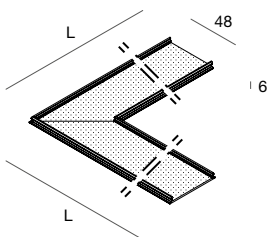
**DIFFUSORE OPALE ANGOLARE 90°**

Schermo diffusore ad incastro in polycarbonato opale.

OPAL DIFFUSER 90° CORNER

Opal polycarbonate diffuser.

L (mm)	2700K	3000K	4000K	Euro CHF	
589x589	4676 lm	4772 lm	5115 lm	108908.99	16,25



UGR
<19

DIFFUSORE UGR<19 ANGOLARE 90°

Schermo diffusore per il controllo dell'abbagliamento, ad incastro a filo in polycarbonato microprismatizzato.

UGR<19 DIFFUSER 90° CORNER

Anti-glare flush diffuser made of microprismatized polycarbonate.

L (mm)	2700K	3000K	4000K	Euro CHF	
589x589	4853 lm	4961 lm	5323 lm	108917.99	18,50

HERO B MICRO OTTICHE



PROFILO LED LINEARE MICRO OTTICHE

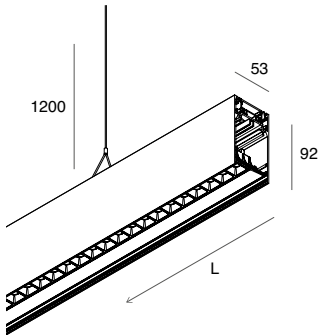
Profilo in lega di alluminio verniciato completo di micro ottiche per emissione diretta.

Alimentatori elettronici per doppia accensione, cablaggio passante, diffusore per luce indiretta, cavi di sospensione regolabili L 1200mm (2 per profili fino a L 2240mm, 3 per profili L 2520mm e L 2800mm) e giunti di unione inclusi. Testate terminali e kit di alimentazione da ordinare a parte.

MICRO-OPTICS LINEAR LED PROFILE

Painted alloy aluminium profile complete with micro-optics for direct emission. Integrated electronic power supplies for double-switch wiring. Through wiring, diffuser for indirect light, L 1200mm adjustable suspension cables (2 for profiles up to L 2240mm, 3 for profiles L 2520mm and L 2800mm) and junction kit included.

End caps and power supply kit to be ordered separately.



L (mm)	2700K	3000K	4000K					Euro CHF
1428	61W 6323 lm 108731 ._._	6468 lm 108732 ._._	6988 lm 108733 ._._	01	02	20	21	481,00

DALI

L (mm)	2700K	3000K	4000K					Euro CHF
1428	61W 6323 lm 108764 ._._	6468 lm 108765 ._._	6988 lm 108766 ._._	01	02	20	21	584,00

PUSH

L (mm)	2700K	3000K	4000K					Euro CHF
1428	61W 6323 lm 108797 ._._	6468 lm 108798 ._._	6988 lm 108799 ._._	01	02	20	21	584,00

HERO B SPOT

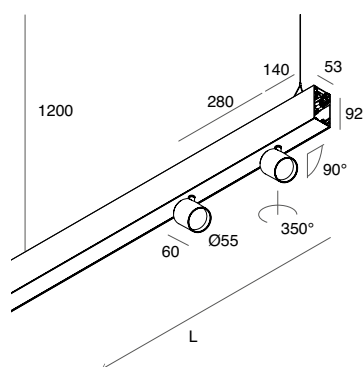


PROFILO LED LINEARE SPOT

Profilo in lega di alluminio verniciato completo di 2 faretti per emissione diretta. Alimentatori elettronici per doppia accensione, cablaggio passante, diffusore per luce indiretta, cavi di sospensione regolabili L 1200mm (2 per profili fino a L 2240mm, 3 per profili L 2520mm e L 2800mm) e giunti di unione inclusi. Testate terminali e kit di alimentazione da ordinare a parte.

SPOT LINEAR LED PROFILE

Painted alloy aluminium profile complete with 2 spotlights for direct emission. Integrated electronic power supplies for double-switch wiring. Through wiring, diffuser for indirect light, L 1200mm adjustable suspension cables (2 for profiles up to L 2240mm, 3 for profiles L 2520mm and L 2800mm) and junction kit included. End caps and power supply kit to be ordered separately.



L (mm)	2700K		3000K		4000K		□	■	■	■	Euro CHF
1120	14°	18W 2076 lm	108734 ...	2123 lm	108735 ...	2226 lm	01	02	20	21	507,50
		2x13W 2028 lm		2110 lm		2332 lm					
1120	34°	18W 2076 lm	1087C3 ...	2123 lm	1087C4 ...	2226 lm	01	02	20	21	507,50
		2x13W 2144 lm		2230 lm		2464 lm					

DALI


L (mm)	2700K		SPOT	3000K		4000K		□	■	■	■	Euro CHF
1120	14°	18W 2076 lm	108767 ...	2123 lm	108768 ...	2226 lm	01	02	20	21	610,50	
		2x13W 2028 lm		2110 lm		2332 lm						
1120	34°	18W 2076 lm	1087C6 ...	2123 lm	1087C7 ...	2226 lm	01	02	20	21	610,50	
		2x13W 2144 lm		2230 lm		2464 lm						

PUSH

L (mm)	2700K		3000K		4000K		□	■	■	■	Euro CHF
1120	14°	18W 2076 lm	1087A0 ...	2123 lm	1087A1 ...	2226 lm	01	02	20	21	610,50
		2x13W 2028 lm		2110 lm		2332 lm					
1120	34°	18W 2076 lm	1087C9 ...	2123 lm	1087D0 ...	2226 lm	01	02	20	21	610,50
		2x13W 2144 lm		2230 lm		2464 lm					

HERO B

LUCE INDIRETTA

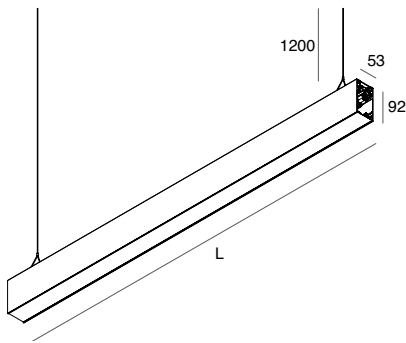


PROFILO LED LUCE INDIRETTA

Profilo in lega di alluminio verniciato completa di cover cieca inferiore. Alimentazione elettronica, cablaggio passante, diffusore per luce indiretta, 2 cavi di sospensione regolabili L 1200mm e giunti di unione inclusi. Testate terminali e kit di alimentazione da ordinare a parte.

INDIRECT EMISSION LED PROFILE

Painted alloy aluminium profile complete with bottom blind cover. Electronic power supply, through wiring, diffuser for indirect light, 2 adjustable suspension cables L 1200mm and junction kit included. End caps and power supply kit to be ordered separately.



L (mm)	2700K	3000K	4000K					Euro CHF
1120 18W	2076 lm 1087B3 ._._	2123 lm 1087B4 ._._	2226 lm 1087B5 ._._	01	02	20	21	281,25

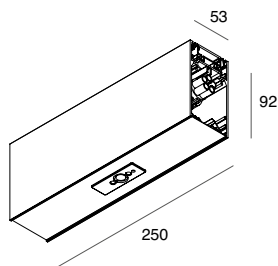
DALI

L (mm)	2700K	3000K	4000K					Euro CHF
1120 18W	2076 lm 1087B6 ._._	2123 lm 1087B7 ._._	2226 lm 1087B8 ._._	01	02	20	21	332,75

PUSH

L (mm)	2700K	3000K	4000K					Euro CHF
1120 18W	2076 lm 1087B9 ._._	2123 lm 1087C1 ._._	2076 lm 1087C2 ._._	01	02	20	21	332,75

HERO B

ACCESSORI
ACCESSORIES

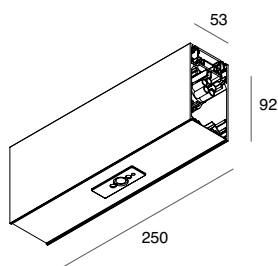
MODULO CON CENTRALINA + SENSORE DI PRESENZA E LUMINOSITA'

Completo di centralina DALI e sensore DALI integrato nella cover. Cablaggio passante e giunti di unione inclusi. Non necessita di cavi di sospensione. Gestibili fino a 32 alimentatori e max 3 moduli sensore 1087D9. Programmiabile mediante Bluetooth con App dedicata per smartphone o tablet. Gestione solo automatica. Non alimentabile.

MODULE WITH CONTROL UNIT + PRESENCE DETECTOR AND LIGHT SENSOR

Complete with DALI control unit and DALI sensor integrated in the cover. Through wiring and junction kit included. Suspension cables not required. Up to 32 drivers controlled and max 3 sensor modules 1087D9. Programmable by Bluetooth with dedicated App for smartphones or tablets. Only automatic management. Without plug-in.

	<input type="checkbox"/>	<input type="checkbox"/>	<input type="checkbox"/>	<input type="checkbox"/>	L (mm)	Euro CHF
1087A9. __	01	02	20	21	250	432,75



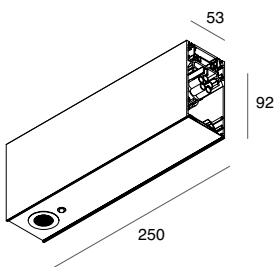
MODULO CON SENSORE DI PRESENZA E LUMINOSITA'

Completo di sensore DALI integrato nella cover, cablaggio passante e giunti di unione. Non alimentabile. Utilizzabile solo con modulo 1087A9. __ oppure con centralina DALI IOT o DALI Professional.

MODULE WITH PRESENCE DETECTOR AND LIGHT SENSOR

Complete with DALI sensor integrated in the cover, through wiring and junction kit. Without plug-in. Mandatory for use with module 1087A9. __ or control unit DALI IOT or DALI Professional.

	<input type="checkbox"/>	<input type="checkbox"/>	<input type="checkbox"/>	<input type="checkbox"/>	L (mm)	Euro CHF
1087D9. __	01	02	20	21	250	291,75



MODULO CON FARETTO INCASSATO 1W CON FUNZIONE SOLO EMERGENZA (SE) COMPATIBILE CON CABLAGGI ON/OFF e DALI-PUSH
Completo di faretto ON/OFF integrato nella cover, kit inverter batteria, cablaggio passante e giunti di unione. Non necessita di cavi di sospensione. Non utilizzabile per ingresso alimentazione di file continue.

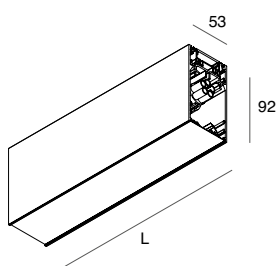
MODULE WITH 1W RECESSED SPOTLIGHT FOR NOT MAINTAINED FUNCTION (N/M) SUITABLE FOR ON/OFF and DALI-PUSH WIRING
Complete with ON/OFF spotlight integrated in the cover, through wiring and junction kit. Suspension cabled not required. Do not use to power continuous lines.

ON/OFF e DALI-PUSH

	<input type="checkbox"/>	<input type="checkbox"/>	<input type="checkbox"/>	<input type="checkbox"/>	L (mm)	Euro CHF
1087D5. __	01	02	20	21	250 1W 140lm	291,75

Autonomia 3h / Ricarica 24h. Flusso in emergenza 100%
Autonomy 3h / Charging 24h. Emergency flux 100%

Prevedere cavo di alimentazione dedicato per il modulo SE.
Provide specific power supply cable for N/M module.



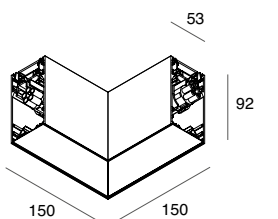
MODULO CIECO LINEARE

Completo di cablaggio passante, giunti di unione e cover inferiore. Inclusi 2 cavi di sospensione L 1200mm.
Modulo L 250mm non alimentabile, da utilizzare come compensativo in composizioni chiuse con modulo SE o con sensore integrato, non necessita di sospensioni.

LINEAR BLIND MODULE

Complete with through wiring, junction kit and blind cover. 2 suspension cables L 1200mm included.
Module L 250mm without plug-in, to be used to compensate for compositions with N/M or integrated sensor modules, suspension cable not required.

	<input type="checkbox"/>	<input type="checkbox"/>	<input type="checkbox"/>	<input type="checkbox"/>	L (mm)	Euro CHF
1087A3. __	01	02	20	21	250	127,50
1087A6. __	01	02	20	21	1120	234,75
1087A7. __	01	02	20	21	1400	268,00
1087A8. __	01	02	20	21	1680	300,00



MODULO CIECO a L

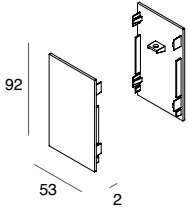
Completo di cablaggio passante, giunti di unione e cover inferiore. Non alimentabile. Incluso 1 cavo di sospensione L 1200mm.

L BLIND MODULE

Complete with through wiring, junction kit and blind cover. Without plug-in. 1 suspension cable included.

	<input type="checkbox"/>	<input type="checkbox"/>	<input type="checkbox"/>	<input type="checkbox"/>	VERSION	L (mm)	Euro CHF
1087A4. __	01	02	20	21	sinistra/left	150x150	169,75
1087A5. __	01	02	20	21	destra/right	150x150	169,75

HERO B

ACCESSORI
ACCESSORIES

TESTATE TERMINALI (2 pz)

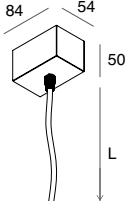
END CAPS (2 pcs)



Euro | CHF

1087B1. __ 01 02 20 21

19,50

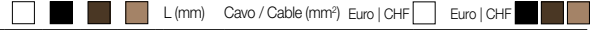


KIT DI ALIMENTAZIONE


Cavo con guaina trasparente

POWER SUPPLY KIT

Cable with transparent sheath



L (mm) Cavo / Cable (mm²) Euro | CHF

108919. __ 01 02 20 21 1200 3x1,5 32,25 42,75**108920. __ 01 02 20 21** 3000 3x1,5 38,75 49,25**108921. __ 01 02 20 21** 1200 5x1,5 42,75 53,50**108922. __ 01 02 20 21** 3000 5x1,5 54,75 65,25CAVI DI SOSPENSIONE OPZIONALI
(2 pz) L 5000mm.Prevedere 2 cavi per profili lineari
fino a L 2240mm, 3 cavi per profili
L 2520mm, L 2800mm e profilo LED
angolare 90°.

OPTIONAL SUSPENSION CABLES

(2 pcs) L 5000mm.

2 cables for linear profiles
up to L 2240mm,3 cables for profiles L 2520mm,
L 2800mm and for 90° corner LED
profile.

L (mm)

Euro | CHF

1087B2.99

5000

21,50





HERO C

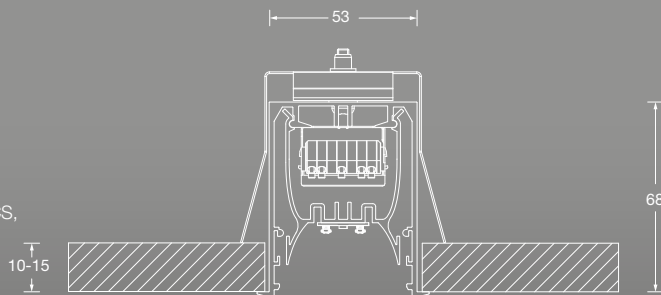
HERO C è il sistema LED progettato per realizzare tagli di luce su controsoffitto, finiti con un frame minimale, ideale per le situazioni che richiedono rapidi tempi di installazione. Le diverse ottiche ad alta resa cromatica rendono HERO C uno dei prodotti Novalux più versatili e performanti.

HERO C is the LED system conceived to create light lines on false ceilings, finished with a minimalist frame ideal for contexts requiring quick installation times. The different optics with high colour rendering make HERO C one of the most versatile and performing Novalux products.



HERO C

- VERSIONI CON SCHERMO OPALE, UGR<19, TUTTA LUCE, MICRO OTTICHE, SPOT LED E MODULI CIECHI, MODULO CON SENSORE E MODULO CON FARETTO SOLO EMERGENZA.

OPAL DIFFUSER, UGR<19, FULL LIGHT, MICRO-OPTICS, SPOT LED VERSIONS AND BLIND MODULES, MODULE WITH SENSOR AND MODULE WITH SPOT LIGHT FOR EMERGENCY.

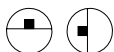


- CRI>90





HERO C



Sistema LED lineare installabile singolo o in fila continua, ad incasso con cornice in controsoffitto di spessore 10-15mm.

Stand alone or continuous line LED system for recessed installation with frame, suitable for 10-15mm thickness plasterboard ceiling.

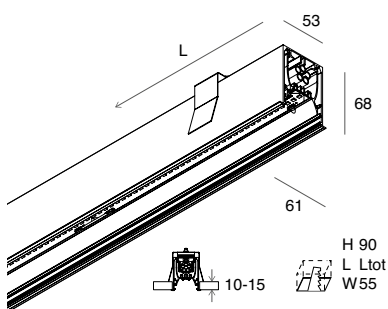


PROFILO LED

Profilo in lega di alluminio verniciato.
Alimentazione elettronica, cablaggio passante e giunti di unione inclusi.
Schermo e testate terminali da ordinare a parte.

LED PROFILE

Painted alloy aluminium profile.
Electronic power supply, through wiring and junction kit included.
Screen and end caps to be ordered separately.



PROFILO LED LINEARE

Profilo in lega di alluminio verniciato.
Alimentazione elettronica, cablaggio passante e giunti di unione inclusi.
Schermo e testate terminali da ordinare a parte.

Autonomia 1h / Ricarica 12h
Autonomy 1h / Charging 12h

Autonomia 1h / Ricarica 12h
Autonomy 1h / Charging 12h

LINEAR LED PROFILE

Painted alloy aluminium profile.
Electronic power supply, through wiring and junction kit included.
Screen and end caps to be ordered separately.

L (mm)	2700K	3000K	4000K	<input type="checkbox"/>	<input type="checkbox"/>	Euro CHF
1120 24W	108801 ...	108804 ...	108807 ...	01	02	276,50
1400 30W	108802 ...	108805 ...	108808 ...	01	02	313,00
1680 36W	108803 ...	108806 ...	108809 ...	01	02	335,75

DALI-PUSH

L (mm)	2700K	3000K	4000K	<input type="checkbox"/>	<input type="checkbox"/>	Euro CHF
1120 24W	108828 ...	108831 ...	108834 ...	01	02	328,00
1400 30W	108829 ...	108832 ...	108835 ...	01	02	364,50
1680 36W	108830 ...	108833 ...	108836 ...	01	02	387,25

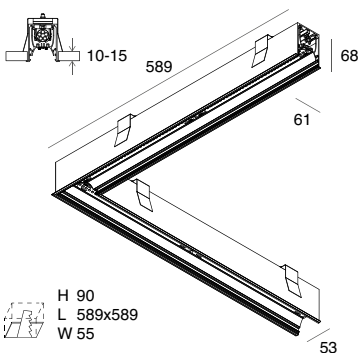
EMERGENCY 1 h

L (mm)	2700K	3000K	4000K	<input type="checkbox"/>	<input type="checkbox"/>	Euro CHF
1680 36W	108810 ...	108811 ...	108812 ...	01	02	469,75

DALI-PUSH + EMERGENCY 1 h

L (mm)	2700K	3000K	4000K	<input type="checkbox"/>	<input type="checkbox"/>	Euro CHF
1680 36W	108867 ...	108868 ...	108869 ...	01	02	521,00

Prevedere cavo di alimentazione dedicato per il modulo DALI-PUSH + EME.
Provide specific power supply cable for DALI-PUSH + EME module.



PROFILO LED ANGOLARE 90°

Alimentazione elettronica, cablaggio passante e giunti di unione inclusi.

90° CORNER LED PROFILE

Electronic power supply, through wiring and junction kit included.

Sinistra/Left

L (mm)	2700K	3000K	4000K	<input type="checkbox"/>	<input type="checkbox"/>	Euro CHF
589x589 24W	108813 ...	108814 ...	108815 ...	01	02	335,75

Destra/Right

L (mm)	2700K	3000K	4000K	<input type="checkbox"/>	<input type="checkbox"/>	Euro CHF
589x589 24W	108816 ...	108817 ...	108818 ...	01	02	335,75

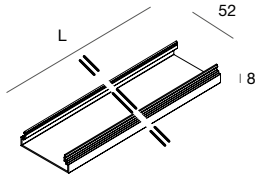
DALI-PUSH Sinistra/Left

L (mm)	2700K	3000K	4000K	<input type="checkbox"/>	<input type="checkbox"/>	Euro CHF
589x589 24W	108837 ...	108838 ...	108839 ...	01	02	387,25

DALI-PUSH Destra/Right

L (mm)	2700K	3000K	4000K	<input type="checkbox"/>	<input type="checkbox"/>	Euro CHF
589x589 24W	108840 ...	108841 ...	108842 ...	01	02	387,25

HERO C

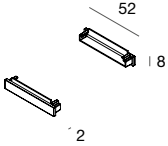
ACCESSORI
ACCESSORIES**DIFFUSORE TUTTA LUCE**

Diffusore sporgente in policarbonato opale.
Testate opali da ordinare a parte.

L (mm)	2700K	3000K	4000K		Euro CHF
1120	2131 lm	2168 lm	2397 lm	108923.99	15,75
1400	2664 lm	2710 lm	2996 lm	108924.99	19,00
1680	3197 lm	3253 lm	3596 lm	108925.99	24,50

FULL LIGHT DIFFUSER

Protruding opal polycarbonate diffuser.
Opal end caps to be ordered separately.

**TESTATE OPALI (2pz)**

Da prevedere alle estremità dello schermo tutta luce.

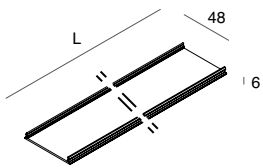
108930.99

Euro | CHF

6,25

OPAL END CAPS (2pcs)

To be provided at the end of full light diffuser.

**DIFFUSORE OPALE LINEARE**

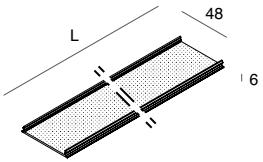
Schermo diffusore ad incastro
in policarbonato opale.

L (mm)	2700K	3000K	4000K		Euro CHF
1120	1909 lm	1942 lm	2147 lm	108901.99	13,50
1400	2386 lm	2427 lm	2683 lm	108902.99	16,25
1680	2863 lm	2913 lm	3220 lm	108903.99	20,75
* 5700	-	-	-	108909.99	66,75

LINEAR OPAL DIFFUSER

Opal polycarbonate diffuser.

* Schermo 5700mm consigliato per installazioni in fila continua
5700mm screen recommended for continuous line installations

**UGR
<19****DIFFUSORE UGR<19 LINEARE**

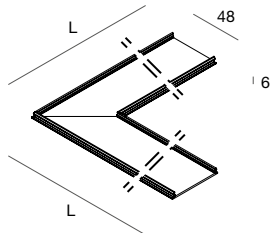
Schermo diffusore per il controllo dell'abbagliamento,
ad incastro in policarbonato microprismatizzato.

L (mm)	2700K	3000K	4000K		Euro CHF
1120	2086 lm	2131 lm	2355 lm	108910.99	15,75
1400	2607 lm	2663 lm	2943 lm	108911.99	18,75
1680	3129 lm	3196 lm	3532 lm	108912.99	23,75
* 5700	-	-	-	108918.99	77,25

UGR<19 DIFFUSER LINEAR

Anti-glare diffuser made of microprismatized
polycarbonate.

* Schermo 5700mm consigliato per installazioni in fila continua
5700mm screen recommended for continuous line installations

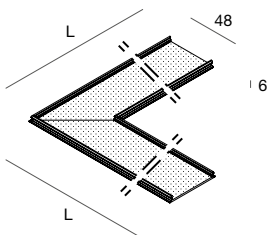
**DIFFUSORE OPALE ANGOLARE 90°**

Schermo diffusore ad incastro in policarbonato opale.

L (mm)	2700K	3000K	4000K		Euro CHF
589x589	1909 lm	1942 lm	2147 lm	108908.99	16,25

OPAL DIFFUSER 90° CORNER

Opal polycarbonate diffuser.

**UGR
<19****DIFFUSORE UGR<19 ANGOLARE 90°**

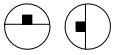
Schermo diffusore per il controllo dell'abbagliamento,
ad incastro a filo in policarbonato microprismatizzato.

L (mm)	2700K	3000K	4000K		Euro CHF
589x589	2086 lm	2131 lm	2355 lm	108917.99	18,50

UGR<19 DIFFUSER 90° CORNER

Anti-glare flush diffuser made of microprismatized
polycarbonate.

HERO C MICRO OTTICHE

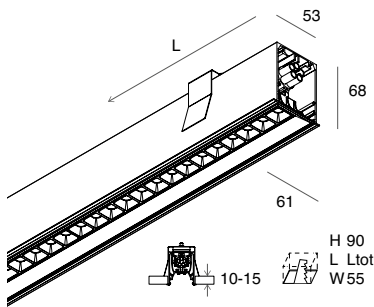


PROFILO LED LINEARE MICRO OTTICHE

Profilo in lega di alluminio verniciato completo di micro ottiche. Alimentazione elettronica, cablaggio passante e giunti di unione inclusi. Testate terminali da ordinare a parte.

MICRO-OPTICS LINEAR LED PROFILE

Painted alloy aluminium profile complete with micro-optics. Electronic power supply, through wiring and junction kit included. End caps to be ordered separately.

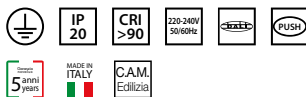


L (mm)	2700K	3000K	4000K	<input type="checkbox"/>	<input checked="" type="checkbox"/>	Euro CHF
868	22W 2134 lm 108819 ...	2183 lm 108821 ...	2412 lm 108823 ...	<input type="checkbox"/>	<input checked="" type="checkbox"/>	341,75
1428	36W 3556 lm 108820 ...	3638 lm 108822 ...	4020 lm 108824 ...	<input type="checkbox"/>	<input checked="" type="checkbox"/>	407,00

DALI-PUSH

L (mm)	2700K	3000K	4000K	<input type="checkbox"/>	<input checked="" type="checkbox"/>	Euro CHF
868	22W 2134 lm 108843 ...	2183 lm 108845 ...	2412 lm 108847 ...	<input type="checkbox"/>	<input checked="" type="checkbox"/>	393,25
1428	36W 3556 lm 108844 ...	3638 lm 108846 ...	4020 lm 108848 ...	<input type="checkbox"/>	<input checked="" type="checkbox"/>	458,50

HERO C SPOT

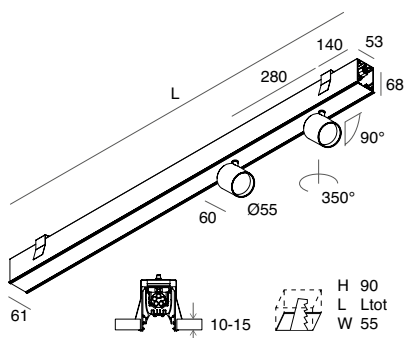


PROFILO LED LINEARE SPOT

Profilo in lega di alluminio verniciato completo di 2 faretti. Alimentazione elettronica, cablaggio passante e giunti di unione inclusi. Testate terminali da ordinare a parte.

SPOT LINEAR LED PROFILE

Painted alloy aluminium profile complete with 2 spotlights. Electronic power supply, through wiring and junction kit included. End caps to be ordered separately.

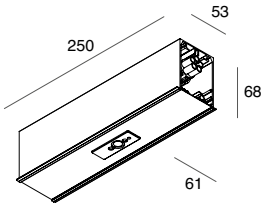


L (mm)	2700K	3000K	4000K	<input type="checkbox"/>	<input checked="" type="checkbox"/>	Euro CHF
1120	2X13W 14° 2028 lm 108825 ...	2110 lm 108826 ...	2332 lm 108827 ...	<input type="checkbox"/>	<input checked="" type="checkbox"/>	399,50
1120	2X13W 34° 2144 lm 108861 ...	2230 lm 108862 ...	2464 lm 108863 ...	<input type="checkbox"/>	<input checked="" type="checkbox"/>	399,50

DALI-PUSH

L (mm)	2700K	3000K	4000K	<input type="checkbox"/>	<input checked="" type="checkbox"/>	Euro CHF
1120	2X13W 14° 2028 lm 108849 ...	2110 lm 108850 ...	2332 lm 108851 ...	<input type="checkbox"/>	<input checked="" type="checkbox"/>	451,00
1120	2X13W 34° 2144 lm 108864 ...	2230 lm 108865 ...	2464 lm 108866 ...	<input type="checkbox"/>	<input checked="" type="checkbox"/>	451,00

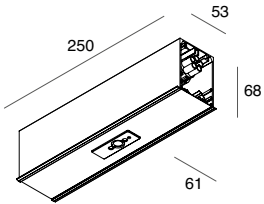
HERO C

ACCESSORI
ACCESSORIES

MODULO CON CENTRALINA + SENSORE DI PRESENZA E LUMINOSITA'
Completo di centralina DALI e sensore DALI integrato nella cover. Cablaggio passante e giunti di unione inclusi. Gestibili fino a 32 alimentatori e max 3 moduli sensore 108871. __ __. Programmabile mediante Bluetooth con App dedicata per smartphone o tablet. Gestione solo automatica. Non alimentabile.

MODULE WITH CONTROL UNIT + PRESENCE DETECTOR AND LIGHT SENSOR
Complete with DALI control unit and DALI sensor integrated in the cover. Through wiring and junction kit included. Up to 32 drivers controlled and max 3 sensor modules 108871. __ __. Programmable by Bluetooth with dedicated App for smartphones or tablets. Only automatic management. Without plug-in.

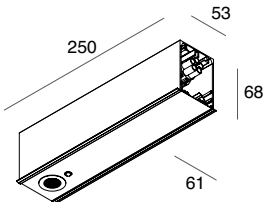
	<input type="checkbox"/>	<input checked="" type="checkbox"/>	L (mm)	Euro CHF
108858. __	01	02	250	461,25



MODULO CON SENSORE DI PRESENZA E LUMINOSITA'
Completo di sensore DALI integrato nella cover, cablaggio passante e giunti di unione. Non alimentabile. Utilizzabile solo con modulo 108858. __ __ oppure con centralina DALI IOT o DALI Professional.

MODULE WITH PRESENCE DETECTOR AND LIGHT SENSOR
Complete with DALI sensor integrated in the cover, through wiring and junction kit. Without plug-in. Mandatory for use with module 108858. __ __ or control unit DALI IOT or DALI Professional.

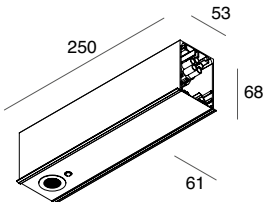
	<input type="checkbox"/>	<input checked="" type="checkbox"/>	L (mm)	Euro CHF
108871. __	01	02	250	231,75



MODULO CON FARETTO INCASSATO 1W CON FUNZIONE SOLO EMERGENZA (SE) COMPATIBILE CON CABLAGGI ON/OFF
Completo di faretto integrato nella cover, kit inverter batteria, cablaggio passante e giunti di unione. Non utilizzabile per ingresso alimentazione di file continue.

MODULE WITH 1W RECESSED SPOTLIGHT FOR NOT MAINTAINED FUNCTION (N/M) SUITABLE FOR ON/OFF WIRING
Complete with spotlight integrated in the cover, through wiring and junction kit. Do not use to power continuous lines.

	<input type="checkbox"/>	<input checked="" type="checkbox"/>	L (mm)	Euro CHF
108859. __	01	02	250 1W 140lm	228,25

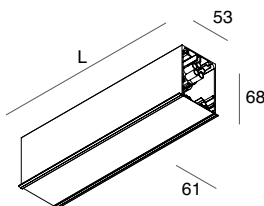


MODULO CON FARETTO INCASSATO 1W CON FUNZIONE SOLO EMERGENZA (SE) COMPATIBILE CON CABLAGGI DALI-PUSH
Completo di faretto ON/OFF integrato nella cover, kit inverter batteria, cablaggio passante e giunti di unione. Non utilizzabile per ingresso alimentazione di file continue.

MODULE WITH 1W RECESSED SPOTLIGHT FOR NOT MAINTAINED FUNCTION (N/M) SUITABLE FOR DALI-PUSH WIRING
Complete with ON/OFF spotlight integrated in the cover, through wiring and junction kit. Do not use to power continuous lines.

	<input type="checkbox"/>	<input checked="" type="checkbox"/>	L (mm)	Euro CHF
108870. __	01	02	250 1W 140lm	231,75

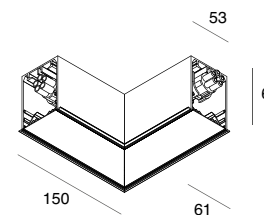
Autonomia 3h / Ricarica 24h. Flusso in emergenza 100%
Autonomy 3h / Charging 24h. Emergency flux 100%
Prevedere cavo di alimentazione dedicato per il modulo SE.
Provide specific power supply cable for N/M module.



MODULO CIECO LINEARE
Completo di cablaggio passante, giunti di unione e cover inferiore.
Modulo L 250mm non alimentabile, da utilizzare come compensativo in composizioni chiuse con modulo SE o con sensore integrato.

LINEAR BLIND MODULE
Complete with through wiring, junction kit and blind cover.
Module L 250mm without plug-in, to be used to compensate for compositions with N/M or integrated sensor modules.

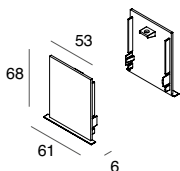
	<input type="checkbox"/>	<input checked="" type="checkbox"/>	L (mm)	Euro CHF
108852. __	01	02	250	97,75
108855. __	01	02	1120	166,50
108856. __	01	02	1400	186,25
108857. __	01	02	1680	206,00



MODULO CIECO a L
Completo di cablaggio passante, giunti di unione e cover inferiore. Non alimentabile.

L BLIND MODULE
Complete with through wiring, junction kit and blind cover. Without plug-in.

	<input type="checkbox"/>	<input checked="" type="checkbox"/>	VERSION	L (mm)	Euro CHF
108853. __	01	02	sinistra/left	150x150	133,50
108854. __	01	02	destra/right	150x150	133,50



TESTATE TERMINALI (2 pz.)
END CAPS (2 pcs)

	<input type="checkbox"/>	<input checked="" type="checkbox"/>	Euro CHF
108860. __	01	02	18,50





LUCKY MAXI

LUCKY MAXI è l'evoluzione del sistema lineare LUCKY EVO per fila continua: un'illuminazione LED per installazione a plafone o sospensione ad alta resa cromatica, creata per quegli spazi che richiedono un maggiore contributo luminoso, pur mantenendo invariate le caratteristiche illuminotecniche necessarie per ambienti con videotermini.

LUCKY MAXI is the evolution of the LUCKY EVO linear system for continuous line: a LED lighting for ceiling or pendant installation with high colour rendering, created for those spaces that require a greater light supply, while maintaining the necessary lighting features for environments with video terminals.

LUCKY MAXI

- **SCHERMO OPALE O SCHERMO CON FILM MICROSTRUTTURATO UGR<19 ANTIABBAGLIAMENTO FINO A L. 6 m**

OPAL DIFFUSER OR ANTI-GLARE DIFFUSER WITH MICROSTRUCTURED FILM UP TO L. 6 m

- **CONNETTORI RAPIDI PER FILA CONTINUA**

RAPID CONNECTORS FOR CONTINUOUS LINE INSTALLATION

- **FISSAGGIO RAPIDO DEL VANO OTTICO CON PCB LED**

QUICK INSTALLATION OF OPTICAL PART WITH LED PCB



97 mm



90 mm



LUCKY MAXI



Sistema LED lineare installabile singolo o in fila continua, a plafone o sospensione.

Stand alone or continuous line LED system for ceiling or suspended installation.

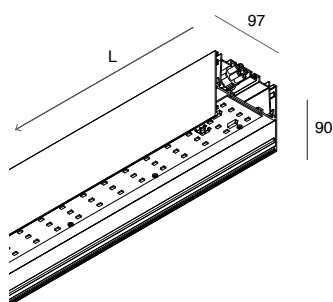


PROFILO LED

Profilo in lega di alluminio verniciato.
Alimentatore elettronico incluso.
Schermo, testate terminali, kit di giunzione ed accessori per la sospensione da ordinare a parte.

LED PROFILE

Profile made of painted aluminium alloy.
Integrated electronic driver.
Diffuser, end caps, junction kit and kit for suspended installation to be ordered separately.



PROFILO LED LINEARE LINEAR LED PROFILE

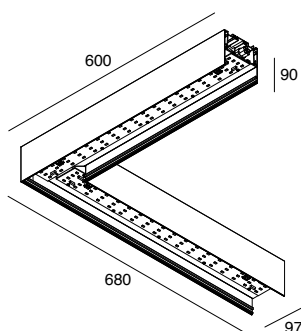
L (mm)		3000K		4000K		Euro CHF
1200	36W	106201.01	.02	106204.01	.02	245,00
1800	54W	106202.01	.02	106205.01	.02	344,50
2400	72W	106203.01	.02	106206.01	.02	384,75

DALI-PUSH

L (mm)		3000K		4000K		Euro CHF
1200	36W	106207.01	.02	106210.01	.02	296,50
1800	54W	106208.01	.02	106211.01	.02	396,00
2400	72W	106209.01	.02	106212.01	.02	436,25

EMERGENCY 1 h Flusso in emergenza / Emergency flux 11%

L (mm)		3000K		4000K		Euro CHF
1200	36W	106213.01	.02	106214.01	.02	379,00



PROFILO LED ANGOLARE 90° 90° CORNER LED PROFILE

L (mm)		3000K		4000K		Euro CHF
600x680	36W	106215.01	.02	106216.01	.02	334,00

DALI-PUSH

L (mm)		3000K		4000K		Euro CHF
600x680	36W	106217.01	.02	106218.01	.02	385,50

**DIFFUSORE OPALE**

Schermo diffusore ad incastro a filo in policarbonato opale.

OPAL DIFFUSER

Opal polycarbonate flush diffuser.

**DIFFUSORE UGR<19**

Schermo diffusore per il controllo dell'abbagliamento, ad incastro in policarbonato microprismatizzato.

UGR<19 DIFFUSER

Anti-glare diffuser made of microprismatic polycarbonate.



Diffusore opale lineare/Linear opal diffuser

Diffusore UGR<19 lineare/Linear UGR<19 diffuser

L (mm)	3000K	4000K		Euro CHF
1200	2125 lm	2237 lm	106219.99	17,50
1800	3188 lm	3356 lm	106220.99	27,75
2400	4251 lm	4475 lm	106221.99	40,00
*6000	-	-	106222.99	84,75

L (mm)	3000K	4000K		Euro CHF
1200	2952 lm	3107 lm	106223.99	30,75
1800	4428 lm	4661 lm	106224.99	46,50
2400	5904 lm	6214 lm	106225.99	65,00
*6000	-	-	106226.99	138,25

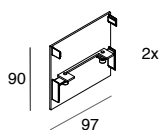
* Schermo 6m consigliato per installazioni in fila continua
6m screen recommended for continuous line installations

Diffusore opale angolare 90°/90° corner opal diffuser

Diffusore UGR<19 angolare 90°/90° corner UGR<19 diffuser

L (mm)	3000K	4000K		Euro CHF
600x680	2125 lm	2237 lm	106227.99	23,00

L (mm)	3000K	4000K		Euro CHF
600x680	2952 lm	3107 lm	106228.99	35,75



TESTATE TERMINALI (2 pz.)

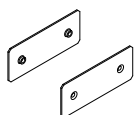
END CAPS (2 pcs)



Euro | CHF

106230.01 .02

23,75



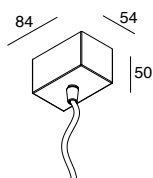
KIT DI GIUNZIONE

JUNCTION KIT

Euro | CHF

106231.99

12,50



KIT DI ALIMENTAZIONE

POWER SUPPLY KIT



L (mm)

Cavo / Cable (mm²)

Euro | CHF

**108920.01 .02**

3000

3x1,5

38,75

49,25

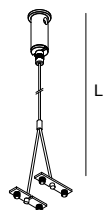
108922.01 .02

3000

5x1,5

54,75

65,25



CAVO DI SOSPENSIONE (1 p.z)

in acciaio, regolabile

2pz per moduli 1200mm e 1800mm,
3pz per 2400mm e angolare.In fila continua: 1pz a inizio e fine linea,
e 1pz per unione moduli.

SUSPENSION CABLES (1 pc)

made of steel, adjustable

2pcs for 1200mm and 1800mm,
3pcs for 2400mm and corner.Continuous line: 1pc for each end,
and 1pc for modules junction.

L (mm)

Euro | CHF

106229.99

3000

15,75







P-30

Dalla proporzione esatta di un quadrato 30x30 mm, nasce un profilo di illuminazione LED Novalux estremamente versatile e compatto, in grado di esaltare gli spazi con discrezione. Nella versione P-30 PCB, sia i LED PCB CRI>90, che gli alimentatori, sono integrati nel profilo in tutte le varianti, per la massima praticità di montaggio. Nella versione P-30 STRIP LED, i profili sono tagliabili in opera, per combinare linee di luce e proiettori LED orientabili con la massima flessibilità compositiva e di installazione. Disponibile nei colori bianco, nero, caffè e cappuccino.

From the exact proportion of a 30x30 mm square comes an extremely versatile and compact Novalux LED lighting profile that enhances spaces discreetly. In the P-30 PCB version, both CRI>90 LED PCB and drivers are embedded in the profile in all variants for maximum installation convenience. In the P-30 LED STRIP version, profiles can be cut on site, to combine light lines and adjustable LED spotlight with maximum compositional and installation flexibility. Available in white, black, coffee and cappuccino.

P-30 PCB

- **CABLAGGIO PASSANTE**
THROUGH WIRING
- **MODULO COMPLETO CON PROIETTORI ORIENTABILI**
MIR 6W (FASCI 20°/40°) O GALA 9W (FASCI 14°/34°)
COMPLETE MODULE WITH ADJUSTABLE SPOTLIGHTS
MIR 6W (BEAMS 20°/40°) OR GALA 9W (BEAMS 14°/34°)

- **ALIMENTATORE INTEGRATO**
INTEGRATED POWER SUPPLY
- **SCHERMO OPALE FINO A L. 6,5 m**
OPAL DIFFUSER UP TO L. 6,5 m

FINITURE
FINISH



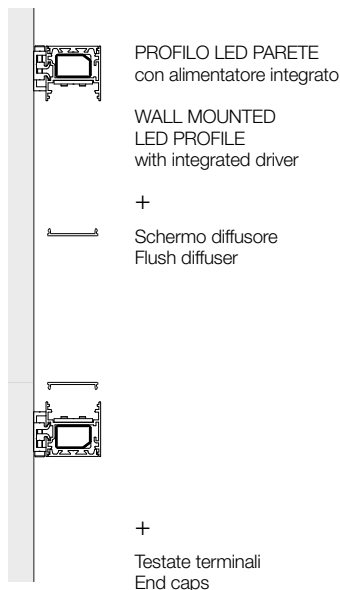
P-30 STRIP LED

- **FLESSIBILITÀ DELLE MISURE**
FLEXIBILITY IN TERMS OF LENGTHS
- **COVER CON PROIETTORI ORIENTABILI MIR 6W (FASCI 20°/40°) O GALA 9W (FASCI 14°/34°) E ALIMENTAZIONE INTEGRATA**
COVER WITH ADJUSTABLE SPOTLIGHTS MIR 6W (BEAMS 20°/40°) OR GALA 9W (BEAMS 14°/34°) AND INTEGRATED POWER SUPPLY
- **VANO PER PASSAGGIO CAVI**
PER SOLUZIONI MONOEMISSIONE
CABLE PASSAGE COMPARTMENT
FOR MONOEMISSION VERSIONS
- **GAMMA DI FLUSSO E TEMPERATURA DI COLORE, RESA CROMATICA FINO A CRI>90**
OPTIONS ON FLUX AND COLOR TEMPERATURE, COLOR RENDERING UP TO CRI>90
- **SCHERMO OPALE FINO A L. 6,5 m**
OPAL DIFFUSER UP TO L. 6,5 m

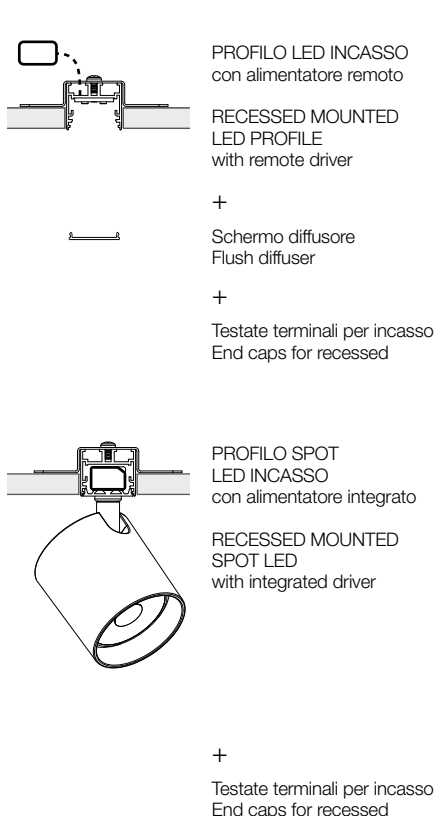


P-30 PCB

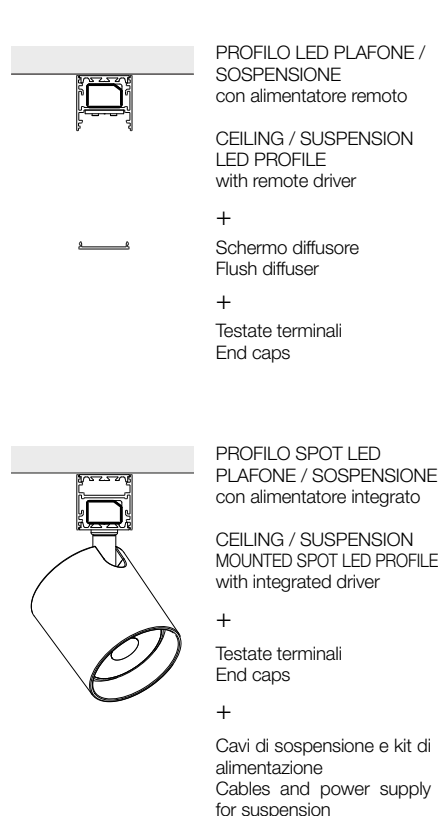
PARETE WALL



INCASSO RECESSED

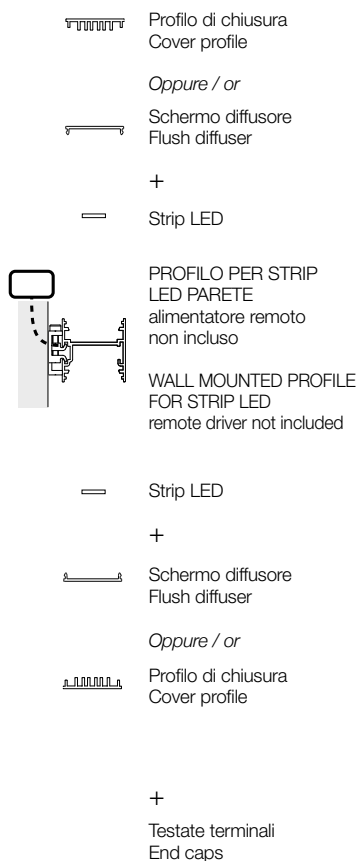


PLAFONE / SOSPENSIONE CEILING / SUSPENSION

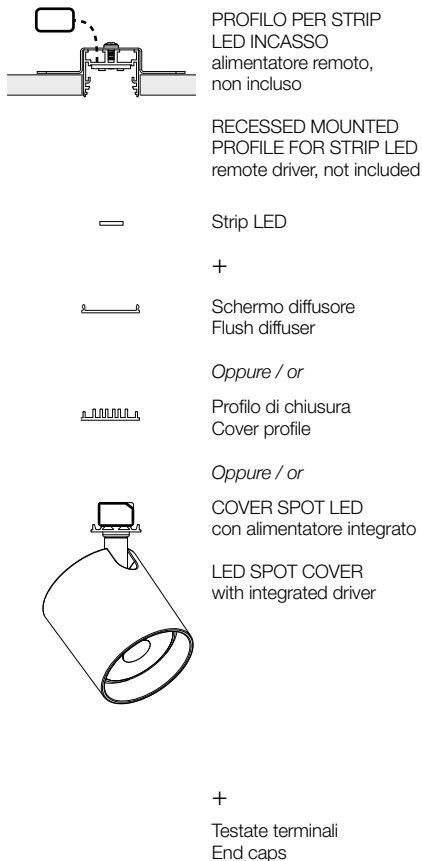


P-30 STRIPLED

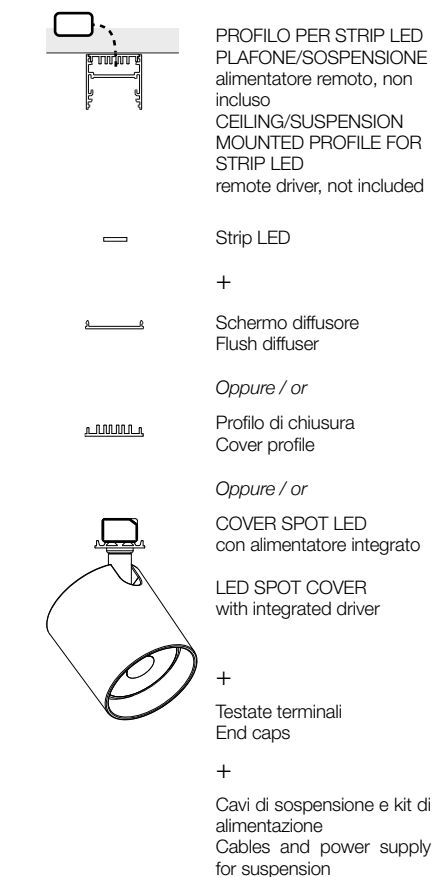
PARETE WALL



INCASSO RECESSED

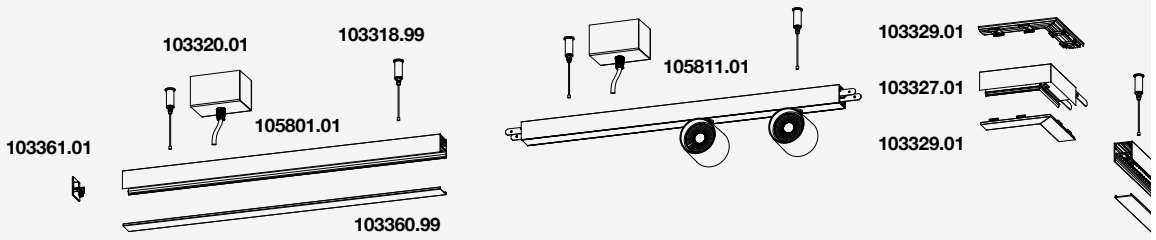


PLAFONE / SOSPENSIONE CEILING / SUSPENSION

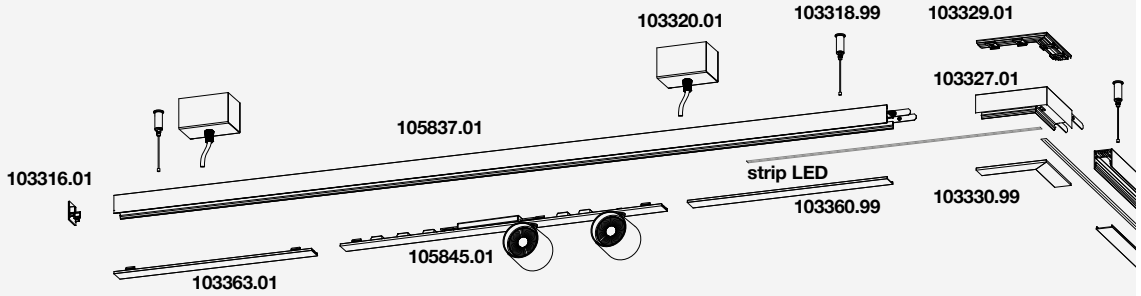


P-30 PLAFONE / SOSPENSIONE
CEILING / SUSPENSION

PCB

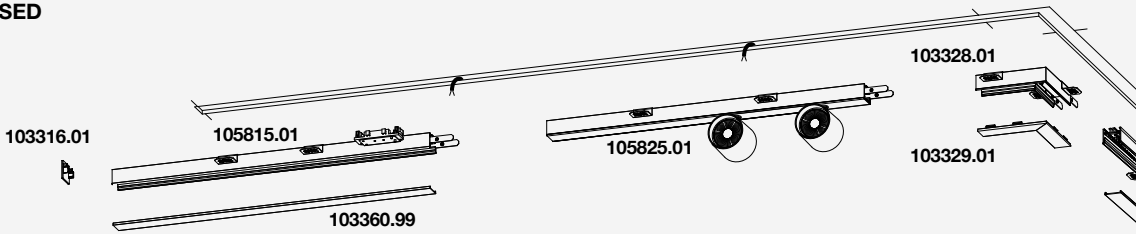


STRIP LED

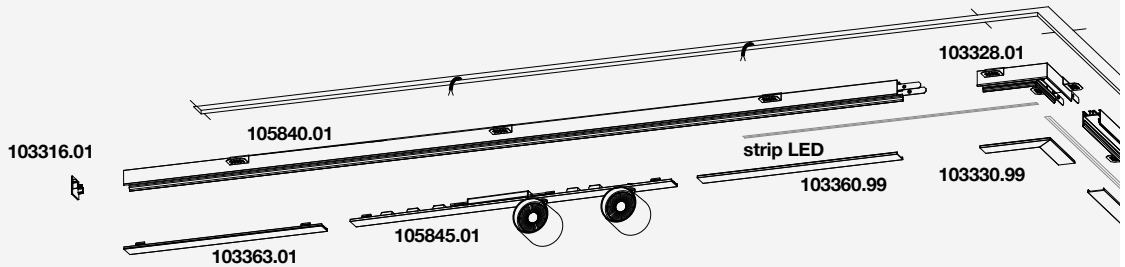


P-30 INCASSO
RECESSED

PCB

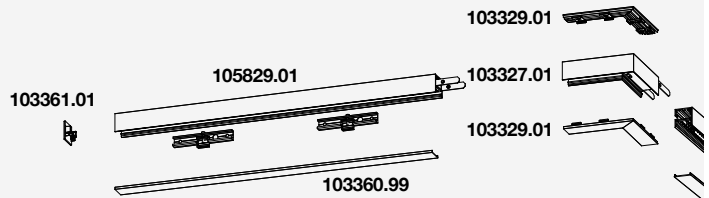


STRIP LED

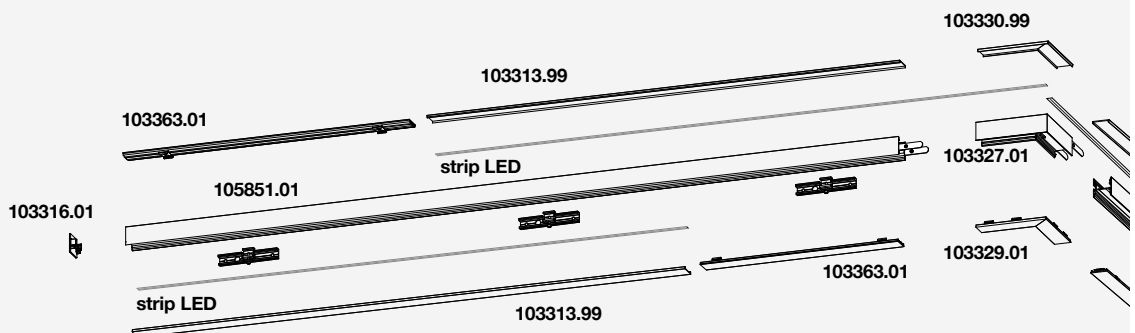


P-30 PARETE
WALL

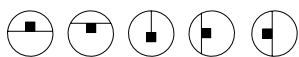
PCB



STRIP LED



P-30 PCB




Sistema lineare con LED integrati installabile singolo o in fila continua, a plafone, sospensione, incasso o parete.

Sistema provvisto di cablaggio passante per la continuità elettrica in fila continua.

Installabile in continuità con il profilo P-30 PCB SPOT LED.

Stand alone or continuous line system with integrated LED for ceiling, suspended, recessed or wall installation. System provided of through wiring for electrical continuity in continuous line mounting. Compatible with P-30 PCB SPOT LED profile.



PROFILO PCB

Profilo in lega di alluminio verniciata a polvere. Alimentatore elettronico e kit di giunzione inclusi. Testate terminali, schermi diffusori ed accessori per la sospensione da ordinare a parte.

PCB PROFILE

Profile made of powder coated aluminium alloy. Electronic driver and junction kit included. End caps, opal diffusers and kit for suspended installation to be ordered separately.

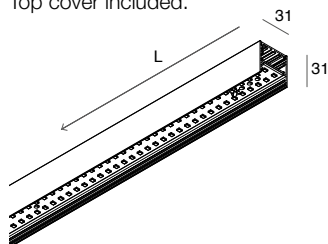


PROFILO PLAFONE / SOSPENSIONE

Cover superiore inclusa.

CEILING / SUSPENSION MOUNTED PROFILE

Top cover included.



2700K

L (mm)									Euro CHF
800	8W	105891 ...	01	941 lm	02	20	21	740 lm	170,75
1600	16W	105892 ...	01	1882 lm	02	20	21	1480 lm	233,25
2400	24W	105893 ...	01	2824 lm	02	20	21	2221 lm	289,75

3000K

L (mm)									Euro CHF
800	8W	105801 ...	01	1002 lm	02	20	21	788 lm	170,75
1600	16W	105802 ...	01	2003 lm	02	20	21	1575 lm	233,25
2400	24W	105803 ...	01	3005 lm	02	20	21	2363 lm	289,75

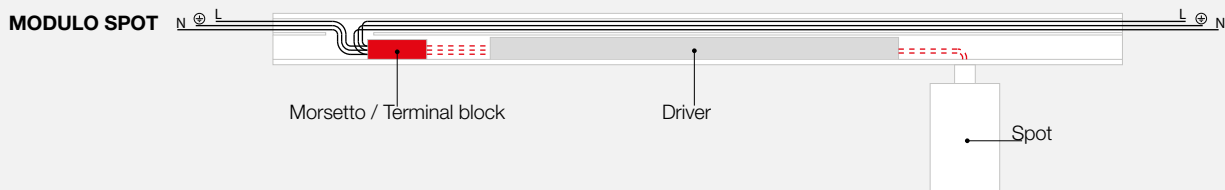
4000K

L (mm)									Euro CHF
800	8W	105804 ...	01	1060 lm	02	20	21	834 lm	170,75
1600	16W	105805 ...	01	2120 lm	02	20	21	1668 lm	233,25
2400	24W	105806 ...	01	3180 lm	02	20	21	2503 lm	289,75

CABLAGGIO PASSANTE P-30 PLAFONE/SOSPENSIONE E PARETE THROUGH WIRING P-30 CEILING/SUSPENSION AND WALL MOUNTING

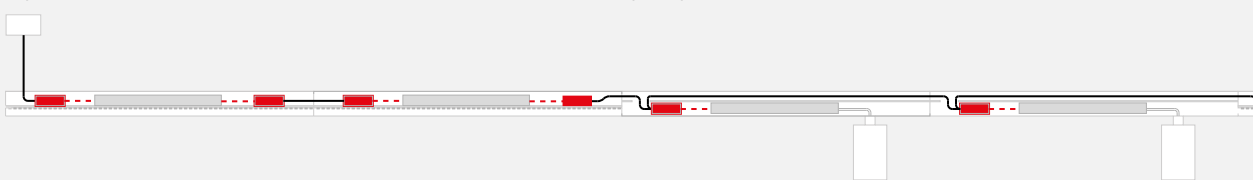
==== cablaggio integrato sull'apparecchio / wiring integrated in the fixture

==== cablaggio da eseguire in fase di installazione / wiring to be done during installation



ESEMPIO COMPOSIZIONE PCB + SPOT / COMPOSITION PCB + SPOT EXAMPLE

Ingresso alimentazione solo a inizio fila continua / Power input only at the beginning of the continuous line

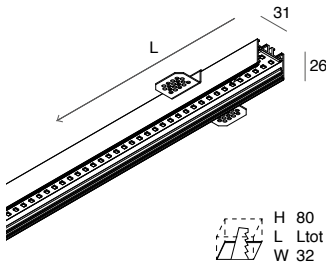


PROFILO INCASSO

per cartongesso sp. 12,5 mm
Staffe di installazione incluse

RECESSED MOUNTED PROFILE

for 12,5 mm plasterboard
Installation brackets included



2700K

L (mm)							Euro CHF
800	8W	105894 ...	01	812 lm	02	638 lm	120,00
1600	16W	105895 ...	01	1625 lm	02	1277 lm	183,00
2400	24W	105896 ...	01	2438 lm	02	1917 lm	242,25

3000K

L (mm)							Euro CHF
800	8W	105815 ...	01	864 lm	02	679 lm	120,00
1600	16W	105816 ...	01	1729 lm	02	1359 lm	183,00
2400	24W	105817 ...	01	2594 lm	02	2039 lm	242,25

4000K

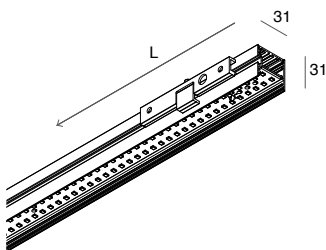
L (mm)							Euro CHF
800	8W	105818 ...	01	917 lm	02	721 lm	120,00
1600	16W	105819 ...	01	1835 lm	02	1443 lm	183,00
2400	24W	105820 ...	01	2753 lm	02	2166 lm	242,25

PROFILO PARETE

Installabile a luce diretta o indiretta.
Cover superiore e staffe per installazione a parete incluse.

WALL MOUNTED PROFILE

For direct or indirect light emission.
Cover top and brackets included.
Wall installation brackets included



2700K

L (mm)							Euro CHF
800	8W	105897 ...	01	941 lm	02	20 21 740 lm	192,75
1600	16W	105898 ...	01	1882 lm	02	20 21 1480 lm	255,50
2400	24W	105899 ...	01	2824 lm	02	20 21 2221 lm	324,25

3000K

L (mm)							Euro CHF
800	8W	105829 ...	01	1002 lm	02	20 21 788 lm	192,75
1600	16W	105830 ...	01	2003 lm	02	20 21 1575 lm	255,50
2400	24W	105831 ...	01	3005 lm	02	20 21 2363 lm	324,25

4000K

L (mm)							Euro CHF
800	8W	105832 ...	01	1060 lm	02	20 21 834 lm	192,75
1600	16W	105833 ...	01	2120 lm	02	20 21 1668 lm	255,50
2400	24W	105834 ...	01	3180 lm	02	20 21 2503 lm	324,25

P-30 PCB SPOT LED MIR



Sistema lineare con SPOT LED integrati installabile singolo o in fila continua, a plafone, sospensione o incasso. Installabile in continuità con il profilo P-30 PCB.

Stand alone or continuous line system with integrated LED SPOTS for ceiling, suspended or recessed installation. Compatible with P-30 PCB profile.



PROFILO SPOT LED MIR

Profilo in lega di alluminio verniciata a polvere, proiettore orientabile in lega di alluminio pressofuso verniciato a polvere e riflettori satinati neri.

Alimentatore elettronico e kit di giunzione inclusi.

Testate terminali ed accessori per la sospensione da ordinare a parte.

SPOT LED MIR PROFILE

Profile made of powder coated aluminium alloy, adjustable spot made of die-cast aluminium alloy and black satin optics. Electronic driver and junction kit included.

End caps and kit for suspended installation to be ordered separately.

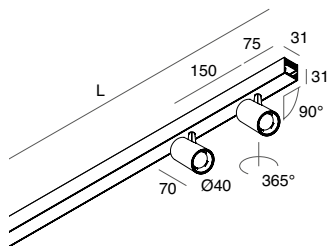


PROFILO PLAFONE / SOSPENSIONE

Completo di cover superiore e cover inferiore con spot.

CEILING / SUSPENSION MOUNTED PROFILE

Top cover and bottom cover with spotlights included.



2 SPOT MIR

2700K

L (mm)										Euro CHF
800	2x6W	20°	950 lm	105855 ._._	01	02	20	21		270,50
800	2x6W	40°	970 lm	105856 ._._	01	02	20	21		270,50

3000K

L (mm)										Euro CHF
800	2x6W	20°	950 lm	105857 ._._	01	02	20	21		270,50
800	2x6W	40°	970 lm	105858 ._._	01	02	20	21		270,50

4000K

L (mm)										Euro CHF
800	2x6W	20°	1054 lm	105859 ._._	01	02	20	21		270,50
800	2x6W	40°	1078 lm	105860 ._._	01	02	20	21		270,50

4 SPOT MIR

2700K

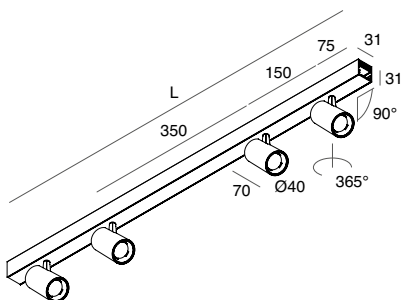
L (mm)										Euro CHF
800	4x6W	20°	1900 lm	105861 ._._	01	02	20	21		395,75
800	4x6W	40°	1940 lm	105862 ._._	01	02	20	21		395,75

3000K

L (mm)										Euro CHF
800	4x6W	20°	1900 lm	105863 ._._	01	02	20	21		395,75
800	4x6W	40°	1940 lm	105864 ._._	01	02	20	21		395,75

4000K

L (mm)										Euro CHF
800	4x6W	20°	2108 lm	105865 ._._	01	02	20	21		395,75
800	4x6W	40°	2156 lm	105866 ._._	01	02	20	21		395,75

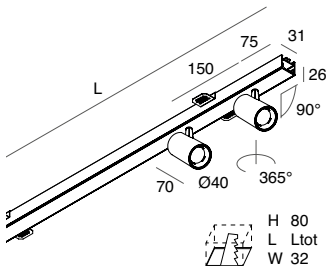


PROFILO INCASSO

per cartongesso sp. 12,5 mm.
Staffe di installazione incluse.

RECESSED MOUNTING PROFILE

for 12,5mm plasterboard.
Installation brackets included.



2 SPOT MIR

2700K

L (mm)	POWER	BEAM	FLUX	CODE	<input type="checkbox"/>	<input checked="" type="checkbox"/>	Euro CHF
800	2x6W	20°	950 lm	105867 ._._	01	02	246,25
800	2x6W	40°	970 lm	105868 ._._	01	02	246,25

3000K

L (mm)	POWER	BEAM	FLUX	CODE	<input type="checkbox"/>	<input checked="" type="checkbox"/>	Euro CHF
800	2x6W	20°	950 lm	105869 ._._	01	02	246,25
800	2x6W	40°	970 lm	105870 ._._	01	02	246,25

4000K

L (mm)	POWER	BEAM	FLUX	CODE	<input type="checkbox"/>	<input checked="" type="checkbox"/>	Euro CHF
800	2x6W	20°	1054 lm	105871 ._._	01	02	246,25
800	2x6W	40°	1078 lm	105872 ._._	01	02	246,25

4 SPOT MIR

2700K

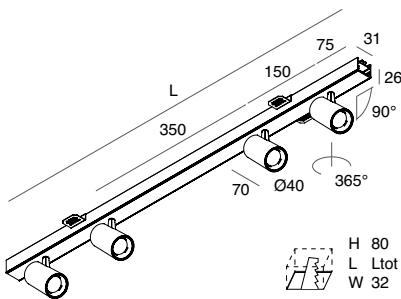
L (mm)	POWER	BEAM	FLUX	CODE	<input type="checkbox"/>	<input checked="" type="checkbox"/>	Euro CHF
800	4x6W	20°	1900 lm	105873 ._._	01	02	374,75
800	4x6W	40°	1940 lm	105874 ._._	01	02	374,75

3000K

L (mm)	POWER	BEAM	FLUX	CODE	<input type="checkbox"/>	<input checked="" type="checkbox"/>	Euro CHF
800	4x6W	20°	1900 lm	105875 ._._	01	02	374,75
800	4x6W	40°	1940 lm	105876 ._._	01	02	374,75

4000K

L (mm)	POWER	BEAM	FLUX	CODE	<input type="checkbox"/>	<input checked="" type="checkbox"/>	Euro CHF
800	4x6W	20°	2108 lm	105877 ._._	01	02	374,75
800	4x6W	40°	2156 lm	105878 ._._	01	02	374,75



P-30 PCB SPOT LED GALA



Sistema lineare con SPOT LED integrati installabile singolo o in fila continua, a plafone, sospensione o incasso. Installabile in continuità con il profilo P-30 PCB.

Stand alone or continuous line system with integrated LED SPOTS for ceiling, suspended or recessed installation. Compatible with P-30 PCB profile.



PROFILO SPOT LED GALA

Profilo in lega di alluminio verniciata a polvere, proiettore orientabile in lega di alluminio pressofuso verniciato a polvere e lente in policarbonato. Alimentatore elettronico e kit di giunzione inclusi.

Testate terminali ed accessori per la sospensione da ordinare a parte.

SPOT LED GALA PROFILE

Profile made of powder coated aluminium alloy, adjustable spot made of powder coated aluminium alloy and lens in polycarbonate. Electronic driver and junction kit included.

End caps and kit for suspended installation to be ordered separately.

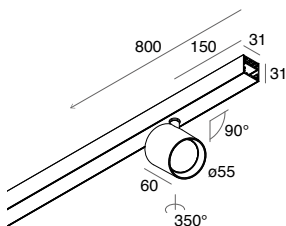


PROFILO PLAFONE / SOSPENSIONE

Completo di cover superiore e cover inferiore con spot.

CEILING / SUSPENSION MOUNTED PROFILE

Top cover and bottom cover with spotlights included.

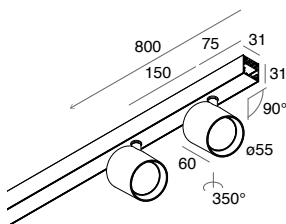


1 SPOT GALA

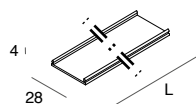
		2700K								Euro CHF	
L (mm)											
800	9W	14°	821 lm	1058A0 __	01	02	20	21			206,50
800	9W	34°	864 lm	1058A1 __	01	02	20	21			206,50
		3000K								Euro CHF	
L (mm)											
800	9W	14°	856 lm	1058A2 __	01	02	20	21			206,50
800	9W	34°	901 lm	1058A3 __	01	02	20	21			206,50
		4000K								Euro CHF	
L (mm)											
800	9W	14°	941 lm	1058A4 __	01	02	20	21			206,50
800	9W	34°	991 lm	1058A5 __	01	02	20	21			206,50

2 SPOT GALA

		2700K								Euro CHF	
L (mm)											
800	2x9W	14°	1643 lm	1058A6 __	01	02	20	21			269,50
800	2x9W	34°	1729 lm	1058A7 __	01	02	20	21			269,50
		3000K								Euro CHF	
L (mm)											
800	2x9W	14°	1712 lm	105811 __	01	02	20	21			269,50
800	2x9W	34°	1802 lm	105812 __	01	02	20	21			269,50
		4000K								Euro CHF	
L (mm)											
800	2x9W	14°	1883 lm	105813 __	01	02	20	21			269,50
800	2x9W	34°	1982 lm	105814 __	01	02	20	21			269,50



P-30 PCB

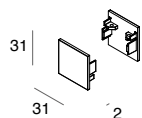
ACCESSORI PER INSTALLAZIONE A PLAFONE / SOSPENSIONE / PARETE
ACCESSORIES FOR CEILING / SUSPENSION / WALL MOUNTING

SCHERMO DIFFUSORE
ad incastro a filo

FLUSH DIFFUSER

	L (mm)	Euro CHF
103360.99	800	10,50
103313.99	1600	15,75
103314.99	2400	28,25
* 103315.99	6500	53,00

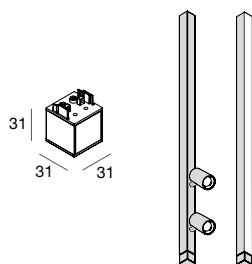
* Schermo 6,5m consigliato per installazioni in fila continua
6,5m screen recommended for continuous line installations



TESTATE TERMINALI (2 pz.)

END CAPS (2 pcs)

	01	02	20	21	Euro CHF
103361. __	<input type="checkbox"/>	<input type="checkbox"/>	<input type="checkbox"/>	<input type="checkbox"/>	14,75



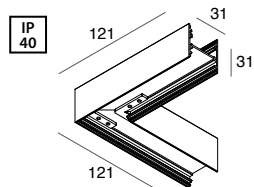
TESTATA DI SUPPORTO
PER INSTALLAZIONE
VERTICALE A PARETE

Da prevedere obbligatoriamente
nella parte inferiore del profilo
se installato verticalmente a parete.

SUPPORT END CAP FOR VERTICAL
WALL MOUNTING

To be provided compulsorily on the
lower side of the profile, if mounted
vertically on the wall.

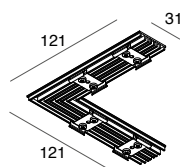
	01	02	20	21	Euro CHF
1058D8. __	<input type="checkbox"/>	<input type="checkbox"/>	<input type="checkbox"/>	<input type="checkbox"/>	50,25



GIUNTO a L
kit di giunzione incluso.
Profili ciechi di chiusura superiore e
inferiore da ordinare a parte.

L JUNCTION
junction kit included. Upper and lower
blind cover to be ordered separately.

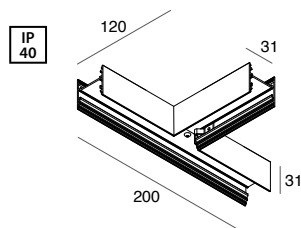
	01	02	20	21	Euro CHF
103327. __	<input type="checkbox"/>	<input type="checkbox"/>	<input type="checkbox"/>	<input type="checkbox"/>	68,00



PROFILO DI CHIUSURA
per GIUNTO a L
molle incluse.

L JUNCTION COVER
springs included.

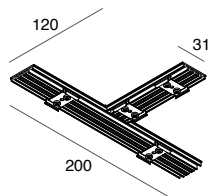
	01	02	20	21	Euro CHF
103329. __	<input type="checkbox"/>	<input type="checkbox"/>	<input type="checkbox"/>	<input type="checkbox"/>	26,25



GIUNTO a T
kit di giunzione incluso.
Profili ciechi di chiusura superiore e inferiore da
ordinare a parte.

T JUNCTION
junction kit included. Upper and lower blind
cover to be ordered separately.

	01	02	20	21	Euro CHF
103331. __	<input type="checkbox"/>	<input type="checkbox"/>	<input type="checkbox"/>	<input type="checkbox"/>	72,75



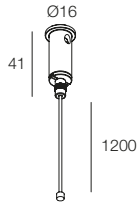
PROFILO DI CHIUSURA
per GIUNTO a T
molle incluse.

T JUNCTION COVER
springs included.

	01	02	20	21	Euro CHF
103333. __	<input type="checkbox"/>	<input type="checkbox"/>	<input type="checkbox"/>	<input type="checkbox"/>	26,25

P-30 PCB

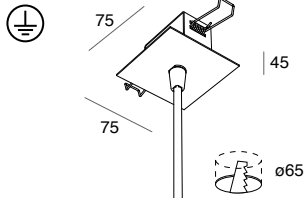
**ACCESSORI PER INSTALLAZIONE A SOSPENSIONE
ACCESSORIES FOR SUSPENSION MOUNTING**



CAVO DI SOSPENSIONE (1 pz.)
in acciaio, regolabile.
Prevedere 3 pz. per profili L 2400 mm.

	L (mm)	Euro CHF
103318.99	1200	11,50

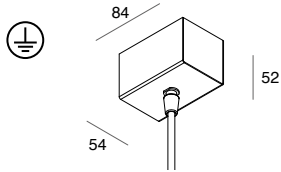
SUSPENSION CABLE (1 pc)
adjustable, made of steel.
Provide 3 pcs for profiles L 2400 mm.



KIT DI ALIMENTAZIONE PER SOSPENSIONE
Rosone ad incasso in controsoffitto di spessore
da 5 a 15 mm. Cavo con guaina in tinta per bian-
co o nero e trasparente per caffè e cappuccino.

	01	02	20	21	L (mm)	Cavo / Cable (mm ²)	Euro CHF
103319.____					1200	3x0,75	41,00

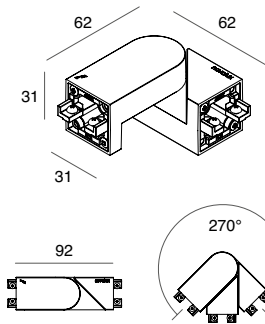
POWER SUPPLY FOR SUSPENSION
Recessed ceiling mounted canopy for thickness
from 5 up to 15 mm. Cable with matching
sheath for white or black and transparent for
caffè e cappuccino.



KIT DI ALIMENTAZIONE PER SOSPENSIONE
Rosone a plafone.
Cavo con guaina in tinta per bianco o nero e
trasparente per caffè e cappuccino.

	01	02	20	21	L (mm)	Cavo / Cable (mm ²)	Euro CHF
103320.____					1200	3x0,75	41,00

POWER SUPPLY FOR SUSPENSION
Ceiling mounted canopy.
Cable with matching sheath for white or black
and transparent for caffè e cappuccino.



GIUNTO SNODATO
per composizioni a sospensione.

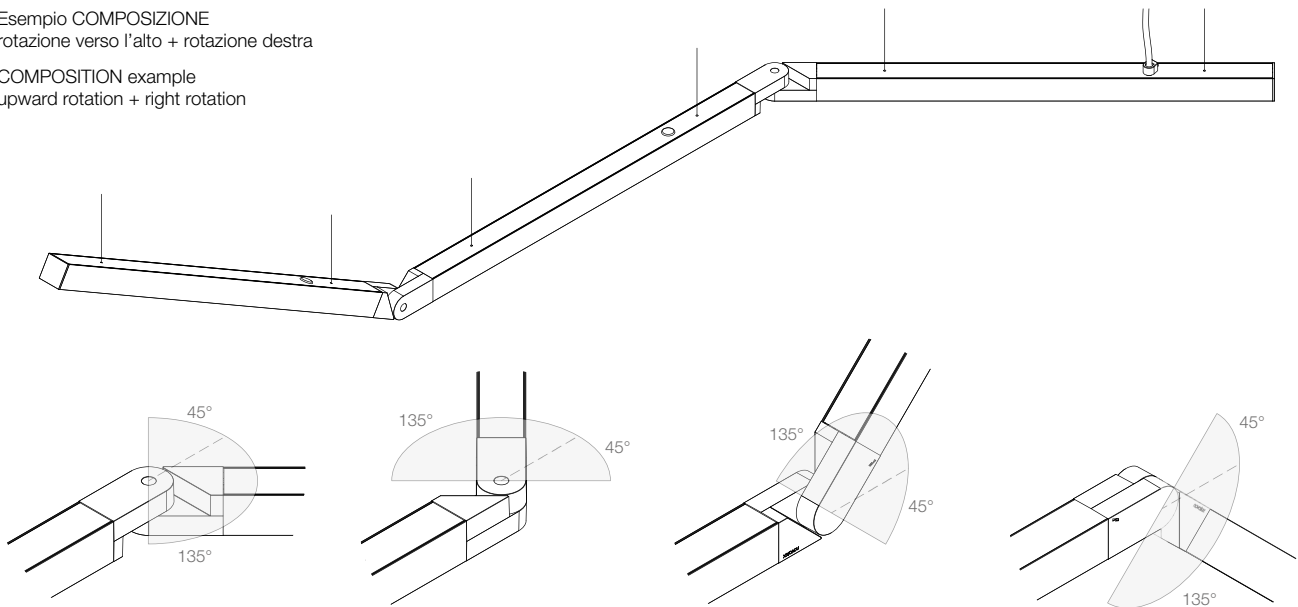
	01	02	20	21	Cavo / Cable	Euro CHF
105853.____					3x1,5	81,50

ADJUSTABLE JUNCTION
for suspended compositions.

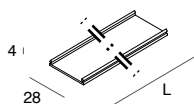
	01	02	20	21	Senza cavo - Without cable	Euro CHF
105854.____						61,75

Esempio COMPOSIZIONE
rotazione verso l'alto + rotazione destra

COMPOSITION example
upward rotation + right rotation



P-30 PCB

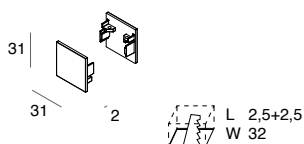
ACCESSORI PER INSTALLAZIONE AD INCASSO
ACCESSORIES FOR RECESSED MOUNTED

SCHERMO DIFFUSORE
ad incastro a filo

FLUSH DIFFUSER

	L (mm)	Euro CHF
103360.99	800	10,50
103313.99	1600	15,75
103314.99	2400	28,25
* 103315.99	6500	53,00

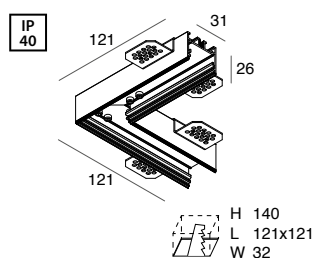
* Schermo 6,5m consigliato per installazioni in fila continua
6,5m screen recommended for continuous line installations



TESTATE TERMINALI (2 pz.)

END CAPS (2 pcs)

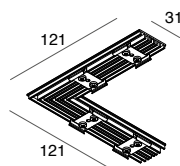
	<input type="checkbox"/>	<input checked="" type="checkbox"/>	Euro CHF
103316. __	01	02	14,50



GIUNTO a L
per cartongesso di spessore 12,5 mm, kit di
giunzione incluso. Profilo cieco di chiusura
inferiore da ordinare a parte.

L JUNCTION
for 12,5mm plasterboard, junction kit included.
Upper and lower blind cover to be ordered
separately.

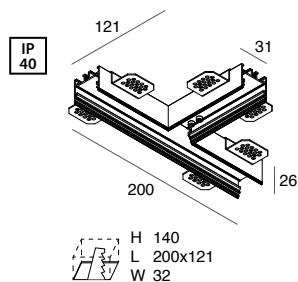
	<input type="checkbox"/>	<input checked="" type="checkbox"/>	Euro CHF
103328. __	01	02	75,50



PROFILO DI CHIUSURA
per GIUNTO a L
molle incluse

L JUNCTION COVER
springs included

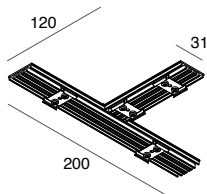
	<input type="checkbox"/>	<input checked="" type="checkbox"/>	Euro CHF
103329. __	01	02	26,25



GIUNTO a T
per cartongesso di spessore 12,5 mm, kit di
giunzione incluso. Profilo cieco di chiusura
inferiore da ordinare a parte.

T JUNCTION
for 12,5 mm plasterboard, junction kit included.
Upper and lower blind cover to be ordered
separately.

	<input type="checkbox"/>	<input checked="" type="checkbox"/>	Euro CHF
103332. __	01	02	91,00



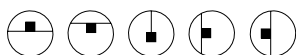
PROFILO DI CHIUSURA
per GIUNTO a T
molle incluse

T JUNCTION COVER
springs included

	<input type="checkbox"/>	<input checked="" type="checkbox"/>	Euro CHF
103333. __	01	02	26,25



P-30 STRIP LED



Sistema LED lineare installabile singolo o in fila continua, a plafone, sospensione, incasso o parete, componibile con strip LED, COVER SPOT LED o cover cieca.

Stand alone or continuous line LED system for ceiling, suspended, recessed or wall installation. to be completed with strip LED, COVER SPOT LED, or blind cover.

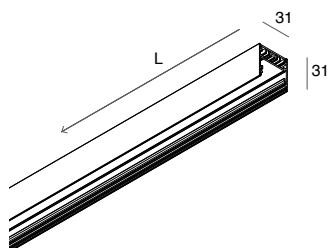


PROFILO

Profilo in lega di alluminio verniciata a polvere tagliabile a misura in opera. Kit di giunzione incluso. Schermo opale/profilo di chiusura/cover spot LED, testate terminali, accessori per la sospensione, Strip LED ed alimentatore elettronico remoto da ordinare a parte.

PROFILE

Profile made of powder coated aluminium alloy, cuttable to measure on site. Included junction kit. Diffuser/cover profile/spot LED cover, end caps, kit for suspended installation, Strip LED and remote electronic driver to be ordered separately.



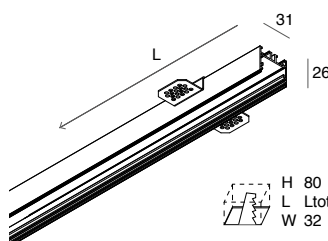
PROFILO PLAFONE / SOSPENSIONE

Cover superiore inclusa.
Installabile max 1 strip LED.

CEILING / SUSPENSION MOUNTED PROFILE

Top cover included.
Max 1 strip LED can be placed.

					L (mm)	Euro CHF
105835. __	01	02	20	21	800	66,25
105836. __	01	02	20	21	1600	82,00
105837. __	01	02	20	21	2400	95,75



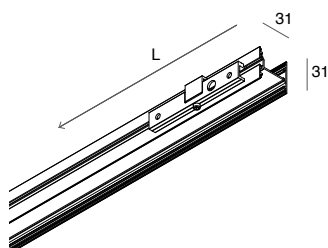
PROFILO INCASSO

per cartongesso sp. 12,5 mm.
Staffe di installazione incluse.
Installabile max 1 strip LED.

RECESSED MOUNTED PROFILE

for 12,5 mm plasterboard.
Installation brackets included.
Max 1 strip LED can be placed.

			L (mm)	Euro CHF
105838. __	01	02	800	42,00
105839. __	01	02	1600	53,75
105840. __	01	02	2400	69,50



PROFILO PARETE

Installabile a luce diretta e/o indiretta.
Staffe incluse, cover cieca e/o diffusore da ordinare a parte. Installabili max 1 strip LED per ciascun vano ottico.

WALL MOUNTED PROFILE

Can be installed with direct and/or indirect light. Brackets included, cover profile and/or diffuser to be ordered separately.
Max 1 strip LED for each optical compartment.

					L (mm)	Euro CHF
105849. __	01	02	20	21	800	59,00
105850. __	01	02	20	21	1600	67,75
105851. __	01	02	20	21	2400	91,25



P-30 STRIP LED SPOT MIR



COVER SPOT LED MIR

Da associare al profilo vuoto per strip LED. Non idoneo per profilo a parete.
Profilo in lega di alluminio verniciata a polvere, proiettori orientabili in lega di alluminio pressofuso verniciati a polvere e riflettori satinati neri. Alimentatore elettronico incluso.
Profilo P-30 STRIP LED, testate terminali ed accessori per la sospensione da ordinare a parte.

SPOT LED MIR COVER

To be associated with empty profile for strip LED. Not suitable for wall-mounting profile.
Profile made of powder coated aluminium alloy, adjustable spot made of die-cast aluminium alloy and black satin optics. Electronic driver included.
P-30 STRIP LED profile, end caps and kit for suspended installation to be ordered separately.



2 SPOT MIR

2700K

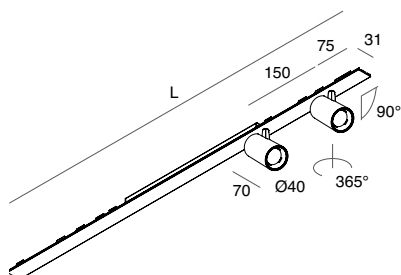
L (mm)										Euro CHF
800	2x6W	20°	950 lm	105879 ...	01	02	20	21		214,00
800	2x6W	40°	970 lm	105880 ...	01	02	20	21		214,00

3000K

L (mm)										Euro CHF
800	2x6W	20°	950 lm	105881 ...	01	02	20	21		214,00
800	2x6W	40°	970 lm	105882 ...	01	02	20	21		214,00

4000K

L (mm)										Euro CHF
800	2x6W	20°	1054 lm	105883 ...	01	02	20	21		214,00
800	2x6W	40°	1078 lm	105884 ...	01	02	20	21		214,00



4 SPOT MIR

2700K

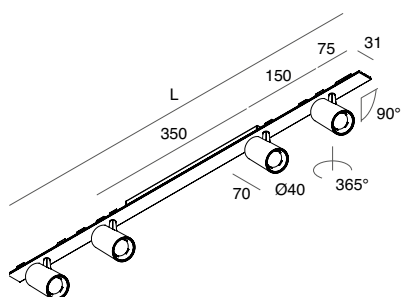
L (mm)										Euro CHF
800	4x6W	20°	1900 lm	105885 ...	01	02	20	21		350,00
800	4x6W	40°	1940 lm	105886 ...	01	02	20	21		350,00

3000K

L (mm)										Euro CHF
800	4x6W	20°	1900 lm	105887 ...	01	02	20	21		350,00
800	4x6W	40°	1940 lm	105888 ...	01	02	20	21		350,00

4000K

L (mm)										Euro CHF
800	4x6W	20°	2108 lm	105889 ...	01	02	20	21		350,00
800	4x6W	40°	2156 lm	105890 ...	01	02	20	21		350,00



P-30 STRIP LED SPOT GALA

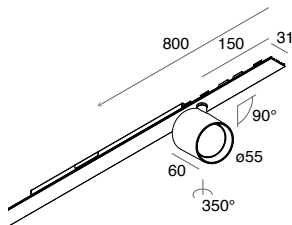
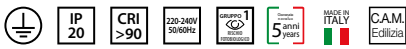


COVER SPOT LED GALA

Da associare al profilo vuoto per strip LED. Non idoneo per profilo a parete.
 Profilo in lega di alluminio verniciata a polvere, proiettore orientabile in lega di alluminio pressofuso verniciata a polvere e lente in policarbonato.
 Alimentatore elettronico e kit di giunzione inclusi.
 Testate terminali ed accessori per la sospensione da ordinare a parte.

SPOT LED GALA COVER

To be associated with empty profile for strip LED.
 Not suitable for wall-mounting profile.
 Profile made of powder coated aluminium alloy, adjustable spot made of die-cast aluminium alloy and lens in polycarbonate.
 Electronic driver and junction kit included.
 End caps and kit for suspended installation to be ordered separately.

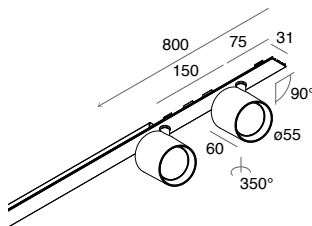


1 SPOT GALA

					2700K					Euro CHF
L (mm)	POWER	BEAM	FLUX	CODE						
800	9W	14°	821 lm	1058B6 ._._	01	02	20	21		152,00
800	9W	34°	864 lm	1058B7 ._._	01	02	20	21		152,00
					3000K					Euro CHF
800	9W	14°	856 lm	1058B8 ._._	01	02	20	21		152,00
800	9W	34°	901 lm	1058B9 ._._	01	02	20	21		152,00
					4000K					Euro CHF
800	9W	14°	901 lm	1058C0 ._._	01	02	20	21		152,00
800	9W	34°	991 lm	1058C1 ._._	01	02	20	21		152,00

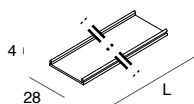
2 SPOT GALA

					2700K					Euro CHF
L (mm)	POWER	BEAM	FLUX	CODE						
800	2X9W	14°	1642 lm	1058C2 ._._	01	02	20	21		214,50
800	2X9W	34°	1728 lm	1058C3 ._._	01	02	20	21		214,50
					3000K					Euro CHF
800	2X9W	14°	1712 lm	105845 ._._	01	02	20	21		214,50
800	2X9W	34°	1802 lm	105846 ._._	01	02	20	21		214,50
					4000K					Euro CHF
800	2X9W	14°	1883 lm	105847 ._._	01	02	20	21		214,50
800	2X9W	34°	1982 lm	105848 ._._	01	02	20	21		214,50



P-30 STRIP LED

ACCESSORI ACCESSORIES

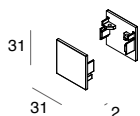


SCHERMO DIFFUSORE
ad incastro a filo

FLUSH DIFFUSER

	L (mm)	Euro CHF
103360.99	800	10,50
103313.99	1600	15,75
103314.99	2400	28,25
* 103315.99	6500	53,00

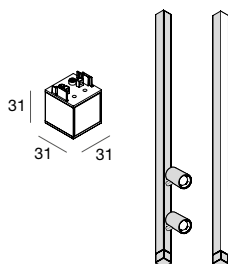
* Schermo 6,5m consigliato per installazioni in fila continua
6,5m screen recommended for continuous line installations



TESTATE TERMINALI (2 pz.)

END CAPS (2 pcs)

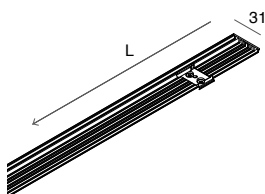
					Euro CHF
103316.---	01	02	20	21	14,50



TESTATA DI SUPPORTO
PER INSTALLAZIONE
VERTICALE A PARETE
Da prevedere obbligatoriamente
nella parte inferiore del profilo
se installato verticalmente a parete.





SUPPORT END CAP FOR VERTICAL
WALL MOUNTING
To be provided compulsorily on the
lower side of the profile, if mounted
vertically on the wall.

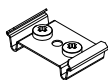
					Euro CHF
1058D8.---	01	02	20	21	50,25



PROFILO DI CHIUSURA
molle incluse.

COVER PROFILE
springs included.

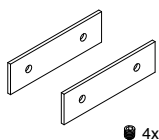
					L (mm)	Euro CHF
103363.---	01	02	20	21	800	36,25
103324.---	01	02	20	21	1600	40,50
103325.---	01	02	20	21	2400	49,25



MOLLA PER PROFILO DI CHIUSURA
da prevedere in caso di taglio in opera del
profilo e riutilizzo della parte rimanente.

SPRING FOR COVER PROFILE
to be used when a profile is cut on site
and the remaining part is reused.

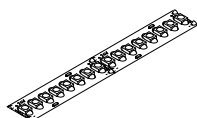
	Euro CHF
103326.99	7,50



KIT DI GIUNZIONE
da prevedere in caso di taglio in opera del
profilo e riutilizzo della parte rimanente.

SPRING FOR COVER PROFILE
to be used when a profile is cut on site
and the remaining part is reused.

	Euro CHF
103317.99	9,75



STRIP LED

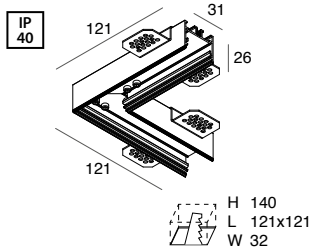
Pag. 520

Per ottenere uniformità di luminanza nelle installazioni con schermo a vista utilizzare strip LED 19,2W/m, 22W/m, 8,8W/m (24Vdc), o 17W/m (48Vdc).
Installabile una sola strip LED per lato.

To achieve luminance uniformity, when installed with clearly visible diffusers, the strip LED to be used is 19,2W/m, 22W/m, 8,8W/m (24Vdc), or 17W/m (48Vdc). Max 1 strip LED can be placed for each side.

P-30 STRIP LED

ACCESSORI PER INSTALLAZIONE AD INCASSO ACCESSORIES FOR RECESSED MOUNTED

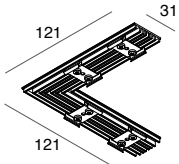


GIUNTO a L
per cartongesso di spessore 12,5 mm,
kit di giunzione incluso.
Prevedere 100 mm di strip LED per ogni lato.
Schermo opale o profilo cieco di chiusura
inferiore da ordinare a parte.

L JUNCTION
for 12,5mm plasterboard, junction kit included.
Provide 100 mm of strip LED per each side.
Opal diffuser or lower blind cover to be ordered
separately.

Euro | CHF

103328._ _ 01 02 75,50

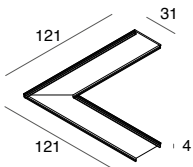


PROFILO DI CHIUSURA
per GIUNTO a L
molle incluse.

L JUNCTION COVER
springs included.

Euro | CHF

103329._ _ 01 02 26,25

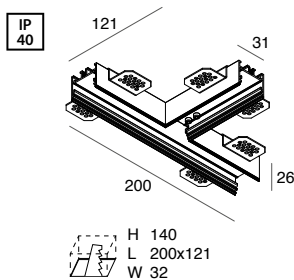


SCHERMO OPALE
per GIUNTO a L ad incastro a filo

FLUSH DIFFUSER
for L JUNCTION

Euro | CHF

103330.99 15,00

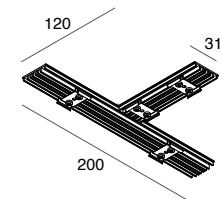


GIUNTO a T
per cartongesso di spessore 12,5 mm,
kit di giunzione incluso.
Prevedere 200 mm + 100 mm di strip LED.
Schermo opale o profilo cieco di chiusura inferiore
da ordinare a parte.

T JUNCTION
for 12,5 mm plasterboard, junction kit included.
Provide 200 mm + 100 mm of strip LED.
Opal diffuser or lower blind cover to be ordered
separately.

Euro | CHF

103332._ _ 01 02 91,00

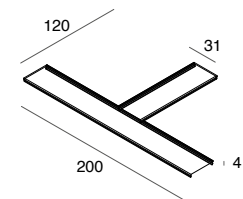


PROFILO DI CHIUSURA
per GIUNTO a T
molle incluse.

T JUNCTION COVER
springs included.

Euro | CHF

103333._ _ 01 02 26,25

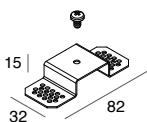


SCHERMO OPALE
per GIUNTO a T ad incastro a filo

FLUSH DIFFUSER
for T JUNCTION

Euro | CHF

103334.99 15,00



STAFFA PER INCASSO (1 pz.)
da prevedere in caso di taglio in opera del
profilo e riutilizzo della parte rimanente.
Prevedere 2 pz per ogni tratto.

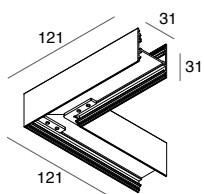
RECESSED MOUNTED BRACKET (1 pc)
to be used when a profile is cut on site and the
remaining part is reused.
2 pcs required per each portion.

Euro | CHF

103359.99 10,50

P-30 STRIP LED

ACCESSORI PER INSTALLAZIONE A PLAFONE / SOSPENSIONE ACCESSORIES FOR CEILING / SUSPENSION MOUNTING

IP
40

GIUNTO a L

kit di giunzione incluso. Prevedere 100 mm di strip LED per ogni lato. Profilo cieco di chiusura superiore e schermo opale o profilo cieco di chiusura inferiore da ordinare a parte.

L JUNCTION

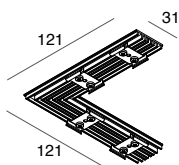
junction kit included. Provide 100 mm of strip LED per each side. Upper blind cover and opal diffuser or lower blind cover to be ordered separately.



103327.____ 01 02 20 21

Euro | CHF

68,00



PROFILO DI CHIUSURA
per GIUNTO a L
molle incluse.

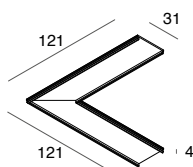
L JUNCTION COVER
springs included.



103329.____ 01 02 20 21

Euro | CHF

26,25



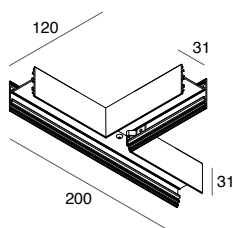
SCHERMO OPALE per GIUNTO a L
ad incastro a filo

FLUSH DIFFUSER
for L JUNCTION

103330.99

Euro | CHF

15,00

IP
40

GIUNTO a T

kit di giunzione incluso. Prevedere 200 mm + 100 mm di strip LED. Profilo cieco di chiusura superiore e schermo opale o profilo cieco di chiusura inferiore da ordinare a parte.

T JUNCTION

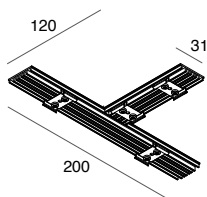
for 12,5 mm plasterboard, junction kit included. Provide 200 mm + 100 mm of strip LED. Upper blind cover and opal diffuser or lower blind cover to be ordered separately.



103331.____ 01 02 20 21

Euro | CHF

72,75



PROFILO DI CHIUSURA
per GIUNTO a T
molle incluse.

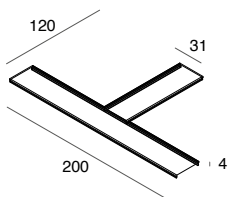
T JUNCTION COVER
springs included.



103333.____ 01 02 20 21

Euro | CHF

26,25



SCHERMO OPALE
per GIUNTO a T ad incastro a filo

FLUSH DIFFUSER
for T JUNCTION

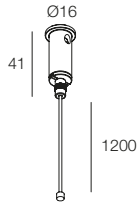
103334.99

Euro | CHF

15,00

P-30 STRIP LED

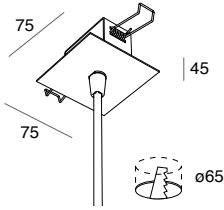
ACCESSORI PER INSTALLAZIONE A SOSPENSIONE ACCESSORIES FOR SUSPENSION MOUNTING



CAVO DI SOSPENSIONE (1 pz)
in acciaio, regolabile.
Prevedere 3 pz. per profili superiori
a L 1600 mm.

SUSPENSION CABLE (1 pc)
adjustable, made of steel.
3 pcs required for profiles over L 1600 mm.

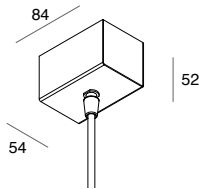
					L (mm)	Cavo / Cable (mm ²)	Euro CHF
103318.99					1200		11,50



KIT DI ALIMENTAZIONE
PER SOSPENSIONE
Rosone ad incasso in controsoffitto
di spessore da 5 a 15 mm.
Cavo con guaina in tinta per bianco
o nero e trasparente per caffè e cappuccino.

POWER SUPPLY FOR SUSPENSION
Recessed ceiling mounted canopy for thickness
from 5 up to 15 mm.
Cable with matching sheath for white or black
and transparent for caffè e cappuccino.

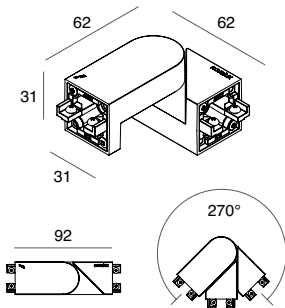
					L (mm)	Cavo / Cable (mm ²)	Euro CHF
103365. __	01	02	20	21	1200	2x1,5	35,25



KIT DI ALIMENTAZIONE
PER SOSPENSIONE
Rosone a plafone.
Cavo con guaina in tinta per bianco
o nero e trasparente per caffè e cappuccino.

POWER SUPPLY FOR SUSPENSION
Ceiling mounted canopy.
Cable with matching sheath for white or black
and transparent for caffè e cappuccino.

					L (mm)	Cavo / Cable (mm ²)	Euro CHF
103366. __	01	02	20	21	1200	2x1,5	46,75



GIUNTO SNODATO
per composizioni a sospensione.

ADJUSTABLE JUNCTION
for suspended compositions.

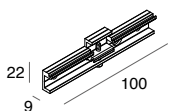
Vedi schema per composizioni con
giunto snodato a pag. 181

See scheme for compositions with
adjustable junction page 181

					Cavo / Cable	Euro CHF
105853. __	01	02	20	21	3x1,5	81,50
105854. __	01	02	20	21	Senza cavo - Without cable	61,75

P-30 STRIP LED

ACCESSORI PER INSTALLAZIONE A PARETE ACCESSORIES FOR WALL MOUNTED



STAFFA A PARETE (1 pz)
da prevedere in caso di taglio
in opera del profilo per parete e
riutilizzo della parte rimanente.
Prevedere 2 pz per ogni tratto.

WALL BRACKET (1 pc)
to be used when a wall mounting
profile is cut on site and the
remaining part is reused.
2 pcs required per each portion.

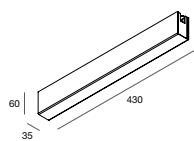
						Euro CHF
103323. __	01	02	20	21		20,50

P-30 STRIP LED

DRIVER BOX



IP 20



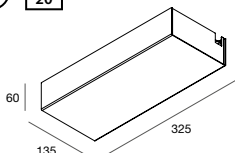
BOX PER P-30 A PLAFONE
INIZIO LINEA
CON ALIMENTAZIONE INTEGRATA 100W
Box a plafone.

BOX FOR CEILING MOUNTED P-30
START-OF-LINE
WITH INTEGRATED DRIVER 100W
Ceiling box.

					A (mm)	H (mm)	L (mm)	Euro CHF	
1058C9 ._.	01	02	20	21	100W	35	60	430	167,75



IP 20



BOX PER P-30 A PLAFONE
INIZIO LINEA
CON ALIMENTAZIONE INTEGRATA 320W
Box a plafone.

BOX FOR CEILING MOUNTED P-30
START-OF-LINE
WITH INTEGRATED DRIVER 320W
Ceiling box.

					A (mm)	H (mm)	L (mm)	Euro CHF	
1058D2 ._.	01	02	20	21	320W	135	60	325	353,75

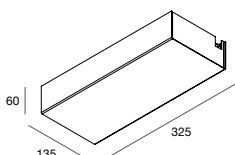


IP 20



0-10V

1-10V



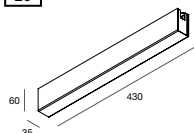
BOX PER P-30 A PLAFONE
INIZIO LINEA
CON ALIMENTAZIONE INTEGRATA
DIMMERABILE 150W
Box a plafone.

BOX FOR CEILING MOUNTED P-30
START-OF-LINE
WITH INTEGRATED DIMMABLE DRIVER
150W
Ceiling box.

					A (mm)	H (mm)	L (mm)	Euro CHF	
1058D5 ._.	01	02	20	21	150W	135	60	325	337,25



IP 20



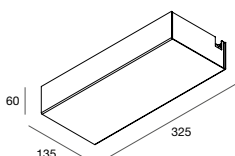
BOX PER P-30 A PLAFONE
CENTRALE
CON ALIMENTAZIONE INTEGRATA 100W
Box a plafone.

BOX FOR CEILING MOUNTED P-30
MID-LINE
WITH INTEGRATED DRIVER 100W
Ceiling box.

					A (mm)	H (mm)	L (mm)	Euro CHF	
1058D0 ._.	01	02	20	21	100W	35	60	430	179,00



IP 20



BOX PER P-30 A PLAFONE
CENTRALE
CON ALIMENTAZIONE INTEGRATA 320W
Box a plafone.

BOX FOR CEILING MOUNTED P-30
MID-LINE
WITH INTEGRATED DRIVER 320W
Ceiling box.

					A (mm)	H (mm)	L (mm)	Euro CHF	
1058D3 ._.	01	02	20	21	320W	135	60	325	364,75

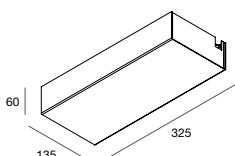


IP 20



0-10V

1-10V

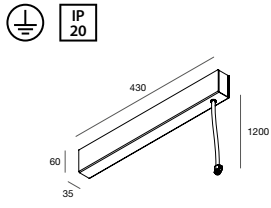


BOX PER P-30 A PLAFONE
CENTRALE
CON ALIMENTAZIONE INTEGRATA
DIMMERABILE 150W
Box a plafone.

BOX FOR CEILING MOUNTED P-30
MID-LINE
WITH INTEGRATED DIMMABLE
DRIVER 150W
Ceiling box.

					A (mm)	H (mm)	L (mm)	Euro CHF	
1058D6 ._.	01	02	20	21	150W	135	60	325	348,25

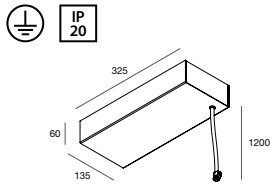
P-30 STRIP LED DRIVER BOX



BOX PER P-30 A SOSPENSIONE CON ALIMENTAZIONE INTEGRATA 100W
 Box a plafone. Cavo 2x1,5mm² con guaina in tinta per bianco e nero e trasparente per caffè e cappuccino.

	01	02	20	21	A (mm)	H (mm)	L (mm)	Euro CHF	
1058D1_					100W	35	60	430	198,75

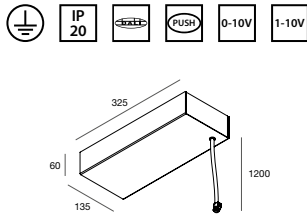
BOX FOR SUSPENDED P-30 WITH INTEGRATED DRIVER 100W
 Ceiling box. Cable 2x1,5mm² with matching sheath for white and black and transparent for caffè and cappuccino.



BOX PER P-30 A SOSPENSIONE CON ALIMENTAZIONE INTEGRATA 320W
 Box a plafone. Cavo 2x1,5mm² con guaina in tinta per bianco e nero e trasparente per caffè e cappuccino.

	01	02	20	21	A (mm)	H (mm)	L (mm)	Euro CHF	
1058D4_					320W	135	60	325	384,50

BOX FOR SUSPENDED P-30 WITH INTEGRATED DRIVER 320W
 Ceiling box. Cable 2x1,5mm² with matching sheath for white and black and transparent for caffè and cappuccino.



BOX PER P-30 A SOSPENSIONE CON ALIMENTAZIONE INTEGRATA DIMMERABILE 150W
 Box a plafone. Cavo 2x1,5mm² con guaina in tinta per bianco e nero e trasparente per caffè e cappuccino.

	01	02	20	21	A (mm)	H (mm)	L (mm)	Euro CHF	
1058D7_					150W	135	60	325	368,00

BOX FOR SUSPENDED P-30 WITH INTEGRATED DIMMABLE DRIVER 150W
 Ceiling box. Cable 2x1,5mm² with matching sheath for white and black and transparent for caffè and cappuccino.

	-Driver 100W ON-OFF	-Driver 320W ON-OFF	-Driver 150W DALI/PUSH/0-10V/1-10V
P-30 plafone Box inizio linea P-30 ceiling mounted Start-of-line box	1058C9_ 	1058D2_ 	1058D5_
P-30 plafone Box centrale P-30 ceiling mounted Mid-line box	1058D0_ 	1058D3_ 	1058D6_
P-30 sospensione P-30 suspension mounted	1058D1_ 	1058D4_ 	1058D7_





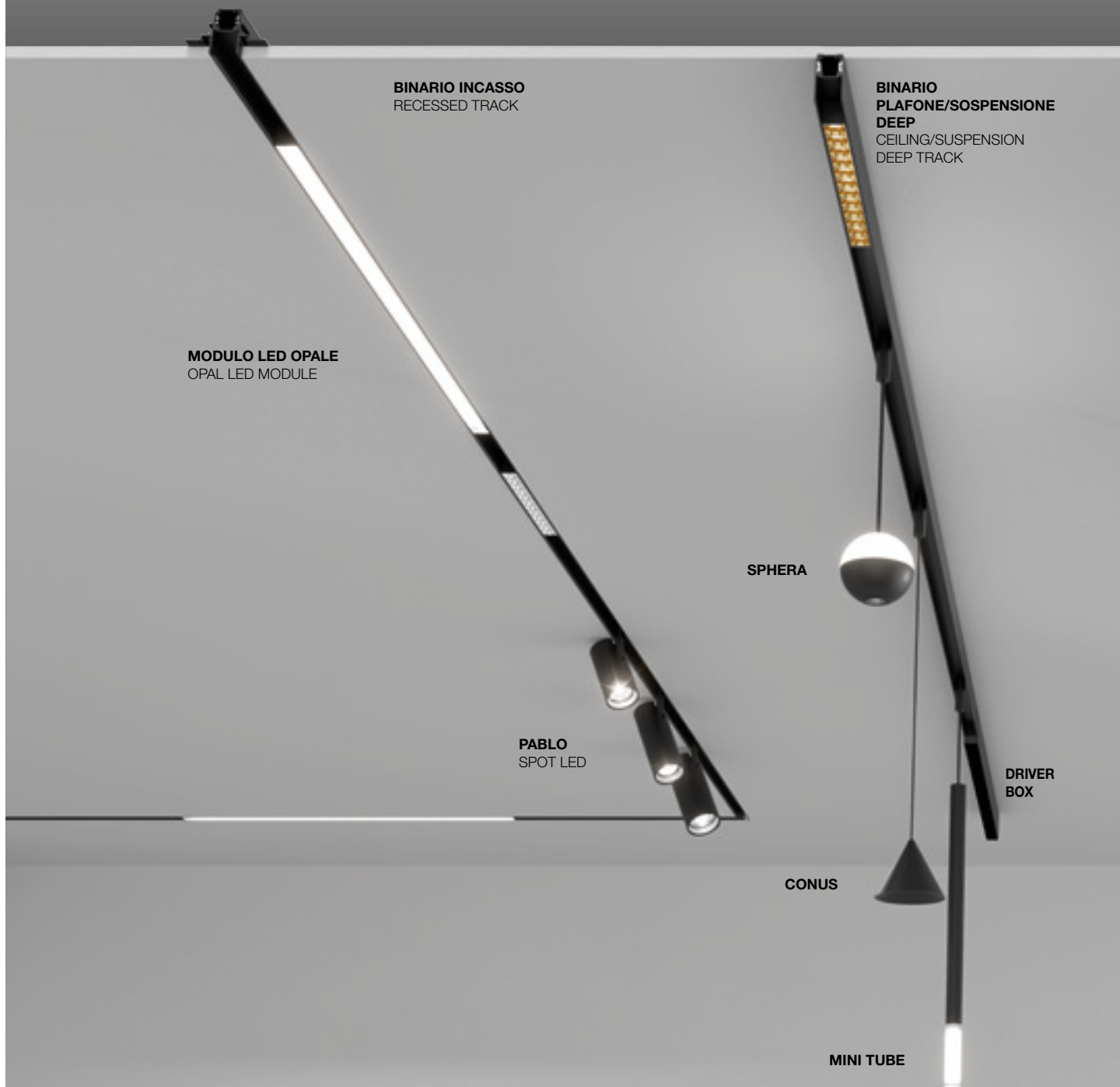
FORTY8 TRACK

Con il binario FORTY8, Novalux introduce una nuova gamma di prodotti LED e soluzioni illuminotecniche per valorizzare l'architettura degli interni. FORTY8 è un sistema composto da binari 48V per installazione a plafone, sospensione o incasso. I Moduli LED lineari, opali o con micro ottiche UGR16, gli spot orientabili e le sospensioni decorative, tutti ad alta resa cromatica, danno agli spazi un tocco tecnico, e allo stesso tempo raffinato. Sistema d'illuminazione ideale per spazi espositivi o comuni, coworking e sale d'attesa.

With the FORTY8 track, Novalux introduces a new range of LED products and lighting solutions to enhance interior architecture. FORTY8 system consists of 48V tracks for ceiling, suspension or recessed installation. UGR16 linear, opal or micro-optics LED modules, adjustable spots and decorative suspensions, all with high colour rendering, give a technical, yet refined touch to the areas. Ideal lighting system for exhibition or communal spaces, coworking and waiting rooms.

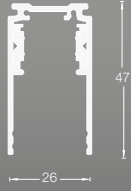
FORTY8 TRACK

- **BINARI 48V PER INSTALLAZIONE A PLAFONE/SOSPENSIONE (STANDARD O DEEP) O AD INCASSO**
48V TRACKS FOR CEILING/SUSPENSION (STANDARD OR DEEP) OR RECESSED INSTALLATION
- **3 OPZIONI DI ALIMENTAZIONE: REMOTA / MONTATA SUL BINARIO / DRIVER BOX**
3 OPTIONS FOR POWERING: REMOTE / TRACK MOUNTED DRIVER / DRIVER BOX
- **MODULI LED LINEARI, SOSPENSIONI E SPOT LED**
LINEAR LED MODULES, PENDANT LAMPS AND LED SPOTS
- **DRIVER BOX CON ALIMENTATORI INTEGRATI PER BINARI A PLAFONE E SOSPENSIONE**
DRIVER BOXES WITH INTEGRATED DRIVERS FOR CEILING AND SUSPENDED TRACKS

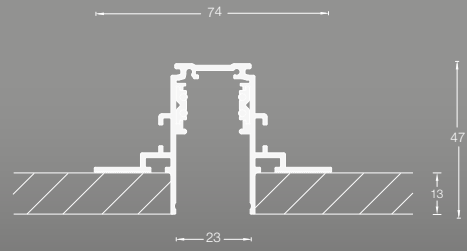




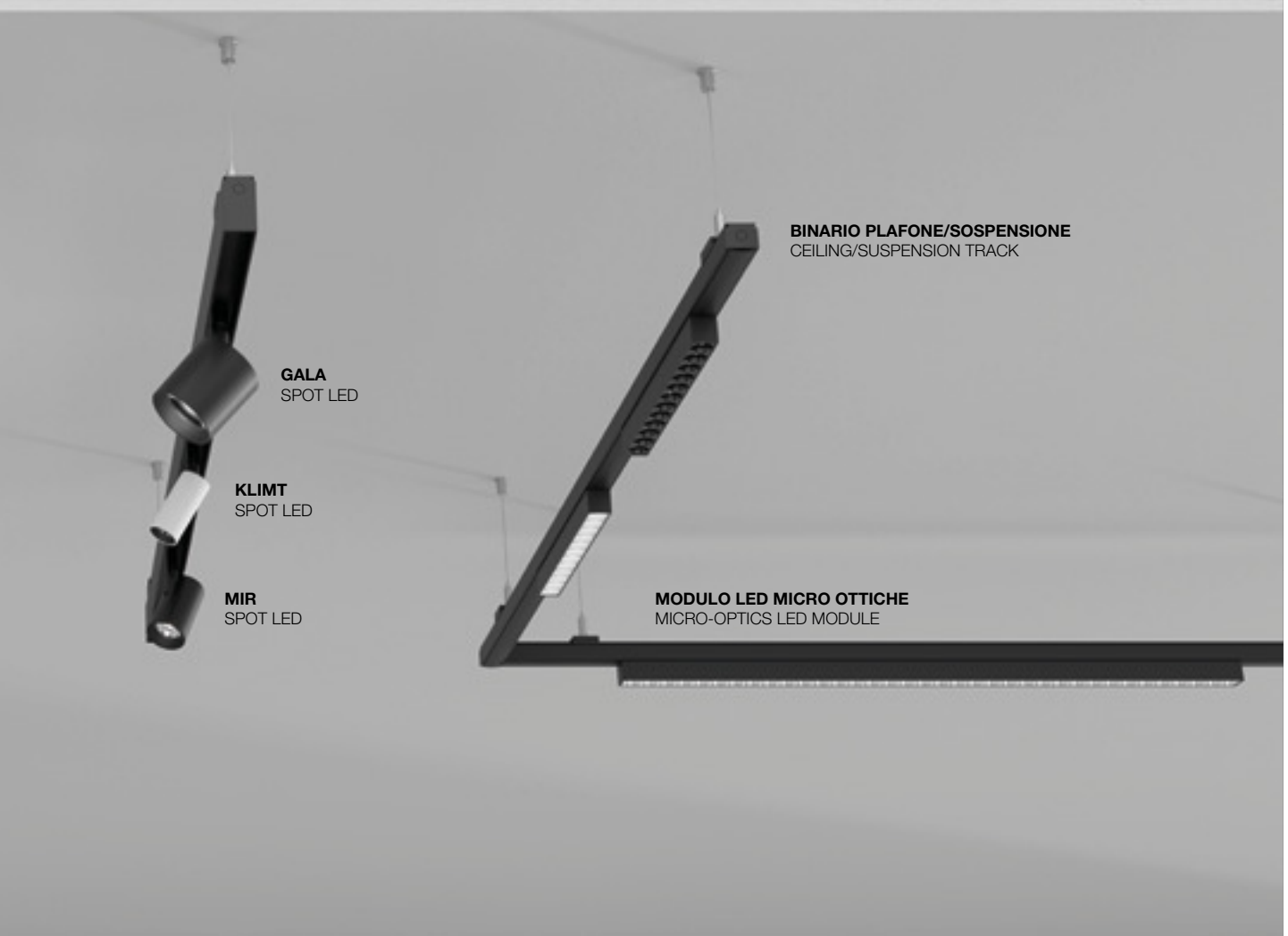
FORTY8 PLAFONE/SOSPENSIONE
FORTY8 CEILING/SUSPENSION



FORTY8 PLAFONE/SOSPENSIONE DEEP
FORTY8 CEILING/SUSPENSION DEEP



FORTY8 INCASSO
FORTY8 RECESSED



GALA
SPOT LED

KLIMT
SPOT LED

MIR
SPOT LED

BINARIO PLAFONE/SOSPENSIONE
CEILING/SUSPENSION TRACK


MODULO LED MICRO OTTICHE
MICRO-OPTICS LED MODULE

FORTY8 TRACK

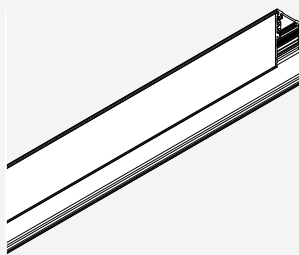
BINARI / TRACKS

□ .01 Bianco - White


■ .02 Nero - Black



Plafone/sospensione
Ceiling/suspension



Plafone/sospensione DEEP
Ceiling/suspension DEEP

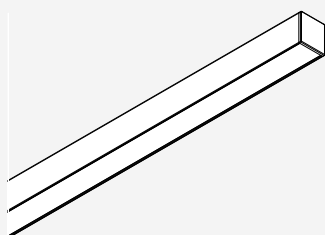


Incasso
Recessed

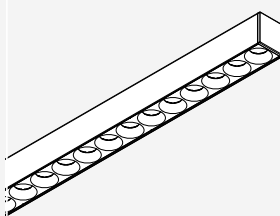
MODULI LED LINEARI / LINEAR LED MODULES

□ .01 Bianco - White

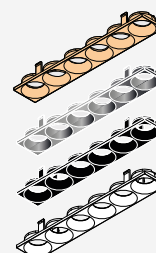
■ .02 Nero - Black



Modulo LED opale
Opal LED module



Modulo LED micro ottiche
Micro-optics LED module



Oro rosso - Red Gold

Brunito - Brushed

Nero - Black

Bianco - White

+ Riflettori
Reflectors

SPOT LED / LED SPOTS

□ .01 Bianco - White

■ .02 Nero - Black



Klimt



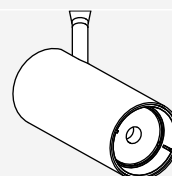
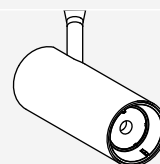
Mir



Gala



Pablo



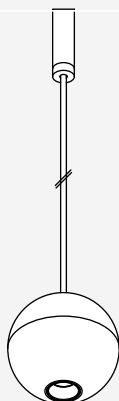
SOSPENSIONI / PENDANT LAMPS

□ .01 Bianco - White

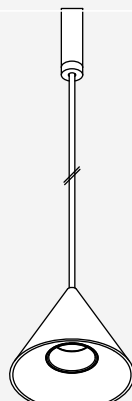
■ .02 Nero - Black

• **BLOCCACAVO PER SOSPENSIONI
CON SISTEMA INTEGRATO DI
REGOLAZIONE LUNGHEZZA CAVO**

CABLE CLAMP FOR PENDANT
LAMPS WITH INTEGRATED
CABLE LENGTH ADJUSTMENT
SYSTEM



Sphera



Conus



Mini tube

+



Difusore decorativo
Decorative diffuser

FORTY8 TRACK

Sistema composto da binari 48V per installazione a plafone, sospensione o incasso, proiettori 48V, moduli LED lineari 48V opali o con micro ottiche UGR<19 ed apparecchi decorativi a sospensione 48V.

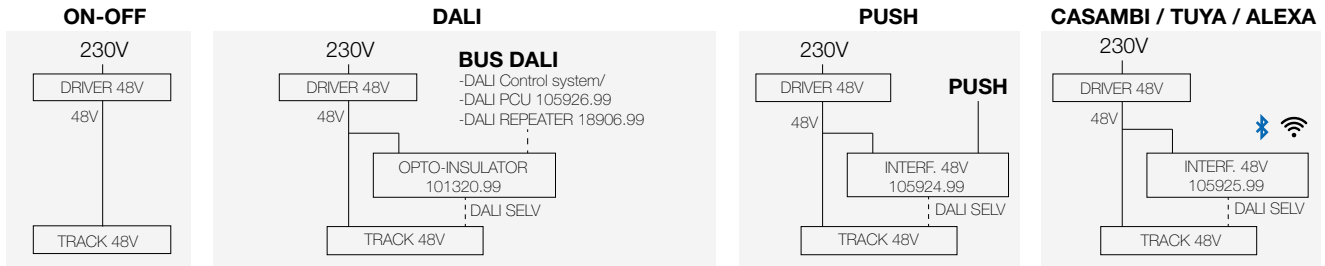
System composed of 48V tracks for ceiling, suspension or recessed installation, 48V projectors, 48V opal or micro opto UGR<19 linear LED modules and 48V decorative pendant luminaires.



Binario elettrificato a bassa tensione (48V) ad un circuito 15A 0-60Vdc + D+/D- (per segnale DALI), in lega di alluminio estruso verniciato nero RAL9005 gofrato o verniciato bianco RAL9016 gofrato. Estrusi isolanti in PVC per conduttori in rame. Gestione ON/OFF con alimentatore 48V. Gestione DALI con alimentatore 48V e opportuna CENTRALINA DALI o interfaccia pulsante 105926.99 o DALI repeater 18906.99. In questa condizione è obbligatorio il dispositivo optoisolatore per convertire il segnale DALI in segnale digitale SELV. Per la gestione PUSH con interfaccia 105924.99 o gestione tramite Casambi/Tuya/Alexa con interfaccia 105925.99, non è obbligatorio l'optoisolatore. Installare sul binario ed interfacce 105924.99/105925.99, esclusivamente alimentatori 48V SELV.

Low-voltage (48V) track of one circuit max 15A 0-60Vdc + D+/D- (for DALI signal), made of aluminium alloy black painted RAL 9005 goffered or white painted RAL9016 goffered. Extruded PVC insulation for copper conductors. ON/OFF control with 48V stabilized driver. DALI control with 48V driver and proper DALI CONTROL UNIT or button interface 105926.99 or DALI repeater 18906.99. In this condition it is mandatory to use the opto-insulator to convert the DALI signal to digital SELV signal. In case of PUSH control with interface 105924.99 or control via Casambi/Tuya/Alexa with interface 105925.99, it is not necessary the opto-insulator. On track and interfaces 105924.99/105925.99, it is mandatory to install 48V power supplies only.

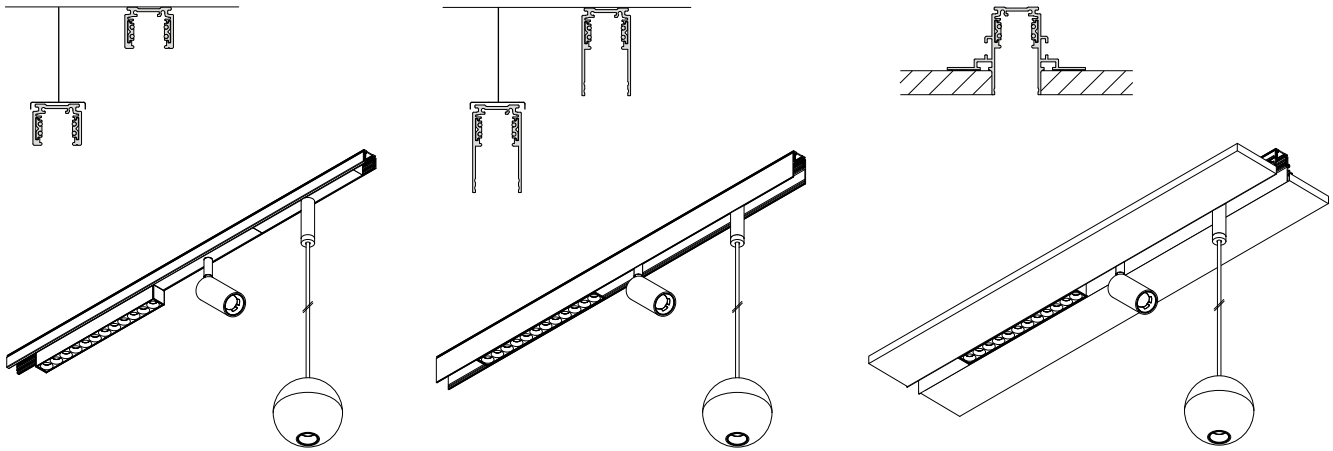
OPZIONI DI GESTIONE / MANAGEMENT OPTIONS



PLAFONE / SOSPENSIONE
CEILING / SUSPENSION

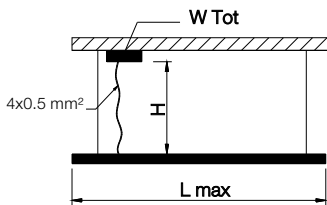
PLAFONE / SOSPENSIONE DEEP
CEILING / SUSPENSION DEEP

INCASSO
RECESSED



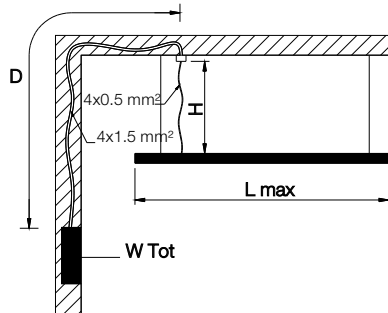
LUNGHEZZE MASSIME DEL BINARIO IN RAPPORTO ALLE POTENZE / MAXIMUM TRACK LENGTHS IN RELATION TO POWER

Binario a sospensione e Driver Box
Suspended track and Driver Box



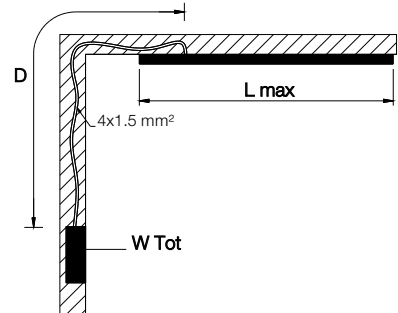
W Tot	H	L max
96 W	3 m	50 m
150 W	3 m	40 m
320 W	3 m	10 m

Binario a sospensione e alimentatore remoto
Suspended track and remote driver



W Tot	D	H	L max
100 W	5 m	3 m	50 m
150 W	5 m	3 m	30 m
320 W	3 m	2 m	10 m

Binario a plafone e alimentatore remoto
Ceiling track and remote driver

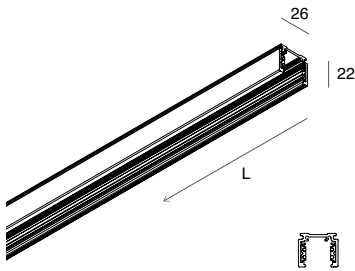


W Tot	D	L max
100 W	5 m	50 m
150 W	5 m	50 m
320 W	5 m	20 m

FORTY8 TRACK

PLAFONE/SOSPENSIONE

CEILING/SUSPENSION



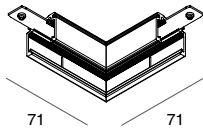
	□	■	L (mm)	Euro CHF
110901. __	01	02	1000	48,50
110902. __	01	02	2000	87,00
110903. __	01	02	3000	125,50

BINARIO ELETRIFICATO LINEARE 48V

Testate terminali, giunti lineari, alimentazione per binario e accessori per la sospensione da ordinare a parte.
Installazione a plafone senza accessori.

LINEAR ELECTRIFIED TRACK 48V

End caps, linear joints, track end feed and accessories for suspension to be ordered separately.
No accessory required for ceiling installation.



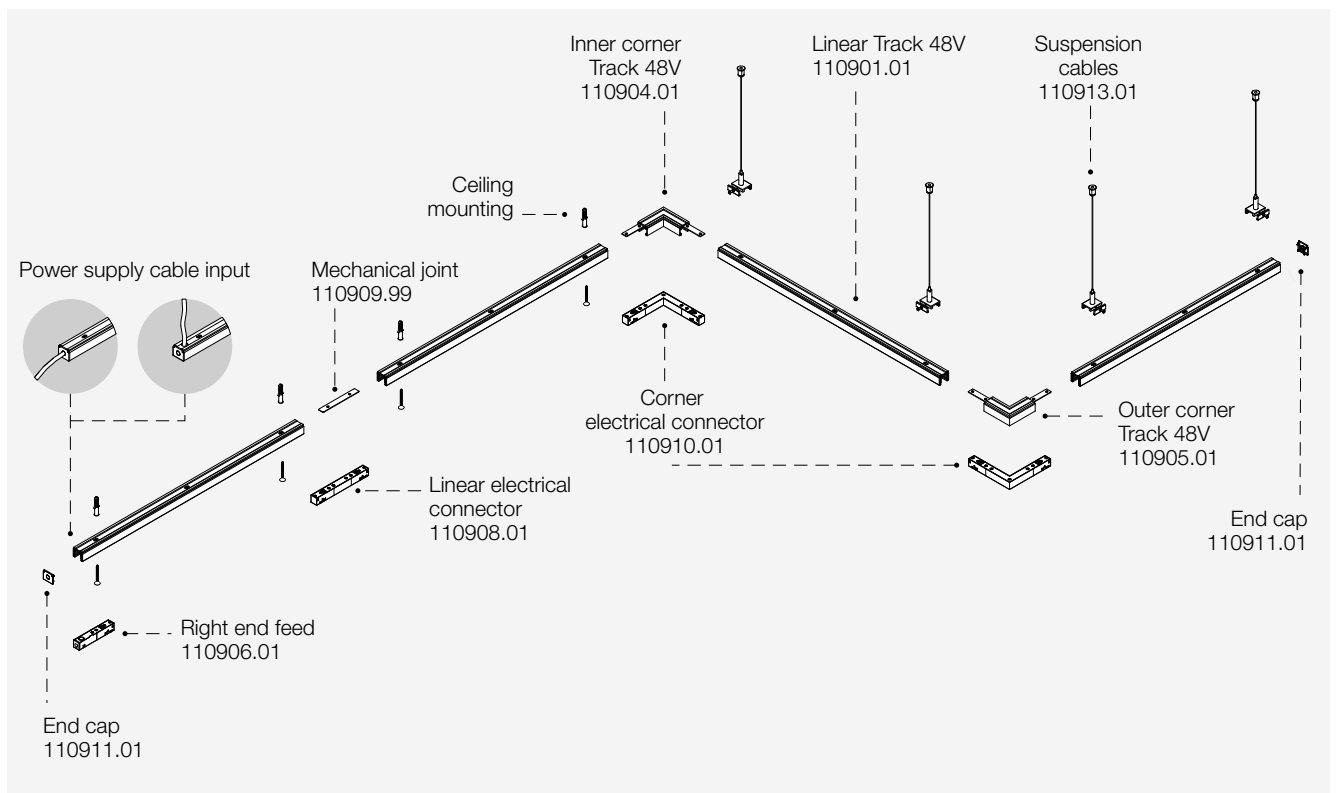
	□	■	VERSION	Euro CHF
110904. __	01	02	interno/inner	18,75
110905. __	01	02	esterno/outer	18,75

BINARIO ANGOLARE 48V

Giunti meccanici inclusi.
Giunto elettrico angolare da ordinare a parte.
Installazione a plafone senza accessori.

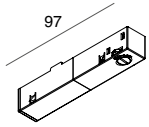
CORNER TRACK 48V

Mechanical joints included.
Corner electrical connector to be ordered separately.
No accessory required for ceiling installation.



FORTY8 TRACK
PLAFONE/SOSPENSIONE
CEILING/SUSPENSION

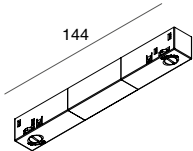
ACCESSORI
ACCESSORIES



MODULO DI ALIMENTAZIONE
 Posizionamento libero lungo il binario
 max 8A

POWER ENTRY MODULE
 Free positioning along the track
 max 8A

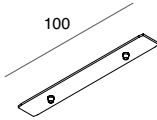
	<input type="checkbox"/>	<input checked="" type="checkbox"/>	VERSION	Euro CHF
110906._	01	02	destra / right	15,00
110907._	01	02	sinistra / left	15,00



GIUNTO ELETTRIFICATO LINEARE
 Non alimentabile.
 Giunto meccanico da ordinare a parte.

LINEAR ELECTRICAL CONNECTOR
 No power entry.
 Mechanical joint to be ordered separately.

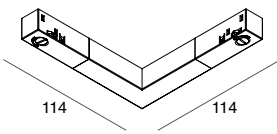
	<input type="checkbox"/>	<input checked="" type="checkbox"/>	Euro CHF
110908._	01	02	23,25



GIUNTO MECCANICO
 Per binario lineare.
 Giunto elettrificato lineare da ordinare a parte.

MECHANICAL JOINT
 For linear track.
 Linear electrical connector to be ordered separately.

	Euro CHF
110909.99	2,75



GIUNTO ELETTRIFICATO ANGOLARE
 Non alimentabile.
 Binario angolare da ordinare a parte.

CORNER ELECTRICAL CONNECTOR
 No power entry.
 Corner track to be ordered separately.

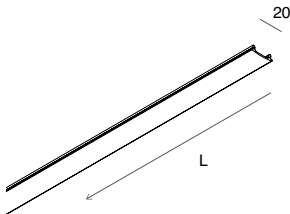
	<input type="checkbox"/>	<input checked="" type="checkbox"/>	Euro CHF
110910._	01	02	26,50



TESTATA TERMINALE (1 pz)
 Da prevedere ad inizio e fine composizione.
 Provvista di pretranciatura in caso di ingresso cavo alimentazione laterale.
 Per necessita di isolamento elettrico aggiungere una testata anche nel caso di taglio dei binari e montaggio in fila continua con alimentazioni diverse.

END CAP (1 pc)
 To be provided at the beginning and end of composition. Provided with pre-notch in case of the power cable is inserted laterally.
 For need of electrical insulation, add 1 end cap also when cutting and putting in continuity two pieces of track with different current input.

	<input type="checkbox"/>	<input checked="" type="checkbox"/>	Euro CHF
110911._	01	02	1,75



COVER COPRI BINARIO
 Opzionale.

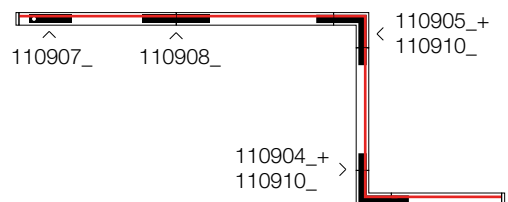
TRACK COVER
 Optional.

	<input type="checkbox"/>	<input checked="" type="checkbox"/>	L (mm)	Euro CHF
110912._	01	02	2000	11,00

Esempio con testata DX / Right end feed example



Esempio con testata SX / Left end feed example

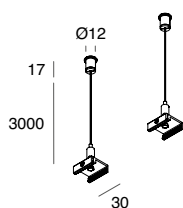


Vista dall'alto / Top view

FORTY8 TRACK

PLAFONE/SOSPENSIONE
CEILING/SUSPENSION

ACCESSORI
ACCESSORIES

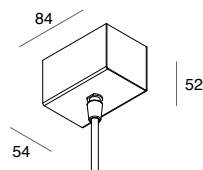
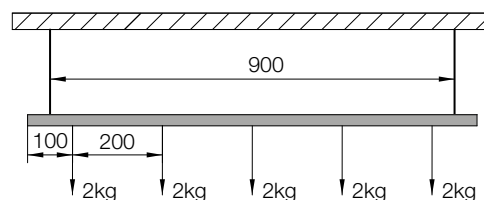


CAVI DI SOSPENSIONE (2 pz)
Vedere schema dei carichi per la quantità di sospensioni

SUSPENSION CABLES (2 pcs)
See load scheme for quantity of suspensions

	□	■	L (mm)	Euro CHF
110913._	01	02	3000	34,75

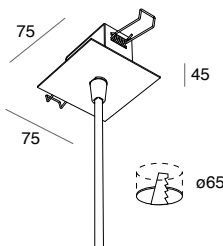
Carico massimo
Maximum load



ROSONE PER BINARIO A SOSPENSIONE
ALIMENTAZIONE REMOTA
Rosone a plafone. Cavo con guaina in tinta con l'apparecchio 4x1,5mm². Alimentazione di testa e alimentatore 48V da ordinare a parte.

CANOPY FOR SUSPENDED TRACK
REMOTE DRIVER
Ceiling canopy. Cable 4x1,5mm² with matching sheath. End feed and driver 48V to be ordered separately.

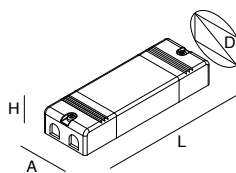
	□	■	L (mm)	Euro CHF
110930._	01	02	3000	78,75



ROSONE PER BINARIO A SOSPENSIONE
ALIMENTAZIONE REMOTA
Rosone ad incasso in controsoffitto di spessore 5-15mm. Cavo con guaina in tinta con l'apparecchio 4x1,5mm². Alimentazione di testa e alimentatore 48V da ordinare a parte.

CANOPY FOR SUSPENDED TRACK
REMOTE DRIVER
Recessed canopy for 5-15mm thickness plasterboard. Cable 4x1,5mm² with matching sheath. End feed and driver 48V to be ordered separately.

	□	■	L (mm)	Euro CHF
110931._	01	02	3000	82,00



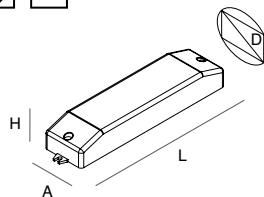
ALIMENTATORE ELETTRONICO
STABILIZZATO 48V 220-240V 50/60 Hz
Per gestione DALI prevedere opportuna centralina DALI, o interfacce 105926.99/105924.99/105925.99 o DALI repeater 18906.99.

ELECTRONIC STABILIZED DRIVER 48V
220-240V 50/60 Hz
For DALI control provide a DALI control system, or interfaces 105926.99/105924.99/105925.99 or DALI repeater 18906.99.

	A (mm)	D (mm)	H (mm)	L (mm)	IP	Euro CHF
* 101344.99	150W	38	49	30	227 20	41,25
101313.99	320W	90	100	45	252 65	275,75

Potenza reale apparecchi / Fixtures input power

Opal LED	30W	Klimt	5W
Micro-optics	10W / 30W	Mir	8W
Mini Tube	9W	Gala	15W
Sphera	8W	Pablo	12W / 21W / 30W
Conus	9W		



RIPETITORE PER OPTOISOLARE
IL BUS DALI IN INGRESSO
Dispositivo obbligatorio nel caso di utilizzo di CENTRALINA DALI, interfaccia pulsante 105926.99 o DALI repeater 18906.99. Vedi sezione Gestione Luce.

REPEATER TO OPTO-INSULATE
THE BUS DALI INPUT SIGNAL
Mandatory in case of using DALI CONTROL UNIT, button interface 105926.99 or DALI repeater 18906.99. See section Light Management

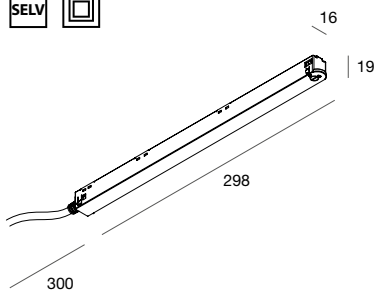
	A (mm)	D (mm)	H (mm)	L (mm)	Euro CHF
101320.99	42	-	29	180	196,00

Prevederne uno per ogni generatore di segnale DALI.
Vedi schema a pag. 526
Provide one for each DALI signal generator.
See diagram on pag. 526

FORTY8 TRACK

PLAFONE/SOSPENSIONE
CEILING/SUSPENSION

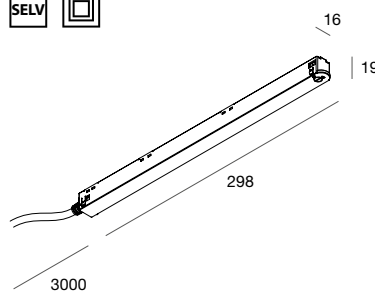
ACCESSORI ACCESSORIES



ALIMENTATORE ELETTRONICO
STABILIZZATO 48V 220-240V 50/60 Hz
Provisto di contatti per installazione su binario
Forty8 Track montato a PLAFONE o INCASSO
e cablaggio passante per il BUS DALI.
Cavo a 4 poli (2x0,75 mm² + 2x0,3 mm²)
L.300 mm incluso.
Per gestione DALI prevedere opportuna
centralina DALI o interfaccia
105924.99/105925.99/105926.99
o DALI Repeater 18906.99.

	<input type="checkbox"/>	<input checked="" type="checkbox"/>	A (mm)	H (mm)	L (mm)	Euro CHF	
101340. __	01	02	100W	16	19	298	98,00

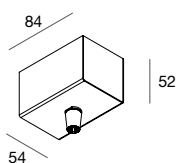
ELECTRONIC STABILIZED
DRIVER 48V 220-240V 50/60 Hz
Equipped with wiring for installation on
CEILING or RECESSED mounted Forty8 Track
and through wiring for the DALI BUS. 4 poles
cable (2x0,75 mm² + 2x0,3 mm²) L.300 mm
included.
For DALI control provide a DALI
control system, or interfaces
105924.99/105925.99/105926.99
or DALI repeater 18906.99.



ALIMENTATORE ELETTRONICO
STABILIZZATO 48V 220-240V 50/60 Hz
Provisto di contatti per installazione su binario
Forty8 Track montato a SOSPENSIONE
e cablaggio passante per il BUS DALI.
Cavo a 4 poli (2x0,75 mm² + 2x0,3 mm²)
L.3000 mm incluso.
Per gestione DALI prevedere opportuna
centralina DALI o interfaccia
105924.99/105925.99/105926.99 o DALI
Repeater 18906.99.

	<input type="checkbox"/>	<input checked="" type="checkbox"/>	A (mm)	H (mm)	L (mm)	Euro CHF	
101341. __	01	02	100W	16	19	298	102,50

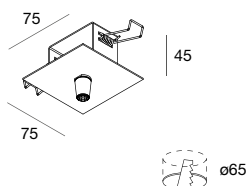
ELECTRONIC STABILIZED DRIVER 48V
220-240V 50/60 Hz
Equipped with wiring for installation on SUS-
PENSION mounted Forty8 Track and through
wiring for the DALI BUS. 4 poles cable
(2x0,75 mm² + 2x0,3 mm²) L.3000 mm
included.
For DALI control provide a DALI
control system, or interfaces
105924.99/105925.99/105926.99 or DALI
repeater 18906.99.



ROSONE PER BINARIO A SOSPENSIONE
Rosone a plafone. Per utilizzo con alimentatore
installato su binario 101341. __ .
Senza cavo di alimentazione.

	<input type="checkbox"/>	<input checked="" type="checkbox"/>	Euro CHF
110944. __	01	02	59,00

CANOPY FOR SUSPENDED TRACK
Ceiling canopy. To be used with track
mounted driver 101341. __ .
Without power cable.



ROSONE PER BINARIO A SOSPENSIONE
Rosone ad incasso in controsoffitto
di spessore 5-15 mm.
Per utilizzo con alimentatore installato
su binario 101341. __ .
Senza cavo di alimentazione.

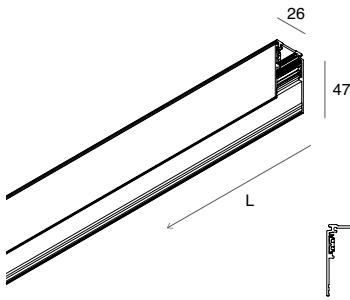
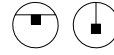
	<input type="checkbox"/>	<input checked="" type="checkbox"/>	Euro CHF
110945. __	01	02	68,75

CANOPY FOR SUSPENDED TRACK
Recessed canopy for 5-15mm
thickness plasterboard.
To be used with track mounted
driver 101341. __ .
Without power cable.

FORTY8 TRACK

PLAFONE/SOSPENSIONE DEEP

CEILING/SUSPENSION DEEP



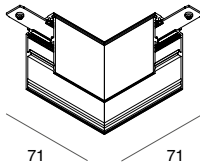
	□	■	L (mm)	Euro CHF
110924.____	01	02	1000	54,50
110925.____	01	02	2000	99,00
110926.____	01	02	3000	152,00

BINARIO ELETRIFICATO LINEARE 48V

Testate terminali, giunti lineari, alimentazione per binario e accessori per la sospensione da ordinare a parte.
Installazione a plafone senza accessori.

LINEAR ELECTRIFIED TRACK 48V

End caps, linear joints, track end feed and accessories for suspension to be ordered separately.
No accessory required for ceiling installation.



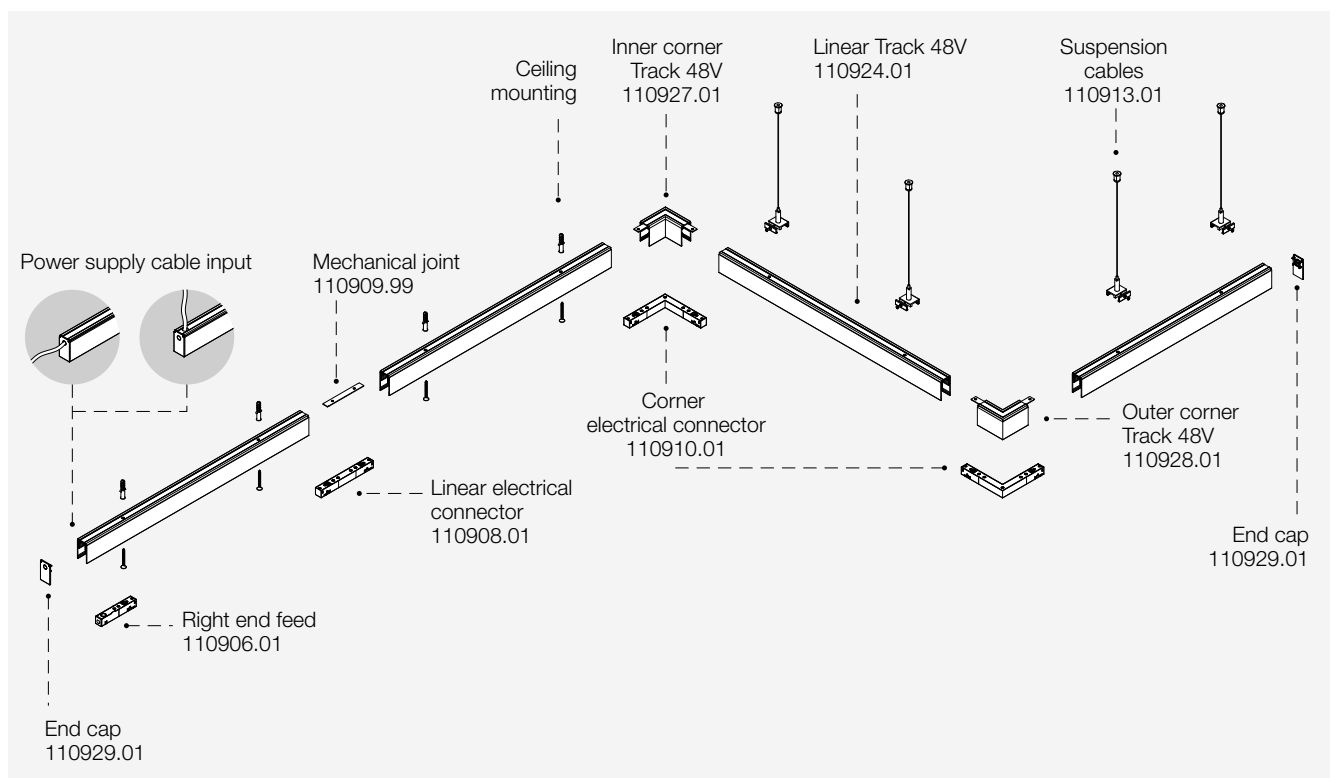
	□	■	VERSION	Euro CHF
110927.____	01	02	interno/inner	27,00
110928.____	01	02	esterno/outer	27,00

BINARIO ANGOLARE 48V

Giunti meccanici inclusi.
Giunto elettrico angolare da ordinare a parte.
Installazione a plafone senza accessori.

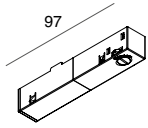
CORNER TRACK 48V

Mechanical joints included.
Corner electrical connector to be ordered separately.
No accessory required for ceiling installation.



FORTY8 TRACK
PLAFONE/SOSPENSIONE DEEP
CEILING/SUSPENSION DEEP

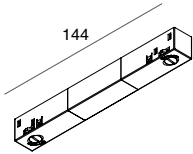
ACCESSORI
ACCESSORIES



MODULO DI ALIMENTAZIONE
 Posizionamento libero lungo il binario
 max 8A

POWER ENTRY MODULE
 Free positioning along the track
 max 8A

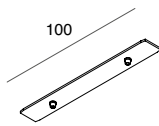
	<input type="checkbox"/>	<input checked="" type="checkbox"/>	VERSION	Euro CHF
110906._	01	02	destra / right	15,00
110907._	01	02	sinistra / left	15,00



GIUNTO ELETTRIFICATO LINEARE
 Non alimentabile.
 Giunto meccanico da ordinare a parte.

LINEAR ELECTRICAL CONNECTOR
 No power entry.
 Mechanical joint to be ordered separately.

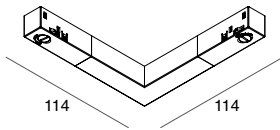
	<input type="checkbox"/>	<input checked="" type="checkbox"/>	Euro CHF
110908._	01	02	23,25



GIUNTO MECCANICO
 Per binario lineare.
 Giunto elettrificato lineare da ordinare a parte.

MECHANICAL JOINT
 For linear track.
 Linear electrical connector to be ordered separately.

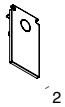
	Euro CHF
110909.99	2,75



GIUNTO ELETTRIFICATO ANGOLARE
 Non alimentabile.
 Binario angolare da ordinare a parte.

CORNER ELECTRICAL CONNECTOR
 No power entry.
 Corner track to be ordered separately.

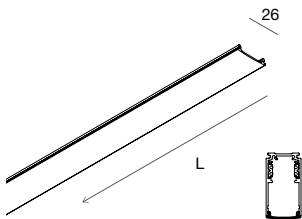
	<input type="checkbox"/>	<input checked="" type="checkbox"/>	Euro CHF
110910._	01	02	26,50



TESTATA TERMINALE (1 pz)
 Da prevedere ad inizio e fine composizione.
 Provvista di pretranciatura in caso di ingresso cavo alimentazione laterale.
 Per necessita di isolamento elettrico aggiungere una testata anche nel caso di taglio dei binari e montaggio in fila continua con alimentazioni diverse.

	<input type="checkbox"/>	<input checked="" type="checkbox"/>	Euro CHF
110929._	01	02	2,75

END CAP (1 pc)
 To be provided at the beginning and end of composition. Provided with pre-notch in case of the power cable is inserted laterally.
 For need of electrical insulation, add 1 end cap also when cutting and putting in continuity two pieces of track with different current input.

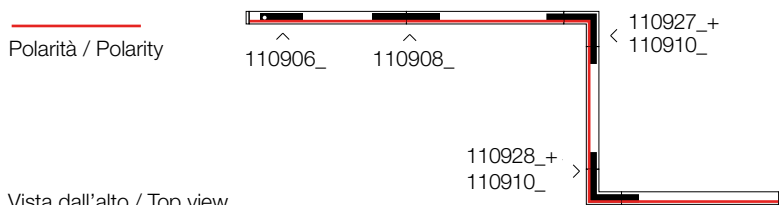


COVER COPRI BINARIO
 Opzionale. Da usare con moduli LED lineari.

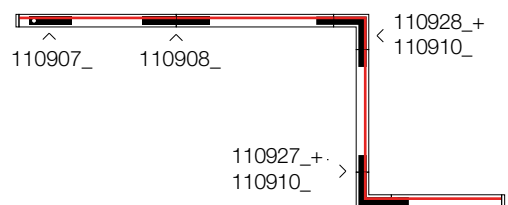
TRACK COVER
 Optional. To be used with linear LED modules.

	<input type="checkbox"/>	<input checked="" type="checkbox"/>	L (mm)	Euro CHF
110941._	01	02	2000	11,00

Esempio con testata DX / Right end feed example



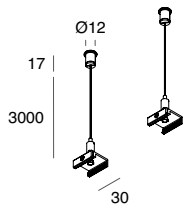
Esempio con testata SX / Left end feed example



FORTY8 TRACK

PLAFONE/SOSPENSIONE DEEP
CEILING/SUSPENSION DEEP

ACCESSORI ACCESSORIES

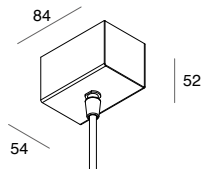
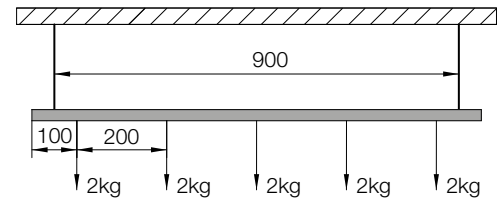


CAVI DI SOSPENSIONE (2 pz)
Vedere schema dei carichi per la quantità di sospensioni

SUSPENSION CABLES (2 pcs)
See load scheme for quantity of suspensions

	□	■	L (mm)	Euro CHF
110913 ._._	01	02	3000	34,75

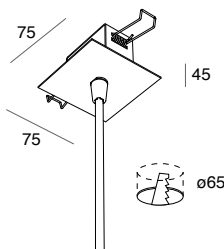
Carico massimo
Maximum load



ROSONE PER BINARIO A SOSPENSIONE
ALIMENTAZIONE REMOTA
Rosone a plafone.
Cavo con guaina in tinta con l'apparecchio 4x1,5mm². Alimentazione di testa destra inclusa. Alimentatore 48V da ordinare a parte.

CANOPY FOR SUSPENDED TRACK
REMOTE DRIVER
Ceiling canopy. Cable 4x1,5mm² with matching sheath. End feed and driver 48V to be ordered separately.

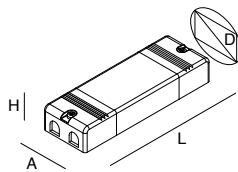
	□	■	L (mm)	Euro CHF
110930 ._._	01	02	3000	78,75



ROSONE PER BINARIO A SOSPENSIONE
ALIMENTAZIONE REMOTA
Rosone ad incasso in controsoffitto di spessore 5-15mm. Cavo con guaina in tinta con l'apparecchio 4x1,5mm². Alimentazione di testa e alimentatore 48V da ordinare a parte.

CANOPY FOR SUSPENDED TRACK REMOTE DRIVER
Recessed canopy for 5-15mm thickness plasterboard. Cable 4x1,5mm² with matching sheath. End feed and driver 48V to be ordered separately.

	□	■	L (mm)	Euro CHF
110931 ._._	01	02	3000	82,00



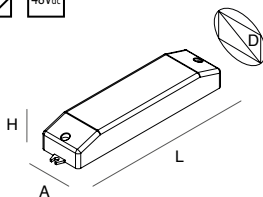
ALIMENTATORE ELETTRONICO
STABILIZZATO 48V 220-240V 50/60 Hz
Per gestione DALI prevedere opportuna centralina DALI, o interfacce 105926.99/105924.99/105925.99 o DALI repeater 18906.99.

ELECTRONIC STABILIZED DRIVER 48V
220-240V 50/60 Hz
For DALI control provide a DALI control system, or interfaces 105926.99/105924.99/105925.99 or DALI repeater 18906.99.

	A (mm)	D (mm)	H (mm)	L (mm)	IP	Euro CHF
* 101344.99	150W	38	49	30	227 20	41,25
* 101313.99	320W	90	100	45	252 65	275,75

Potenza reale apparecchi / Fixtures input power

Opal LED	30W	Klimt	5W
Micro-optics	10W / 30W	Mir	8W
Mini Tube	9W	Gala	15W
Sphera	8W	Pablo	12W / 21W / 30W
Conus	9W		



RIPETITORE PER OPTOISOLARE
IL BUS DALI IN INGRESSO
Dispositivo obbligatorio nel caso di utilizzo di CENTRALINA DALI, interfaccia pulsante 105926.99 o DALI repeater 18906.99. Vedi sezione Gestione Luce.

REPEATER TO OPTO-INSULATE
THE BUS DALI INPUT SIGNAL
Mandatory in case of using DALI CONTROL UNIT, button interface 105926.99 or DALI repeater 18906.99. See section Light Management

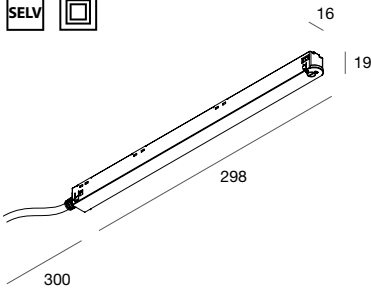
	A (mm)	D (mm)	H (mm)	L (mm)	Euro CHF
101320.99	42	51	29	180	196,00

Prevederne uno per ogni generatore di segnale DALI.
Vedi schema a pag. 526
Provide one for each DALI signal generator.
See diagram on pag. 526

FORTY8 TRACK

PLAFONE/SOSPENSIONE DEEP
CEILING/SUSPENSION DEEP

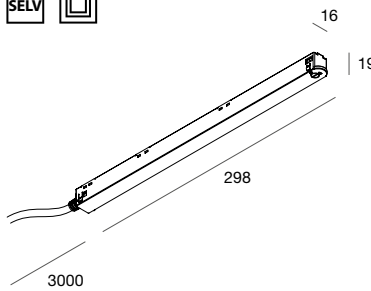
ACCESSORI ACCESSORIES



ALIMENTATORE ELETTRONICO
STABILIZZATO 48V 220-240V 50/60 Hz
Provisto di contatti per installazione su binario
Forty8 Track montato a PLAFONE o INCASSO
e cablaggio passante per il BUS DALI.
Cavo a 4 poli (2x0,75 mm² + 2x0,3 mm²)
L.300 mm incluso.
Per gestione DALI prevedere opportuna
centralina DALI o interfaccia
105924.99/105925.99/105926.99
o DALI Repeater 18906.99.

	<input type="checkbox"/>	<input checked="" type="checkbox"/>	A (mm)	H (mm)	L (mm)	Euro CHF	
101340. __	01	02	100W	16	19	298	98,00

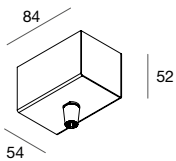
ELECTRONIC STABILIZED
DRIVER 48V 220-240V 50/60 Hz
Equipped with wiring for installation on
CEILING or RECESSED mounted Forty8 Track
and through wiring for the DALI BUS. 4 poles
cable (2x0,75 mm² + 2x0,3 mm²) L.300 mm
included.
For DALI control provide a DALI
control system, or interfaces
105924.99/105925.99/105926.99
or DALI repeater 18906.99.



ALIMENTATORE ELETTRONICO
STABILIZZATO 48V 220-240V 50/60 Hz
Provisto di contatti per installazione su binario
Forty8 Track montato a SOSPENSIONE
e cablaggio passante per il BUS DALI.
Cavo a 4 poli (2x0,75 mm² + 2x0,3 mm²)
L.3000 mm incluso.
Per gestione DALI prevedere opportuna
centralina DALI o interfaccia
105924.99/105925.99/105926.99 o DALI
Repeater 18906.99.

	<input type="checkbox"/>	<input checked="" type="checkbox"/>	A (mm)	H (mm)	L (mm)	Euro CHF	
101341. __	01	02	100W	16	19	298	102,50

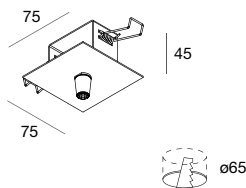
ELECTRONIC STABILIZED DRIVER 48V
220-240V 50/60 Hz
Equipped with wiring for installation on
SUSPENSION mounted Forty8 Track and
through wiring for the DALI BUS. 4 poles cable
(2x0,75 mm² + 2x0,3 mm²) L.3000 mm included.
For DALI control provide a DALI
control system, or interfaces
105924.99/105925.99/105926.99 or DALI
repeater 18906.99.



ROSONE PER BINARIO A SOSPENSIONE
Rosone a plafone. Per utilizzo con alimentatore
installato su binario 101341. __ .
Senza cavo di alimentazione.

	<input type="checkbox"/>	<input checked="" type="checkbox"/>	Euro CHF
110944. __	01	02	59,00

CANOPY FOR SUSPENDED TRACK
Ceiling canopy. To be used with track
mounted driver 101341. __ .
Without power cable.



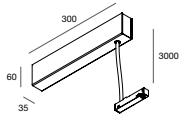
ROSONE PER BINARIO A SOSPENSIONE
Rosone ad incasso in controsoffitto
di spessore 5-15 mm.
Per utilizzo con alimentatore installato
su binario 101341. __ .
Senza cavo di alimentazione.

	<input type="checkbox"/>	<input checked="" type="checkbox"/>	Euro CHF
110945. __	01	02	68,75

CANOPY FOR SUSPENDED TRACK
Recessed canopy for 5-15mm
thickness plasterboard.
To be used with track mounted
driver 101341. __ .
Without power cable.

FORTY8 TRACK

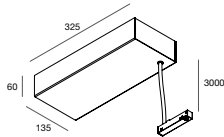
DRIVER BOX



BOX PER BINARIO A SOSPENSIONE
CON ALIMENTAZIONE INTEGRATA 96W
48V 220-240V 50/60Hz
Box a plafone. Cavo con guaina in tinta con
l'apparecchio 4x0,5mm². Alimentazione di
testa destra inclusa.

BOX FOR SUSPENDED TRACK
WITH INTEGRATED DRIVER 96W
48V 220-240V 50/60Hz
Ceiling box. Cable 4x0,5mm² with matching
sheath. Right end feed included.

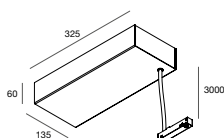
	<input type="checkbox"/>	<input checked="" type="checkbox"/>	A (mm)	H (mm)	L (mm)	Euro CHF	
110934_..	01	02	96W	35	60	300	272,25



BOX PER BINARIO A SOSPENSIONE
CON ALIMENTAZIONE INTEGRATA 320W
48V 220-240V 50/60Hz
Box a plafone. Cavo con guaina in tinta con
l'apparecchio 4x1,5mm². Alimentazione di
testa destra inclusa.

BOX FOR SUSPENDED TRACK
WITH INTEGRATED DRIVER 320W
48V 220-240V 50/60Hz
Ceiling box. Cable 4x1,5mm² with matching
sheath. Right end feed included.

	<input type="checkbox"/>	<input checked="" type="checkbox"/>	A (mm)	H (mm)	L (mm)	Euro CHF	
110937_..	01	02	320W	135	60	325	393,25

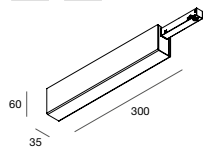


BOX PER BINARIO A SOSPENSIONE
CON ALIMENTAZIONE INTEGRATA 150W
48V 220-240V 50/60Hz
+ OPTOISOLATORE + CENTRALINA DALI
LIGHT IOT

Box a plafone. Cavo con guaina in tinta con
l'apparecchio 4x0,5mm². Alimentazione di
testa destra inclusa.

BOX FOR SUSPENDED TRACK
WITH INTEGRATED DRIVER 150W
48V 220-240V 50/60Hz
+ OPTOINSULATOR + DALI LIGHT IOT
CONTROL UNIT
Ceiling box. Cable 4x0,5mm² with matching
sheath. Right end feed included.

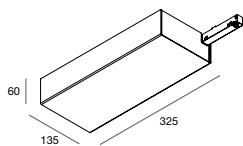
	<input type="checkbox"/>	<input checked="" type="checkbox"/>	A (mm)	H (mm)	L (mm)	Euro CHF	
110940_..	01	02	150W	135	60	325	723,25



BOX PER BINARIO A PLAFONE
INIZIO LINEA
CON ALIMENTAZIONE INTEGRATA 96W
48V 220-240V 50/60Hz
Box a plafone. Alimentazione di testa destra
inclusa.

BOX FOR CEILING TRACK
START-OF-LINE
WITH INTEGRATED DRIVER 96W
48V 220-240V 50/60Hz
Ceiling box. Right end feed included.

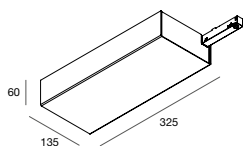
	<input type="checkbox"/>	<input checked="" type="checkbox"/>	A (mm)	H (mm)	L (mm)	Euro CHF	
110932_..	01	02	96W	35	60	300	242,00



BOX PER BINARIO A PLAFONE
INIZIO LINEA
CON ALIMENTAZIONE INTEGRATA 320W
48V 220-240V 50/60Hz
Box a plafone. Alimentazione di testa destra
inclusa.

BOX FOR CEILING TRACK
START-OF-LINE
WITH INTEGRATED DRIVER 320W
48V 220-240V 50/60Hz
Ceiling box. Right end feed included.

	<input type="checkbox"/>	<input checked="" type="checkbox"/>	A (mm)	H (mm)	L (mm)	Euro CHF	
110935_..	01	02	320W	135	60	325	363,75



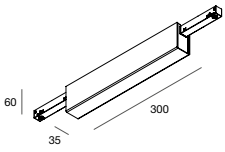
BOX PER BINARIO A PLAFONE
INIZIO LINEA
CON ALIMENTAZIONE INTEGRATA 150W
48V 220-240V 50/60Hz
+ OPTOISOLATORE + CENTRALINA DALI
LIGHT IOT
Box a plafone. Alimentazione di testa destra
inclusa.

BOX FOR CEILING TRACK
START-OF-LINE
WITH INTEGRATED DRIVER 150W
48V 220-240V 50/60Hz
+ OPTOINSULATOR + DALI LIGHT IOT
CONTROL UNIT
Ceiling box. Right end feed included.

	<input type="checkbox"/>	<input checked="" type="checkbox"/>	A (mm)	H (mm)	L (mm)	Euro CHF	
110938_..	01	02	150W	135	60	325	693,00

FORTY8 TRACK

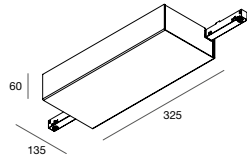
DRIVER BOX



BOX PER BINARIO A PLAFONE CENTRALE
 CON ALIMENTAZIONE INTEGRATA 96W
 48V 220-240V 50/60Hz
 Box a plafone. 2 Alimentazione di testa destra e sinistra incluse.

BOX FOR CEILING TRACK
 MID-LINE
 WITH INTEGRATED DRIVER 96W
 48V 220-240V 50/60Hz
 Ceiling box. 2 Right and left end feeds included.

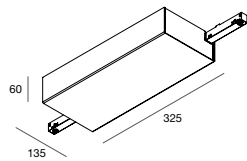
	□	■	A (mm)	H (mm)	L (mm)	Euro CHF	
110933._	01	02	96W	35	60	300	271,75



BOX PER BINARIO A PLAFONE CENTRALE
 CON ALIMENTAZIONE INTEGRATA 320W
 48V 220-240V 50/60Hz
 Box a plafone. 2 Alimentazione di testa destra e sinistra incluse.

BOX FOR CEILING TRACK
 MID-LINE
 WITH INTEGRATED DRIVER 320W
 48V 220-240V 50/60Hz
 Ceiling box. 2 Right and left end feeds included.

	□	■	A (mm)	H (mm)	L (mm)	Euro CHF	
110936._	01	02	320W	135	60	325	392,75



BOX PER BINARIO A PLAFONE CENTRALE
 CON ALIMENTAZIONE INTEGRATA 150W
 48V 220-240V 50/60Hz
 + OPTOISOLATORE + CENTRALINA DALI LIGHT IOT
 Box a plafone. 2 Alimentazione di testa destra e sinistra incluse.

BOX FOR CEILING TRACK
 MID-LINE
 WITH INTEGRATED DRIVER 150W
 48V 220-240V 50/60Hz
 + OPTOINSULATOR + DALI LIGHT IOT CONTROL UNIT
 Ceiling box. 2 Right and left end feeds included.

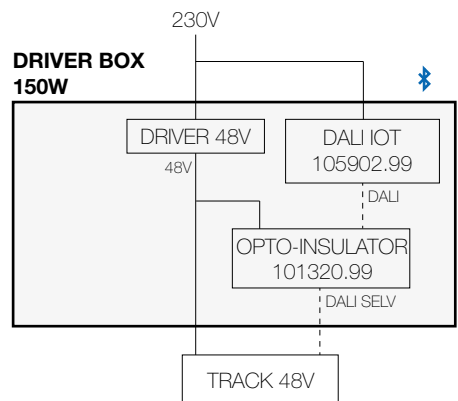
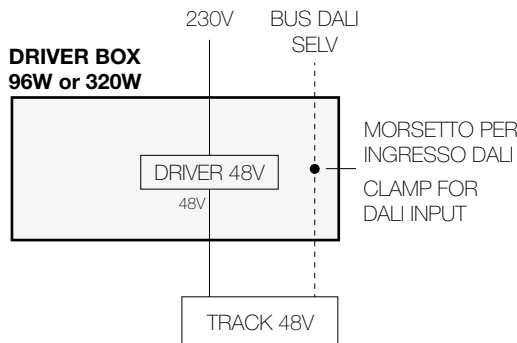
	□	■	A (mm)	H (mm)	L (mm)	Euro CHF	
110939._	01	02	150W	135	60	325	717,25

GESTIONE CON DRIVER BOX / MANAGEMENT WITH DRIVER BOX

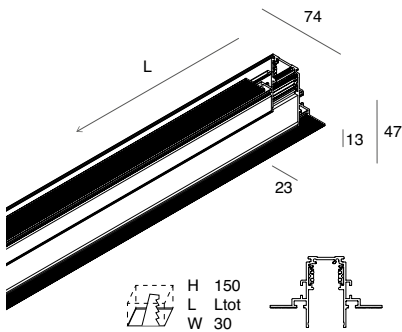
BOX CON ALIMENTAZIONE 48V INTEGRATA E PREDISPOSIZIONE PER INGRESSO DALI
 Utilizzabile in gestione on-off o con un sistema di gestione della dimmerazione remoto

BOX WITH INTEGRATED 48V DRIVER AND PREDISPOSITION FOR DALI INPUT
 Can be used in on-off management or with a remote dimming management system

BOX CON ALIMENTAZIONE 48V E CENTRALINA DALI LIGHT IOT INTEGRATE
 BOX WITH 48V DRIVER AND INTEGRATED DALI LIGHT IOT CONTROL UNIT



FORTY8 TRACK INCASSO RECESSED



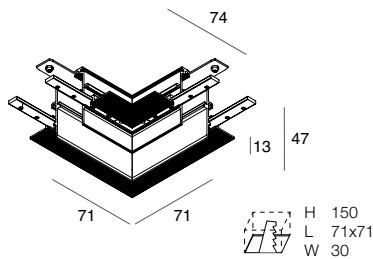
	□	■	L (mm)	Euro CHF
110915. __	01	02	1000	70,00
110916. __	01	02	2000	120,50
110917. __	01	02	3000	154,75

BINARIO ELETRIFICATO LINEARE 48V

Per installazione ad incasso a rasamento su cartongesso di spessore 12,5mm.
Testate terminali, giunti lineari, alimentazione per binario e accessori per pendinare da ordinare a parte.

LINEAR ELECTRIFIED TRACK 48V

For frameless recessed installation on 12,5mm thickness plasterboard.
End caps, linear joints, track end feed and accessories for hanging to be ordered separately.
No accessory required for ceiling installation.



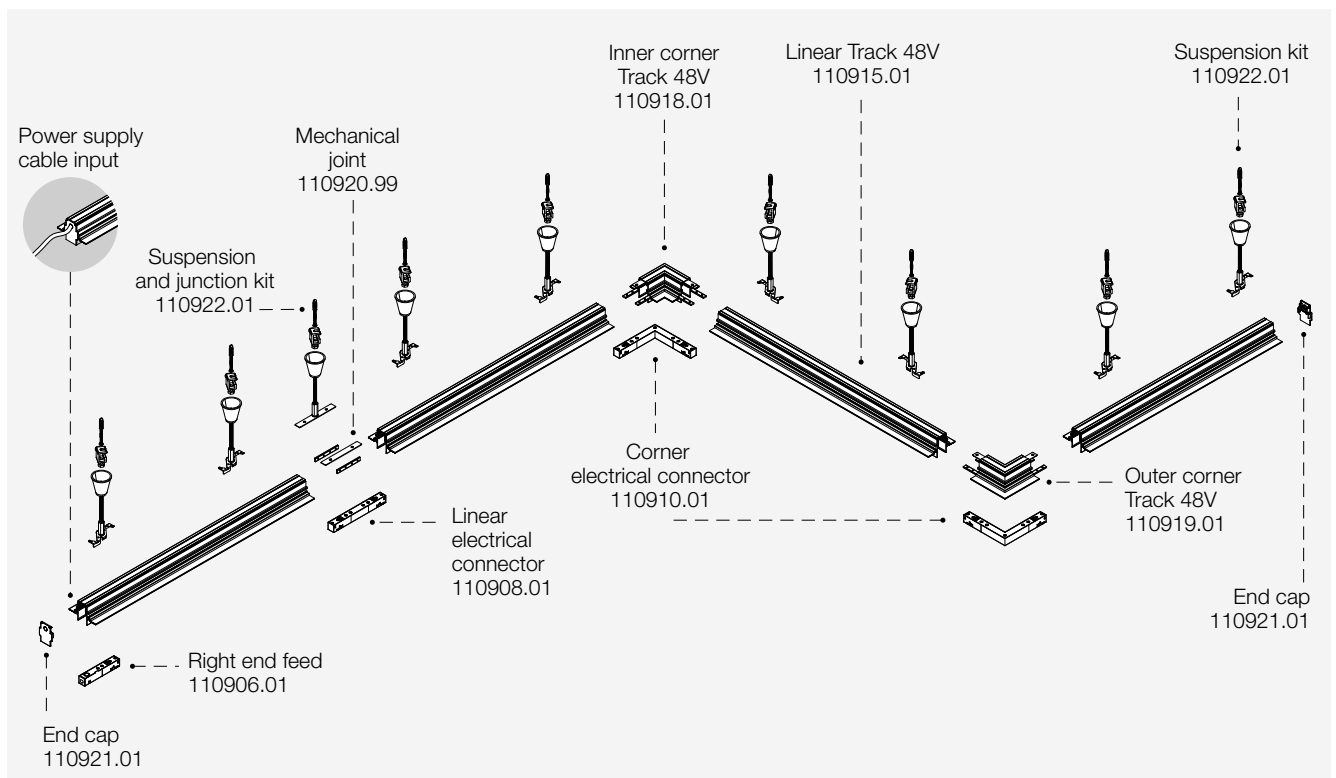
	□	■	VERSION	Euro CHF
110918. __	01	02	interno/inner	29,75
110919. __	01	02	esterno/outer	29,75

BINARIO ANGOLARE 48V

Per installazione ad incasso a rasamento su cartongesso di spessore 12,5mm.
Giunti meccanici inclusi. Giunto elettrico angolare da ordinare a parte.

CORNER TRACK 48V

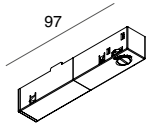
For frameless recessed installation on 12,5mm thickness plasterboard.
Mechanical joints included. Corner electrical connector to be ordered separately.



FORTY8 TRACK

INCASSO
RECESSED

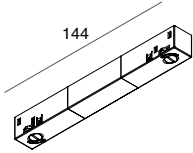
ACCESSORI ACCESSORIES



MODULO DI ALIMENTAZIONE
Posizionamento libero lungo il binario
max 8A

POWER ENTRY MODULE
Free positioning along the track
max 8A

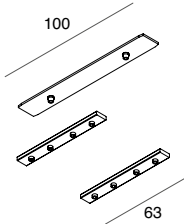
	<input type="checkbox"/>	<input checked="" type="checkbox"/>	VERSION	Euro CHF
110906._	01	02	destra / right	15,00
110907._	01	02	sinistra / left	15,00



GIUNTO ELETTRIFICATO LINEARE
Non alimentabile.
Giunto meccanico da ordinare a parte.

LINEAR ELECTRICAL CONNECTOR
No power entry.
Mechanical joint to be ordered separately.

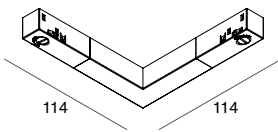
	<input type="checkbox"/>	<input checked="" type="checkbox"/>		Euro CHF
110908._	01	02		23,25



GIUNTI MECCANICI
Per binario lineare. Giunto elettrificato lineare da ordinare a parte.

MECHANICAL JOINTS
For linear track. Linear electrical connector to be ordered separately.

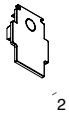
				Euro CHF
110920.99				9,50



GIUNTO ELETTRIFICATO ANGOLARE
Non alimentabile.
Binario angolare da ordinare a parte.

CORNER ELECTRICAL CONNECTOR
No power entry.
Corner track to be ordered separately.

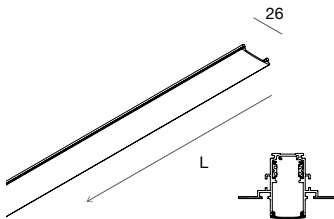
	<input type="checkbox"/>	<input checked="" type="checkbox"/>		Euro CHF
110910._	01	02		26,50



TESTATA TERMINALE (1 pz)
Da prevedere ad inizio e fine composizione.
Provvista di pretranciatura in caso di ingresso cavo alimentazione laterale.
Per necessita di isolamento elettrico aggiungere una testata anche nel caso di taglio dei binari e montaggio in fila continua con alimentazioni diverse.

	<input type="checkbox"/>	<input checked="" type="checkbox"/>		Euro CHF
110921._	01	02		1,75

END CAP (1 pc)
To be provided at the beginning and end of composition. Provided with pre-notch in case of the power cable is inserted laterally.
For need of electrical insulation, add 1 end cap also when cutting and putting in continuity two pieces of track with different current input.



COVER COPRI BINARIO
Opzionale. Da usare con moduli LED lineari.

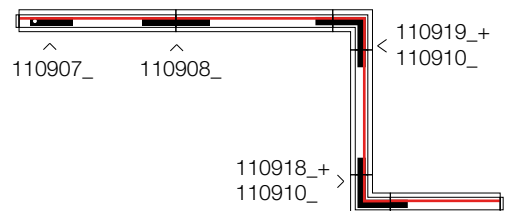
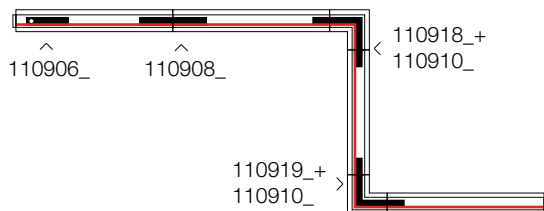
TRACK COVER
Optional. To be used with linear LED modules.

	<input type="checkbox"/>	<input checked="" type="checkbox"/>	L (mm)	Euro CHF
110941._	01	02	2000	11,00

Esempio con testata DX / Right end feed example

Esempio con testata SX / Left end feed example

Polarità / Polarity

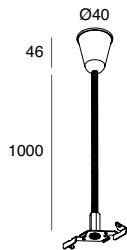


Vista dall'alto / Top view

FORTY8 TRACK

INCASSO
RECESSED

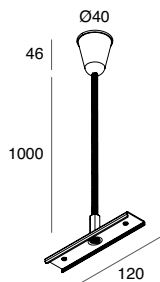
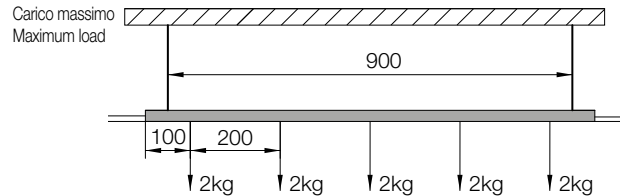
ACCESSORI
ACCESSORIES



KIT DI SOSPENSIONE PER BINARIO INCASSO (1pz)
Per il fissaggio del binario al soffitto portante. Completo di fissaggi, rosone e di barra filettata M6 L.1000 mm tagliabile in opera. Vedere schema dei carichi per la quantità di sospensioni.

SUSPENSION KIT FOR RECESSED TRACK (1pc)
To fix the track to the load bearing ceiling. Complete with hooks, canopy and threaded rod M6 L.1000mm cuttable on site. See load scheme for quantity of suspensions.

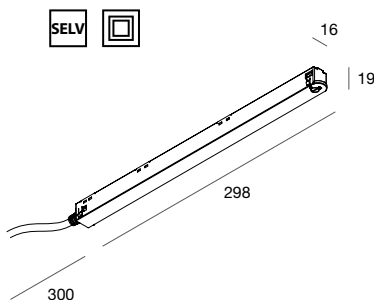
		L (mm)	Euro CHF
110922...	02	1000	15,00



KIT DI SOSPENSIONE E GIUNZIONE PER BINARIO INCASSO (1pz)
Per il fissaggio del binario al soffitto portante ed unione binari in fila continua. Completo di fissaggi, rosone e di barra filettata M6 L.1000 mm tagliabile in opera. Vedere schema dei carichi per la quantità di sospensioni.

SUSPENSION AND JUNCTION KIT FOR RECESSED TRACK (1pc)
To fix the track to the load bearing ceiling and tracks joining in continuous line. Complete with hooks, canopy and threaded rod M6 L.1000mm cuttable on site. See load scheme for quantity of suspensions.

		L (mm)	Euro CHF
110923...	02	1000	17,75

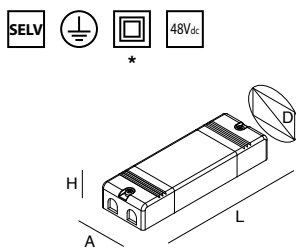


ALIMENTATORE ELETTRONICO STABILIZZATO 48V 220-240V 50/60 Hz
Provisto di contatti per installazione su binario Forty8 Track montato a PLAFONE o INCASSO e cablaggio passante per il BUS DALI. Cavo a 4 poli (2x0,75 mm² + 2x0,3 mm²) L.300 mm incluso.

ELECTRONIC STABILIZED DRIVER 48V 220-240V 50/60 Hz
Equipped with wiring for installation on CEILING or RECESSED mounted Forty8 Track and through wiring for the DALI BUS. 4 poles cable (2x0,75 mm² + 2x0,3 mm²) L.300 mm included.

		A (mm)	H (mm)	L (mm)	Euro CHF	
101340...	01 02	100W	16	19	298	98,00

Per gestione DALI prevedere opportuna centralina DALI o interfaccia 105924.99/105925.99/105926.99 o DALI Repeater 18906.99. For DALI control provide a DALI control system, or interfaces 105924.99/105925.99/105926.99 or DALI repeater 18906.99.



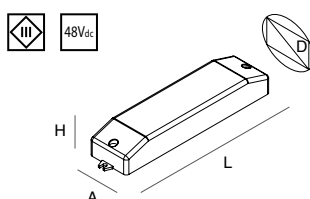
ALIMENTATORE ELETTRONICO STABILIZZATO 48V 220-240V 50/60 Hz
Per gestione DALI prevedere opportuna centralina DALI, o interfaccia 105926.99/105924.99/105925.99 o DALI repeater 18906.99.

ELECTRONIC STABILIZED DRIVER 48V 220-240V 50/60 Hz
For DALI control provide a DALI control system, or interfaces 105926.99/105924.99/105925.99 or DALI repeater 18906.99.

		A (mm)	D (mm)	H (mm)	L (mm)	IP	Euro CHF
* 101344.99	150W	38	49	30	227	20	41,25
101313.99	320W	90	100	45	252	65	275,75

Potenza reale apparecchi / Fixtures input power

Opal LED	30W	Klimt	5W
Micro-optics	10W / 30W	Mir	8W
Mini Tube	9W	Gala	15W
Sphera	8W	Pablo	12W / 21W / 30W
Conus	9W		



RIPETITORE PER OPTOISOLARE IL BUS DALI IN INGRESSO
Dispositivo obbligatorio nel caso di utilizzo di CENTRALINA DALI, interfaccia pulsante 105926.99 o DALI repeater 18906.99. Vedi sezione Gestione Luce.

REPEATER TO OPTO-INSULATE THE BUS DALI INPUT SIGNAL
Mandatory in case of using DALI CONTROL UNIT, button interface 105926.99 or DALI repeater 18906.99. See section Light Management.

		A (mm)	D (mm)	H (mm)	L (mm)	Euro CHF
101320.99	42	51	29	180	196,00	

Prevederne uno per ogni generatore di segnale DALI. Vedi schema a pag. 526 Provide one for each DALI signal generator. See diagram on pag. 526



FORTY8 TRACK

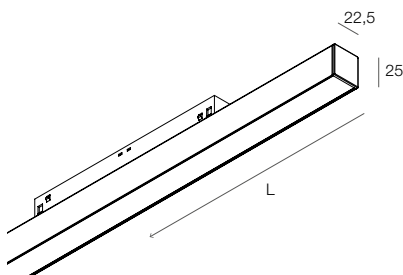

MODULI LED LINEARI

LINEAR LED MODULES



Provisti di adattatori per binario FORTY8, ad inserimento meccanico rapido a scatto.
Alimentatore 48V per il binario e sistema di gestione da ordinare a parte.

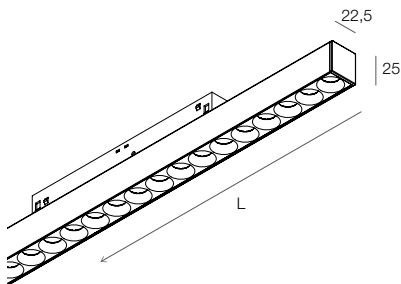
Complete with adaptors for FORTY8 track, for quick clicking-in installation.
48V driver for track and management system to be ordered separately.



MODULO LED OPALE 48V

Schermo diffusore opale incluso.
OPAL LED MODULE 48V
Opal diffuser included.

DALI		2700K		L (mm)		Euro CHF	
724	25W	108579...	<input type="checkbox"/> 01	<input checked="" type="checkbox"/> 02	1605 lm	1493 lm	247,00
3000K		L (mm)		Euro CHF			
724	25W	108580...	<input type="checkbox"/> 01	<input checked="" type="checkbox"/> 02	1710 lm	1591 lm	247,00
4000K		L (mm)		Euro CHF			
724	25W	108581...	<input type="checkbox"/> 01	<input checked="" type="checkbox"/> 02	1862 lm	1732 lm	247,00



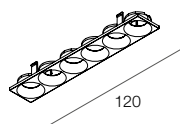
MODULO LED MICRO OTTICHE 48V

Riflettore da ordinare a parte.

MICRO-OPTICS LED MODULE 48V

Reflector to be ordered separately.

DALI		2700K		L (mm)		Euro CHF	
244	9W	108582...	<input type="checkbox"/> 01	<input checked="" type="checkbox"/> 02	vedi tabella riflettori - see reflectors table		143,00
724	25W	108585...	<input type="checkbox"/> 01	<input checked="" type="checkbox"/> 02	vedi tabella riflettori - see reflectors table		229,50
3000K		L (mm)		Euro CHF			
244	9W	108583...	<input type="checkbox"/> 01	<input checked="" type="checkbox"/> 02	vedi tabella riflettori - see reflectors table		143,00
724	25W	108586...	<input type="checkbox"/> 01	<input checked="" type="checkbox"/> 02	vedi tabella riflettori - see reflectors table		229,50
4000K		L (mm)		Euro CHF			
244	9W	108584...	<input type="checkbox"/> 01	<input checked="" type="checkbox"/> 02	vedi tabella riflettori - see reflectors table		143,00
724	25W	108587...	<input type="checkbox"/> 01	<input checked="" type="checkbox"/> 02	vedi tabella riflettori - see reflectors table		229,50



UGR <19 *

RIFLETTORE PER MICRO OTTICHE

Accessorio obbligatorio.

REFLECTOR FOR MICRO-OPTICS

Mandatory accessory.

L (mm)	n° OPTICS					Euro CHF	
244	2x120mm 50°	108588...	<input type="checkbox"/> 01	<input checked="" type="checkbox"/> 02	<input type="checkbox"/> 04	<input type="checkbox"/> 18	10,50
724	6x120mm 50°	108589...	<input type="checkbox"/> 01	<input checked="" type="checkbox"/> 02	<input type="checkbox"/> 04	<input type="checkbox"/> 18	28,75

FINISH	L (mm)	2700K	3000K	4000K
<input type="checkbox"/> 01 Bianco - White	244mm	771 lm	838 lm	838 lm
	724mm	2100 lm	2285 lm	2285 lm
* <input checked="" type="checkbox"/> 02 Nero - Black	244mm	684 lm	743 lm	743 lm
	724mm	1860 lm	2024 lm	2024 lm
* <input type="checkbox"/> 04 Brunito - Brunished	244mm	734 lm	798 lm	798 lm
	724mm	1998 lm	2175 lm	2175 lm
* <input type="checkbox"/> 18 Oro rosso - Red Gold	244mm	732 lm	795 lm	795 lm
	724mm	1991 lm	2167 lm	2167 lm

FORTY8 TRACK

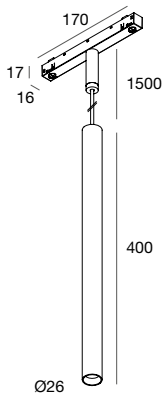
SOSPENSIONI

SUSPENSIONS



Proviste di adattatori per binario FORTY8 a bloccaggio meccanico manuale. Cavo di alimentazione/sospensione con protezione in treccia, tagliabile in opera, in tinta con l'apparecchio. Alimentatore 48V per il binario e sistema di gestione da ordinare a parte.

Provided with adapters for FORTY8 track, with manual mechanical locking system. Suspension/power supply cable protected by braid, cuttable on site, matching the luminaire. 48V driver for track and management system to be ordered separately.



MINI TUBE 48V

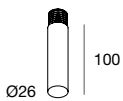
Corpo in lega di alluminio verniciata, sorgente LED arretrata, lente 30° in PMMA.

MINI TUBE 48V

Body made of painted aluminium alloy, recessed LED source, PMMA lens 30°.

DALI

	2700K	3000K	4000K	<input type="checkbox"/>	<input checked="" type="checkbox"/>	Euro CHF
7W	469 lm	499 lm	519 lm	01	02	202,00



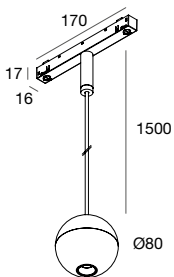
DIFFUSORE CILINDRICO DECORATIVO

Accessorio opzionale.

DECORATIVE CYLINDRICAL DIFFUSER

Optional accessory.

	L (mm)	Euro CHF
108528.99	100	7,75



SPHERA 48V

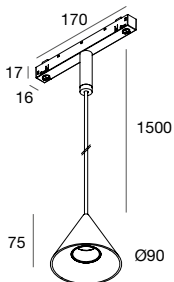
Corpo in lega di alluminio verniciata. Emissione diretta con sorgente LED arretrata e lente 35° in PMMA. Emissione indiretta con diffusore opale.

SPHERA 48V

Body in painted aluminium alloy. Direct emission with back LED source and lens 35° in PMMA. Indirect emission with opal diffuser.

DALI

	2700K	3000K	4000K	<input type="checkbox"/>	<input checked="" type="checkbox"/>	Euro CHF
6W	527 lm	561 lm	583 lm	01	02	277,75



CONUS 48V

Corpo in lega di alluminio verniciata, sorgente LED arretrata, lente 50° in PMMA.

CONUS 48V

Body made of painted aluminium alloy, recessed LED source, PMMA lens 50°.

DALI

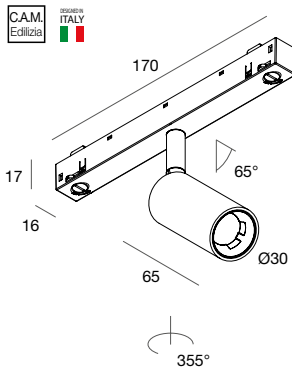
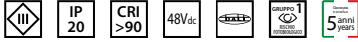
	2700K	3000K	4000K	<input type="checkbox"/>	<input checked="" type="checkbox"/>	Euro CHF
7W	436 lm	464 lm	482 lm	01	02	267,50

FORTY8 LED SPOT



Provisti di adattatori per binario FORTY8, a bloccaggio meccanico manuale. Alimentatore 48V per il binario e sistema di gestione da ordinare a parte.

Provided with adapters for FORTY8 track, with manual mechanical locking system. 48V driver for track and management system to be ordered separately.



KLIMT SPOT 48V

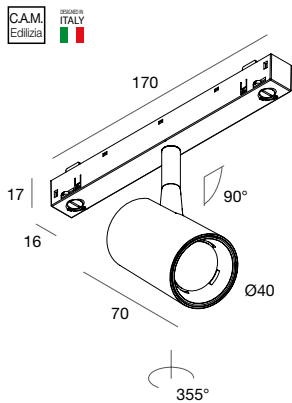
Corpo in lega di alluminio pressofuso verniciato, riflettore nero satinato.

KLIMT SPOT 48V

Body made of painted die-cast aluminium alloy, black satin reflector.

DALI

		2700K	3000K	4000K	01	02	20	21	Euro CHF
3W	25°	244 lm	108544...	261 lm	108546...	281 lm	108548...		204,25
3W	40°	266 lm	108545...	284 lm	108547...	305 lm	108549...		204,25



MIR SPOT 48V

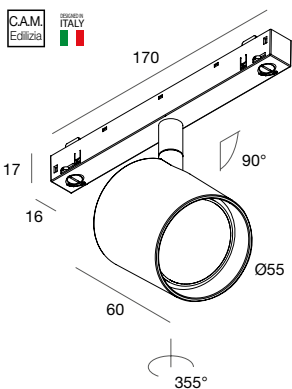
Corpo in lega di alluminio pressofuso verniciato, lente in policarbonato e riflettore nero satinato.

MIR SPOT 48V

Body made of painted die-cast aluminium alloy, polycarbonate lens and black satin reflector.

DALI

		2700K	3000K	4000K	01	02	20	21	Euro CHF
6W	20°	475 lm	108550...	475 lm	108552...	527 lm	108554...		196,50
6W	40°	485 lm	108551...	485 lm	108553...	539 lm	108555...		196,50



GALA SPOT 48V

Corpo in lega di alluminio pressofuso verniciato, lente in policarbonato.

GALA SPOT 48V

Body made of painted die-cast aluminium alloy, polycarbonate lens

DALI

		2700K	3000K	4000K	01	02	Euro CHF	
13W	14°	1014 lm	108556...	1065 lm	108558...	1160 lm	108560...	199,75
13W	34°	1072 lm	108557...	1115 lm	108559...	1226 lm	108561...	199,75



SCHERMO A NIDO D'APE anti-abbagliamento Ø 50 mm

1018A4.02

Euro | CHF

21,00

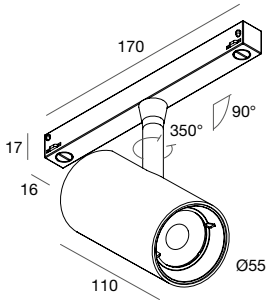
HONEYCOMB ANTI-GLARE ACCESSORY Ø 50 mm

PABLO SPOT 48V

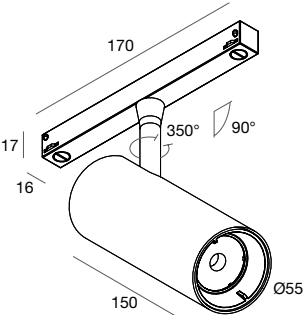
Corpo In lega di alluminio estruso verniciato, lente in policarbonato, riflettore in tecnopolimero in tinta con l'apparecchio. Ottica 38°, lenti opzionali con fascio 15° e 55°.

PABLO SPOT 48V

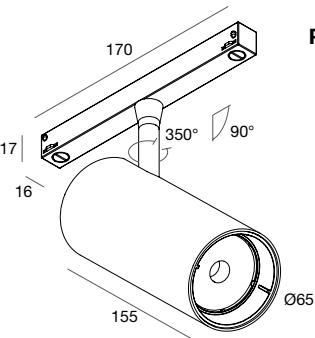
Body made of painted extruded aluminium alloy, polycarbonate lens, technopolymer reflector to match the luminaire. Optic 38°, optional lenses with beam 15° and 55°.



PABLO 9W



PABLO 19W

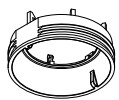


PABLO 26W

DALI		2700K		3000K		4000K		□	■	Euro CHF
9W	38°	1013 lm	108535...	1078 lm	108536...	1189 lm	108537...	01	02	164,00

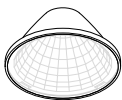
DALI		2700K		3000K		4000K		□	■	Euro CHF
19W	38°	1552 lm	108538...	1651 lm	108539...	1767 lm	108540...	01	02	180,50

DALI		2700K		3000K		4000K		□	■	Euro CHF
26W	38°	2215 lm	108541...	2356 lm	108542...	2546 lm	108543...	01	02	185,50

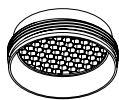


ANELLO DECORATIVO ORO
opzionale

DECORATIVE GOLD RING
optional



LENTI OPZIONALI
OPTIONAL LENSES



SCHERMO A NIDO D'APE
anti-abbagliamento con ghiera in
alluminio verniciato
HONEYCOMB ANTI-GLARE
ACCESSORY with painted aluminum
ring

■		VERSION		Euro CHF
106128.15		9W		10,25
106109.15		19W		10,75
106110.15		26W		11,25

55°	15°	VERSION		Euro CHF
106126.00	106136.00	9W		6,25
106113.00	106133.00	19W		8,00
106114.00	106134.00	26W		9,75

■		VERSION		Euro CHF
106127.02		9W		9,50
106111.02		19W		10,75
106112.02		26W		12,00



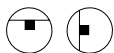


T-48 MINI

Il binario elettrificato diventa un vero e proprio sistema illuminotecnico decorativo dall'aspetto incredibilmente minimale. Il sistema T-48 MINI è il primo TRACK 48V Novalux per installazione su superficie che consente di giocare, su soffitti e pareti, con composizioni di moduli LED lineari opali o con micro ottiche, mini spot LED orientabili e sospensioni decorative ad alta resa cromatica. Il risultato è straordinario.

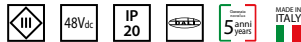
The electrified track becomes a true decorative lighting system with an incredibly minimalist appearance. The T-48 MINI system is the first Novalux 48V TRACK for surface installation that allows you to play, on ceilings and walls, with compositions of linear LED modules with opal diffusers or micro-optics, adjustable LED mini spots and suspension lights with high colour rendering. The result is surprising.

T-48 MINI



Sistema composto da binari elettrificati 48V per installazione a plafone e parete, idoneo per proiettori 48V, moduli LED lineari 48V opali o con micro ottiche UGR<19 e sospensioni decorative.

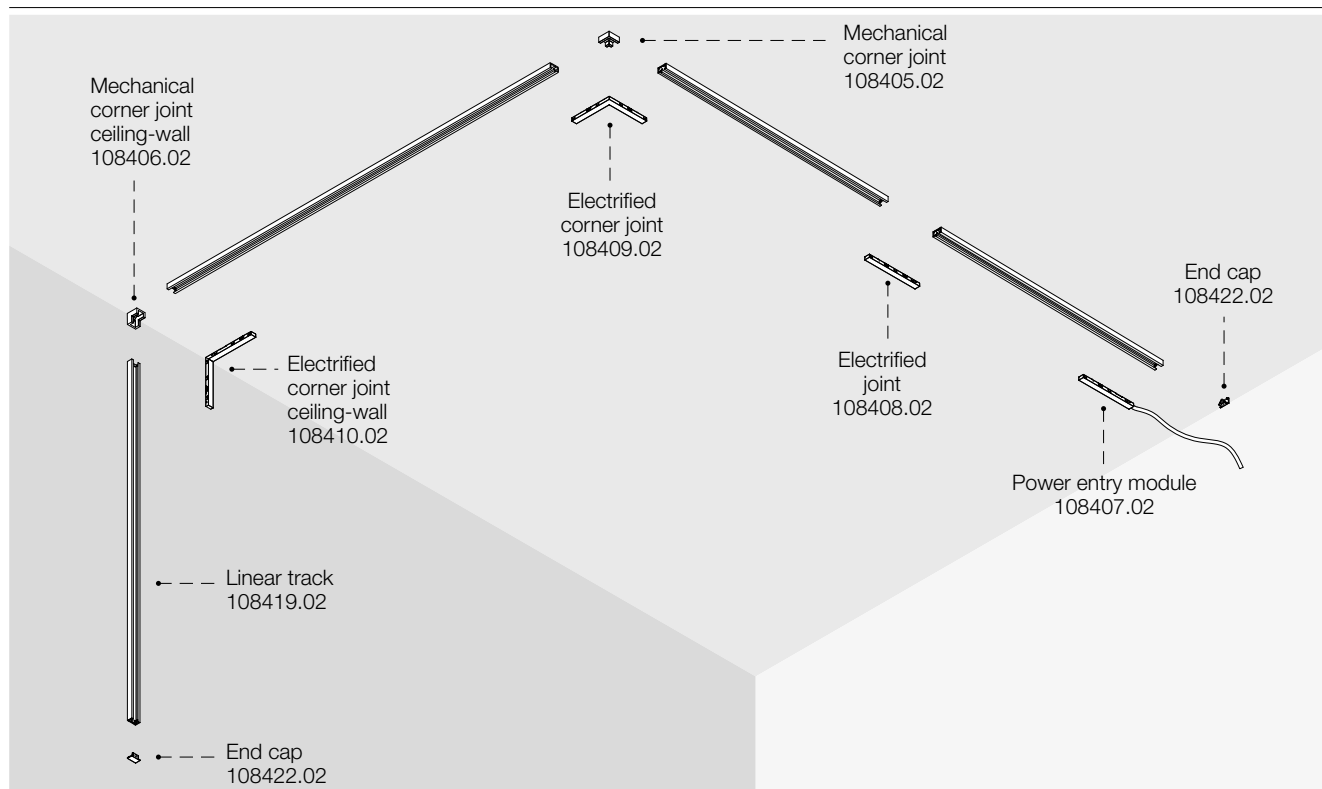
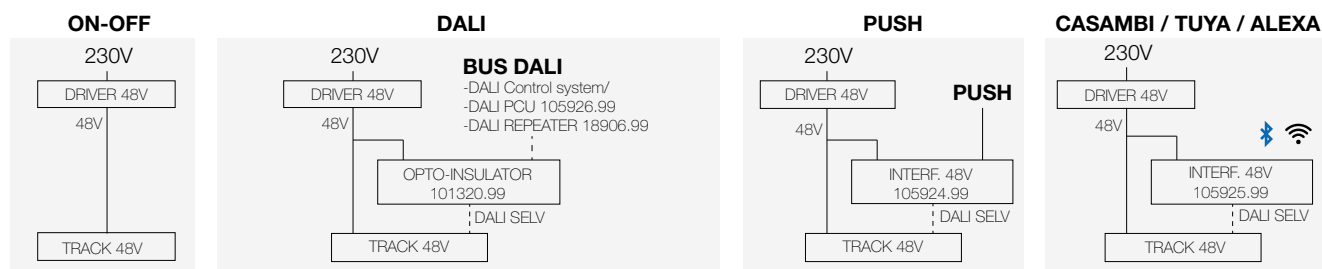
System composed of 48V tracks for ceiling and wall installation, suitable for 48V projectors, 48V opal or micro-optics linear LED modules UGR<19 and 48V decorative pendant luminaires.



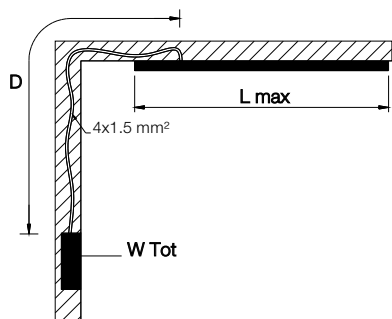
Binario elettrificato a bassa tensione (48V) ad un circuito max 10A 0-60Vdc + D+/D- (per segnale DALI), corpo estruso isolante in polimero nero con conduttori in rame. Gestione ON/OFF con alimentatore 48V. Gestione DALI con alimentatore 48V e opportuna CENTRALINA DALI o interfaccia pulsante 105926.99 o DALI repeater 18906.99. In questa condizione è obbligatorio il dispositivo optoisolatore per convertire il segnale DALI in segnale digitale SELV. Per la gestione PUSH con interfaccia 105924.99 o gestione tramite Casambi/Tuya/Alexa con interfaccia 105925.99, non è obbligatorio l'optoisolatore. Installare sul binario ed interfacce 105924.99/105925.99, esclusivamente alimentatori 48V SELV.

Low-voltage (48V) track of one circuit max 10A 0-60Vdc + D+/D- (for DALI signal), extruded insulating body in black polymer with copper conductors. ON/OFF control with 48V stabilized driver. DALI control with 48V driver and proper DALI CONTROL UNIT or button interface 105926.99 or DALI repeater 18906.99. In this condition it is mandatory to use the opto-insulator to convert the DALI signal to digital SELV signal. In case of PUSH control with interface 105924.99 or control via Casambi/Tuya/Alexa with interface 105925.99, it is not necessary the opto-insulator. On track and interfaces 105924.99/105925.99, it is mandatory to install 48V power supplies only.

GESTIONE CON DISPOSITIVI DA REMOTIZZARE / MANAGEMENT WITH REMOTE DEVICES

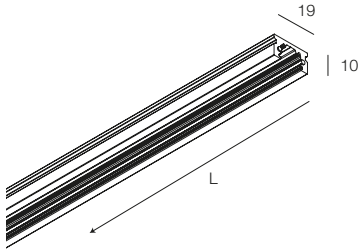


LUNGHEZZE MASSIME DEL BINARIO IN RAPPORTO ALLE POTENZE / MAXIMUM TRACK LENGTHS IN RELATION TO POWER



Binario a plafone e alimentatore remoto
Ceiling track and remote driver

W Tot	D	L max
100 W	5 m	50 m
150 W	5 m	50 m
320 W	5 m	20 m



BINARIO ELETRIFICATO LINEARE 48V
LINEAR ELECTRIFIED TRACK 48V

L (mm)		Euro CHF
1000	108419.02	56,50
2000	108420.02	112,75
3000	108421.02	169,00

T-48 MINI

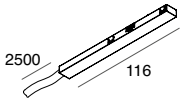
ACCESSORI ACCESSORIES



TESTATA TERMINALE (1 pz)
 Da prevedere a inizio e fine composizione. Per necessità di isolamento elettrico aggiungere una testata anche nel caso di taglio dei binari e montaggio in fila continua con alimentazioni diverse.

108422.02	Euro CHF	7,75
------------------	------------	------

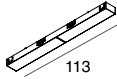
END CAP (1 pc)
 Provide at the beginning and end of composition. For need of electrical insulation, add 1 end cap also when cutting and putting in continuity two pieces of track with different current input.



MODULO DI ALIMENTAZIONE
 Posizionamento libero lungo il binario max 8A

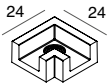
POWER ENTRY MODULE
 Free positioning along the track max 8A

108407.02	Euro CHF	43,75
------------------	------------	-------



GIUNTO LINEARE ELETRIFICATO
ELECTRIFIED STRAIGHT JOINT

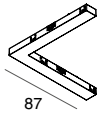
108408.02	Euro CHF	27,25
------------------	------------	-------



GIUNTO ANGOLARE MECCANICO
 Giunto angolare elettrificato da ordinare a parte.

MECHANICAL CORNER JOINT
 Electrified corner joint to be ordered separately.

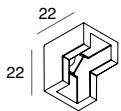
108405.02	Euro CHF	6,75
------------------	------------	------



GIUNTO ANGOLARE ELETRIFICATO
 Giunto angolare meccanico da ordinare a parte.

ELECTRIFIED CORNER JOINT
 Mechanical corner joint to be ordered separately.

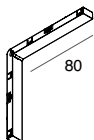
108409.02	Euro CHF	66,25
------------------	------------	-------



GIUNTO ANGOLARE SOFFITTO-PARETE MECCANICO
 Giunto angolare soffitto-parete elettrificato da ordinare a parte.

MECHANICAL CORNER JOINT CEILING-WALL
 Electrified corner joint ceiling-wall to be ordered separately.

108406.02	Euro CHF	6,75
------------------	------------	------

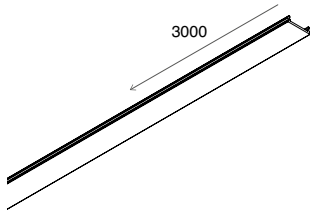


GIUNTO ANGOLARE SOFFITTO-PARETE ELETRIFICATO
 Giunto angolare soffitto-parete meccanico da ordinare a parte

ELECTRIFIED CORNER JOINT WALL-CEILING
 Mechanical corner joint ceiling-wall to be ordered separately.

108410.02	Euro CHF	66,25
------------------	------------	-------

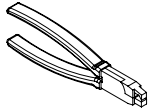
T-48 MINI

ACCESSORI
ACCESSORIES

PROFILO DI CHIUSURA
Cover copri binario opzionale.

COVER PROFILE
Optional track cover.

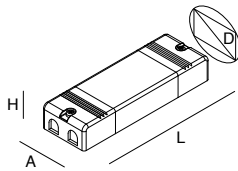
	L (mm)	Euro CHF
108411.02	3000	33,75



TRONCHESE PER TAGLIO
CONDUTTORI DEL BINARIO
Da usare per sezionare i binari in opera.

CUTTING TOOL FOR TRACK CONDUCTORS
To be used to cut tracks on site.

	Euro CHF
108412.99	312,25



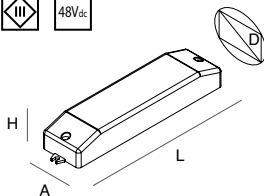
ALIMENTATORE ELETTRONICO
STABILIZZATO 48V 220-240V 50/60 Hz
Per gestione DALI prevedere oppor-
tuna centralina DALI, o interfacce
105926.99/105924.99/105925.99
o DALI repeater 18906.99.

ELECTRONIC STABILIZED DRIVER 48V
220-240V 50/60 Hz
For DALI control provide a DALI control
system, o interfacce
105926.99/105924.99/105925.99
o DALI repeater 18906.99.

	A (mm)	D (mm)	H (mm)	L (mm)	IP	Euro CHF
* 101344.99	150W	38	49	30	227 20	41,25
101313.99	320W	90	100	45	252 65	275,75

Potenza reale apparecchi / Fixtures input power

Micro-optics	7W
LED opal	8W/22W
Mini Tube	9W
Sphera	8W
Conus	9W
Klimt	5W
Mir	8W



RIPETITORE PER OPTOISOLARE
IL BUS DALI IN INGRESSO
Dispositivo obbligatorio nel caso di utilizzo
di CENTRALINA DALI, interfaccia pulsante
105926.99 o DALI repeater 18906.99.
Vedi sezione Gestione Luce.

REPEATER TO OPTO-INSULATE
THE BUS DALI INPUT SIGNAL
Mandatory in case of using DALI CONTROL
UNIT, button interface 105926.99 or DALI
repeater 18906.99.
See section Light Management

	A (mm)	D (mm)	H (mm)	L (mm)	Euro CHF
101320.99	42	51	29	180	196,00

Prevederne uno per ogni generatore di segnale DALI.

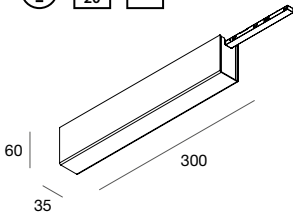
Vedi schema a pag. 526

Provide one for each DALI signal generator.

See diagram on pag. 526

T-48 MINI

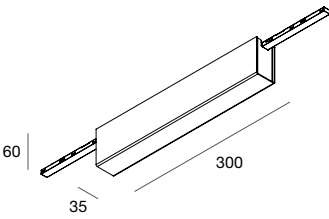
DRIVER BOX



BOX PER BINARIO A PLAFONE
 INIZIO LINEA
 CON ALIMENTAZIONE INTEGRATA 96W
 48V 220-240V 50/60Hz
 Box a plafone. Alimentazione di testa inclusa.

BOX FOR CEILING TRACK
 START-OF-LINE
 WITH INTEGRATED DRIVER 96W
 48V 220-240V 50/60Hz
 Ceiling box. End feed included.

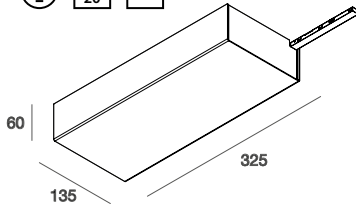
Code	Power (W)	A (mm)	H (mm)	L (mm)	Euro CHF
108414.02	96W	35	60	300	257,00



BOX PER BINARIO A PLAFONE
 CENTRALE
 CON ALIMENTAZIONE INTEGRATA 96W
 48V 220-240V 50/60Hz
 Box a plafone. 2 alimentazioni di testa include.

BOX FOR CEILING TRACK
 MID-LINE
 WITH INTEGRATED DRIVER 96W
 48V 220-240V 50/60Hz
 Ceiling box. 2 End feeds included.

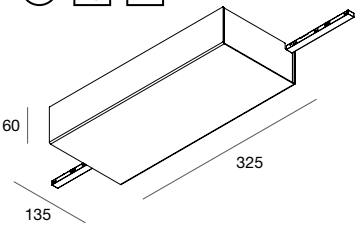
Code	Power (W)	A (mm)	H (mm)	L (mm)	Euro CHF
108415.02	96W	35	60	300	316,00



BOX PER BINARIO A PLAFONE
 INIZIO LINEA
 CON ALIMENTAZIONE INTEGRATA 150W
 + OPTOISOLATORE + CENTRALINA DALI
 LIGHT IOT. Box a plafone.
 Alimentazione di testa inclusa.

BOX FOR CEILING TRACK
 START-OF-LINE
 WITH INTEGRATED DRIVER 150W
 + OPTOINSULATOR + DALI LIGHT IOT
 CONTROL UNIT. Ceiling box.
 End feed included.

Code	Power (W)	A (mm)	H (mm)	L (mm)	Euro CHF
108416.02	150W	135	60	325	691,00



BOX PER BINARIO A PLAFONE
 CENTRALE
 CON ALIMENTAZIONE INTEGRATA 150W
 48V 220-240V 50/60Hz
 + OPTOISOLATORE + CENTRALINA DALI
 LIGHT IOT. Box a plafone.
 2 alimentazioni di testa incluse.

BOX FOR CEILING TRACK
 MID-LINE
 WITH INTEGRATED DRIVER 150W
 48V 220-240V 50/60Hz
 + OPTOINSULATOR + DALI LIGHT IOT
 CONTROL UNIT. Ceiling box.
 2 End feeds included.

Code	Power (W)	A (mm)	H (mm)	L (mm)	Euro CHF
108417.02	150W	135	60	325	752,75

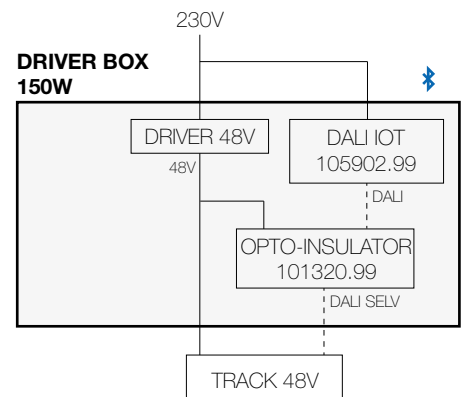
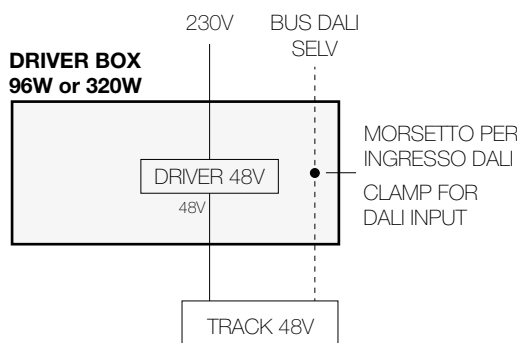
GESTIONE CON DRIVER BOX / MANAGEMENT WITH DRIVER BOX

BOX CON ALIMENTAZIONE 48V INTEGRATA E PREDISPOSIZIONE PER INGRESSO DALI
 Utilizzabile in gestione on-off o con un sistema di gestione della dimmerazione remoto

BOX WITH INTEGRATED 48V DRIVER AND PREDISPOSITION FOR DALI INPUT
 Can be used in on-off management or with a remote dimming management system

BOX CON ALIMENTAZIONE 48V E
 CENTRALINA DALI LIGHT IOT INTEGRATE

BOX WITH 48V DRIVER AND INTEGRATED
 DALI LIGHT IOT CONTROL UNIT



T-48 MINI

MODULI LED LINEARI

LINEAR LED MODULES

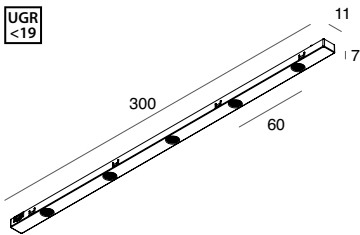


Provisto di adattatore non polarizzato per binario 48V ad inserimento rapido a scatto.
Alimentatore 48V per il binario e sistema di gestione da ordinare a parte.

Provided with non polarized adapters for quick clicking in installation.
48V driver for track and management system to be ordered separately.



UGR
<19

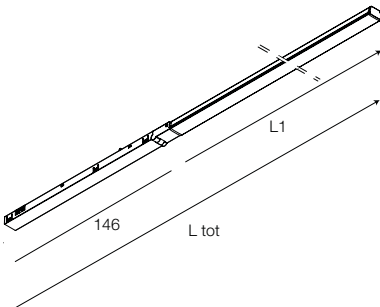


MODULO LED MICRO OTTICHE 48V
48V MICRO-OPTICS LED MODULE

DALI

	2700K	3000K	4000K	■	Euro CHF
5W	365 lm	384 lm	403 lm	108592.02	323,50

NEW



MODULO LED OPALE 48V

Adattatore in testa alla sorgente luminosa.

48V OPAL LED MODULE

Adapter at the end of the light source.

DALI

L1 (mm)	L tot (mm)		3000K	■	Euro CHF
508	674	8W	429 lm	108593.02	287,25
1508	1674	22W	1287 lm	108594.02	458,25

T-48 MINI

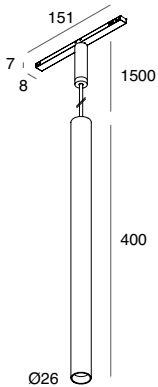
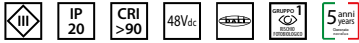
SOSPENSIONI

SUSPENSIONS



Provisti di adattatori non polarizzati per binario T-48 MINI, ad inserimento meccanico rapido a scatto. Cavo di alimentazione/sospensione con protezione in treccia, tagliabile in opera, in tinta con l'apparecchio. Alimentatore 48V per il binario e sistema di gestione da ordinare a parte.

Provided with non polarized adapters for T-48 MINI track, for quick clicking-in installation. Suspension/power supply cable protected by braid, cuttable on site, matching the luminaire. 48V driver for track and management system to be ordered separately.



MINI TUBE 48V

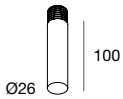
Corpo In lega di alluminio verniciata, sorgente LED arretrata, lente 30° in PMMA.

MINI TUBE 48V

Body made of painted aluminium alloy, recessed LED source, PMMA lens 30°.

DALI

	2700K	3000K	4000K	<input type="checkbox"/>	<input checked="" type="checkbox"/>	Euro CHF
7W	469 lm 108567._	499 lm 108568._	519 lm 108569._	01	02	234,00



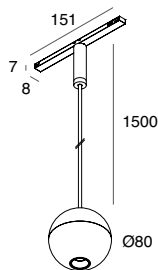
DIFFUSORE CILINDRICO DECORATIVO

Accessorio opzionale

DECORATIVE CYLINDRICAL DIFFUSER

Optional accessory

	L (mm)	Euro CHF
108528.99	100	7,75



SPHERA 48V

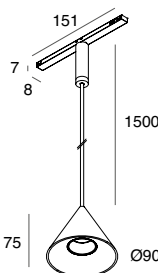
Corpo in lega di alluminio verniciata. Emissione diretta con sorgente LED arretrata e lente 35° in PMMA. Emissione indiretta con diffusore opale.

SPHERA 48V

Body in painted aluminium alloy. Direct emission with back LED source and lens 35° in PMMA. Indirect emission with opal diffuser.

DALI

	2700K	3000K	4000K	<input type="checkbox"/>	<input checked="" type="checkbox"/>	Euro CHF
6W	527 lm 108570._	561 lm 108571._	583 lm 108572._	01	02	312,25



CONUS 48V

Corpo In lega di alluminio verniciata, sorgente LED arretrata, lente 50° in PMMA.

CONUS 48V

Body made of painted aluminium alloy, recessed LED source, PMMA lens 50°.

DALI

	2700K	3000K	4000K	<input type="checkbox"/>	<input checked="" type="checkbox"/>	Euro CHF
7W	436 lm 108573._	464 lm 108574._	482 lm 108575._	01	02	298,75

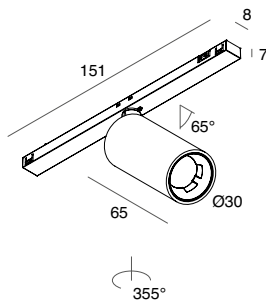
T-48 MINI LED SPOT



Provisti di adattatori non polarizzati per binario T-48 MINI, ad inserimento meccanico rapido a scatto. Alimentatore 48V per il binario e sistema di gestione da ordinare a parte.



Provided with non polarized adapters for T-48 MINI track, for quick clicking-in installation. 48V driver for track and management system to be ordered separately.



KLIMT SPOT 48V

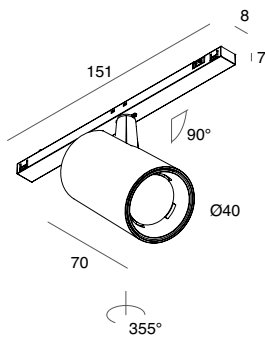
Corpo in lega di alluminio pressofuso verniciato, riflettore nero satinato.

KLIMT SPOT 48V

Body made of painted die-cast aluminium alloy, black satin reflector.

DALI

		2700K		3000K		4000K		□	■	■	■	Euro CHF	
3W	25°	244 lm	108562. __	261 lm	108564. __	281 lm	108566. __	01	02	20	21	222,00	
3W	40°	266 lm	108563. __	284 lm	108565. __	305 lm	108590. __	01	02	20	21	222,00	



MIR SPOT 48V

Corpo in lega di alluminio pressofuso verniciato, provvisto di riflettore satinato in polimero tecnico.

MIR SPOT 48V

Body made by painted die-cast aluminium alloy, with technical polymer black satin reflector.

DALI

		2700K		3000K		4000K		□	■	■	■	Euro CHF	
6W	20°	475 lm	108501. __	475 lm	108503. __	527 lm	108505. __	01	02	20	21	211,75	
6W	40°	485 lm	108502. __	485 lm	108504. __	539 lm	108506. __	01	02	20	21	211,75	







RECTA

Soluzione illuminotecnica elegante e funzionale: applicazione a parete dal design minimal e lineare. RECTA è un apparecchio luminoso Novalux a emissione di luce diretta e indiretta, componibile in fila continua, nella versione con PCB LED integrato oppure con Strip LED, tagliabile su misura. Sistema d'illuminazione perfetto per spazi comuni e per i settori residenziale e ricettivo, disponibile nei colori bianco, nero, caffè e cappuccino.

Elegant and functional lighting solution: wall mounting with a pure and linear design RECTA is a Novalux luminaire emitting direct and indirect light, modular in a continuous line, in the version with built-in LED PCB or LED strip, that can be cut to size. Ideal Lighting system for common areas and the residential and hospitality sectors, available in white, black, coffee and cappuccino colours.

RECTA

- **VERSIONE PCB LED STAND ALONE
CON ALIMENTAZIONE INTEGRATA**

VERSION WITH LED PCB
AND INTEGRATED POWER SUPPLY

- **VERSIONE PER STRIP LED,
LUNGHEZZA TAGLIABILE SU MISURA**

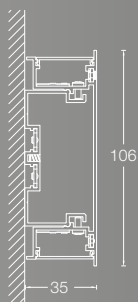
STRIP LED VERSION,
LENGTH THAT CAN BE CUT TO MEASURE
ON SITE


- **INSTALLABILE IN FILA CONTINUA,
PRATICITÀ DI MONTAGGIO**

CONTINUOUS LINE EASY INSTALLATION

- **LUCE DIFFUSA DIRETTA E INDIRETTA**

DIRECT AND INDIRECT DIFFUSED EMISSION



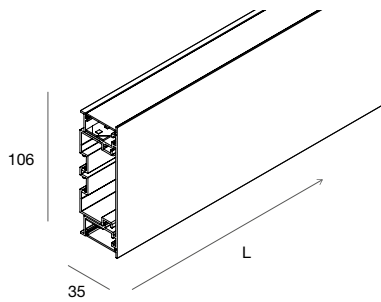
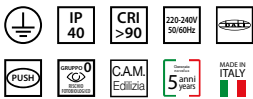


RECTA PCB



Sistema lineare con LED integrati a luce diretta/indiretta per installazione a parete.
 Profilo e testate in lega di alluminio verniciata, schermi diffusori in policarbonato opale.
 Alimentatore elettronico, schermi diffusori e kit di giunzione inclusi.
 Testate terminali da ordinare a parte.

Linear system with integrated LED for direct/indirect light emission, for wall mounting.
 Profile and end caps made of painted aluminium alloy and diffuser made of opal polycarbonate.
 Electronic driver, diffusers and junction kit included.
 End caps to be ordered separately.



PROFILO LINEARE PCB

LINEAR PROFILE PCB

2700K

L (mm)									Euro CHF
600	2x12W	111401_..	01	1877 lm	02	20	21	1364 lm	251,00
1200	2x23W	111407_..	01	3754 lm	02	20	21	2729 lm	373,25

3000K

L (mm)									Euro CHF
600	2x12W	111402_..	01	1997 lm	02	20	21	1452 lm	251,00
1200	2x23W	111408_..	01	3994 lm	02	20	21	2904 lm	373,25

4000K

L (mm)									Euro CHF
600	2x12W	111403_..	01	2076 lm	02	20	21	1510 lm	251,00
1200	2x23W	111409_..	01	4153 lm	02	20	21	3020 lm	373,25

DALI

2700K

L (mm)									Euro CHF
600	2x12W	111404_..	01	1877 lm	02	20	21	1364 lm	302,50
1200	2x23W	111410_..	01	3754 lm	02	20	21	2729 lm	424,75

3000K

L (mm)									Euro CHF
600	2x12W	111405_..	01	1997 lm	02	20	21	1452 lm	302,50
1200	2x23W	111411_..	01	3994 lm	02	20	21	2904 lm	424,75

4000K

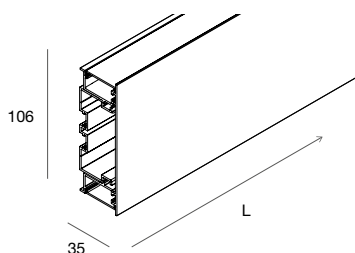
L (mm)									Euro CHF
600	2x12W	111406_..	01	2076 lm	02	20	21	1510 lm	302,50
1200	2x23W	111412_..	01	4153 lm	02	20	21	3020 lm	424,75

RECTA STRIP LED



Sistema lineare per strip LED a luce diretta/indiretta per installazione a parete.
 Profilo tagliabile in opera e testate in lega di alluminio verniciata, schermi diffusori in policarbonato opale.
 Schermi diffusori e kit di giunzione inclusi.
 Testate terminali, strip LED e alimentatore elettronico da ordinare a parte.

Linear system for LED strip for direct/indirect light, for wall mounting.
 Profile to be cut on site and end caps made of painted aluminum alloy, diffusers made of opal polycarbonate. Diffusers and junction kit included.
 End caps, LED strip and electronic driver to be ordered separately.



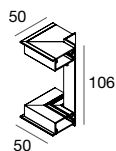
PROFILO LINEARE PER STRIP LED

LINEAR PROFILE FOR STRIP LED

					L (mm)	Euro CHF
111425._ _	01	02	20	21	1800	272,25

RECTA STRIP LED

ACCESSORI ACCESSORIES



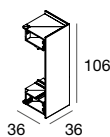
GIUNTO ANGOLARE INTERNO

Schermi diffusori opali inclusi

INNER ANGLE JOINT

Opal diffusers included

					Euro CHF
111426._ _	01	02	20	21	60,50



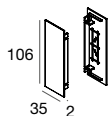
GIUNTO ANGOLARE ESTERNO

Schermi diffusori opali inclusi

OUTER ANGLE JOINT

Opal diffusers included

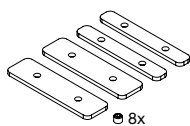
					Euro CHF
111427._ _	01	02	20	21	60,50



TESTATE TERMINALI (2 pz.)

END CAPS (2 pcs)

					Euro CHF
111428._ _	01	02	20	21	25,75



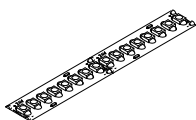
KIT DI GIUNZIONE

Da prevedere in caso di taglio in opera del profilo lineare e recupero della parte rimanente.

JUNCTION KIT

To be provided in case of cutting the linear profile and reuse of the remaining part.

	Euro CHF
111429.99	11,00



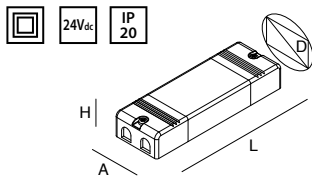
STRIP LED

Pag. 520

Installabile 1 strip LED di larghezza max 10mm per vano ottico.
 1 LED strip of maximum width 10mm can be mounted for each optical compartment.

RECTA STRIP LED

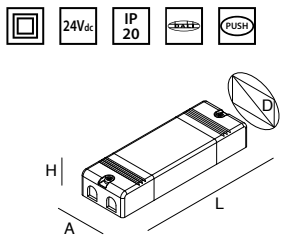
ALIMENTATORI E INTERFACCE DI DIMMERAZIONE 24Vdc INSERIBILI NEL PROFILO DRIVERS AND DIMMING INTERFACES 24Vdc CAN BE HOUSED IN THE PROFILE



ALIMENTATORI 24Vdc
Vedi sezione Gestione Luce

DRIVERS 24Vdc
See section Light Management

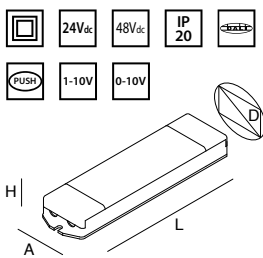
	A (mm)	D (mm)	H (mm)	L (mm)	Euro CHF	
101301.99	45W	30	34	16	251	68,25
101302.99	100W	30	35	18	320	92,00



ALIMENTATORE ELETTRONICO STABILIZZATO
DIMMERABILE 4CH DALI DT6/DT8 24Vdc
220-240V 50/60Hz
Gestione DALI/PUSH per Strip LED bianche.
Gestione DALI per Strip LED RGB/RGBW e
Tunable White.

ELECTRONIC STABILIZED DIMMABLE DRIVER
4CH DALI DT6/DT8 24Vdc 220-240V 50/60Hz
DALI/PUSH for white strip LED.
DALI for RGB/RGBW and Tunable White.

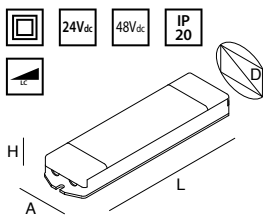
	A (mm)	D (mm)	H (mm)	L (mm)	Euro CHF	
101318.99	80W	32	40	22	346	257,50



INTERFACCIA DI DIMMERAZIONE
24Vdc/48Vdc
PER STRIP LED
Massimo carico 12Ax1 canale.
Da associare ad un alimentatore
24Vdc/48Vdc.

INTERFACE FOR DIMMING 24Vdc/48Vdc
FOR STRIP LED
Maximum load 12Ax1CH.
To be associated with one driver
24Vdc/48Vdc.

	A (mm)	D (mm)	H (mm)	L (mm)	Euro CHF
105914.99	38	44	25	164	82,50



INTERFACCIA DI DIMMERAZIONE
24Vdc/48Vdc
A TAGLIO DI FASE PER STRIP LED
Massimo carico 10A.
Da associare ad un alimentatore
24Vdc/48Vdc.

INTERFACE FOR DIMMING 24Vdc/48Vdc
PHASE CUT FOR LED STRIP
Maximum load 10A.
To be associated with one driver
24Vdc/48Vdc.

	A (mm)	D (mm)	H (mm)	L (mm)	Euro CHF
105923.99	36	41	20	140	64,50





LI-NEAR

L'apparecchio LED installabile in fila continua, è concepito per l'illuminazione di spazi commerciali e industriali, coniugando efficienza e affidabilità. Sono disponibili moduli LED nella versione con apertura di fascio diffuso a 90° per l'illuminazione uniforme di grandi superfici, nella versione con ottica batwing, indicata per l'illuminazione di piani verticali, e il modulo binario per il montaggio di spot orientabili.

The LED luminaire that can be installed in a continuous line is designed for lighting commercial and industrial areas, combining efficiency and reliability. The LED modules are available in the version with 90° diffuse beam angle for even lighting of large areas, and the version with batwing (photometric curve with batwing light emission) optics suitable for illuminating vertical surfaces, and the track module for mounting adjustable spots.

LI-NEAR

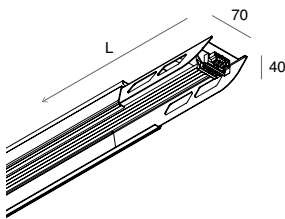


Apparecchio LED lineare per installazione in fila continua.

Modulo Femmina-Maschio (F/M), Modulo LED e Modulo terminale in lamiera di acciaio verniciata, modulo cieco e testate in termoplastico e lenti in PMMA. Moduli F/M con cablaggio passante a 8 poli per la continuità di linea e connessione rapida dell'alimentazione in 2 configurazioni: 3 fasi selezionabili+T+linea emergenza oppure 1 fase+T+linea emergenza+BUS DALI. Moduli LED con alimentazione elettronica 220-240V 50/60 Hz integrata, on/off o DALI. Disponibili versioni in emergenza a servizio continuo 1 ora sia per moduli on/off che DALI.

Linear LED fixture for series system installation.

F/M Module, LED Module and End line Module made of painted sheet steel, empty module and caps in thermoplastico and lens in PMMA. F/M Modules with wiring through for line continuity and quick connection of power supply in 2 options: 3 sectable phases+PE+emergency line or 1 phase+PE+emergency line+BUS DALI. Led Modules with integrated 240V 50/60 Hz power supply, on/off or DALI. Emergency versions available for continuous service 1 hour, for both on/off and DALI modules.



MODULO F/M 8 POLI

Connettori per innesto rapido inclusi. Modulo LED, Kit di alimentazione, Testata inizio linea, Modulo terminale ed accessori per l'installazione da ordinare a parte.

F/M 8 POLES MODULE

Rapid connectors included. LED module, Power supply, Start line cap, End line module and accessory for installation to be ordered separately.

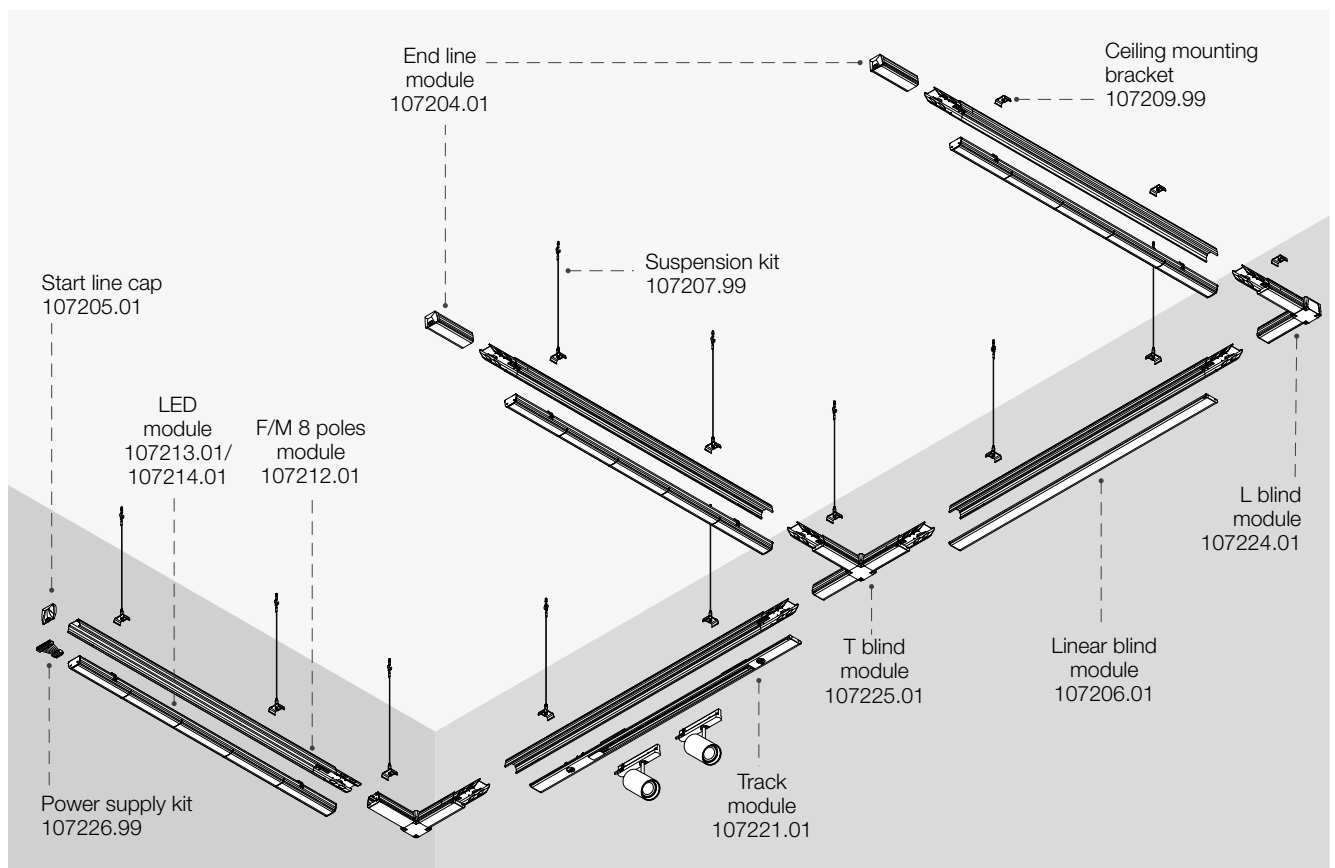
L (mm)

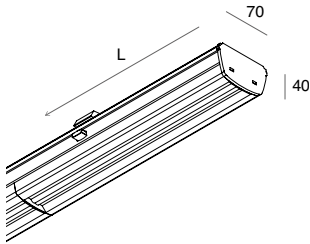
1650

□ Euro | CHF

107212.01

68,75



**MODULO LED 90°**

Per installazione su Modulo F/M,
da ordinare a parte.

90° LED MODULE

For F/M module,
to be ordered separately.

Autonomia 1h / Ricarica 12h
Autonomy 1h / Charging 12h

Autonomia 1h / Ricarica 12h
Autonomy 1h / Charging 12h

L (mm)			4000K <input type="checkbox"/>	Euro CHF
1500	46W	8252 lm	107213.01	153,75

DALI

L (mm)			4000K <input type="checkbox"/>	Euro CHF
1500	46W	8252 lm	107215.01	257,50

EMERGENCY

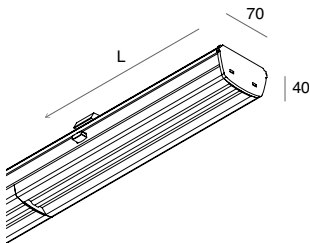
Flusso in emergenza / Emergency flux 11%

L (mm)			4000K <input type="checkbox"/>	Euro CHF
1500	46W	8252 lm	107217.01	340,00

DALI + EMERGENCY

Flusso in emergenza / Emergency flux 11%

L (mm)			4000K <input type="checkbox"/>	Euro CHF
1500	46W	8252 lm	107219.01	415,00

**MODULO LED BATWING**

Per installazione su Modulo F/M, da
ordinare a parte.

BATWING LED MODULE

For F/M module, to be ordered
separately.

Autonomia 1h / Ricarica 12h
Autonomy 1h / Charging 12h

Autonomia 1h / Ricarica 12h
Autonomy 1h / Charging 12h

L (mm)			4000K <input type="checkbox"/>	Euro CHF
1500	46W	7491 lm	107214.01	153,75

DALI

L (mm)			4000K <input type="checkbox"/>	Euro CHF
1500	46W	7491 lm	107216.01	257,50

EMERGENCY

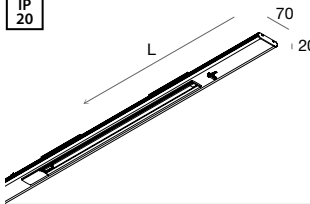
Flusso in emergenza / Emergency flux 11%

L (mm)			4000K <input type="checkbox"/>	Euro CHF
1500	46W	7491 lm	107218.01	340,00

DALI + EMERGENCY

Flusso in emergenza / Emergency flux 11%

L (mm)			4000K <input type="checkbox"/>	Euro CHF
1500	46W	7491 lm	107220.01	415,00

IP
20**MODULO BINARIO**

Per installazione su Modulo F/M,
da ordinare a parte.

TRACK MODULE

For F/M module, to be ordered
separately.

L (mm)	TRACK		<input type="checkbox"/>	Euro CHF
1500	Trifase/Three-phase		107221.01	157,50

DALI

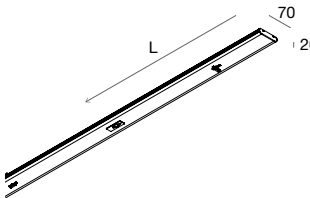
L (mm)	TRACK		<input type="checkbox"/>	Euro CHF
1500	Monofase/Mono-phase		107222.01	157,50

MODULO CON SENSORE DI PRESENZA E LUMINOSITA'

Per installazione su modulo F/M da
ordinare a parte. Completo di sensore
DALI integrato nella cover. Da gestire
tramite centralina DALI LIGHT IOT o DALI
PROFESSIONAL, da ordinare a parte.

MODULE WITH PRESENCE DETECTOR AND LIGHT SENSOR

For installation on F/M module, to be
ordered separately. Complete with DALI
sensor integrated in the cover. To be
managed via DALI LIGHT IOT or DALI
PROFESSIONAL control unit, to be
ordered separately.

**DALI**

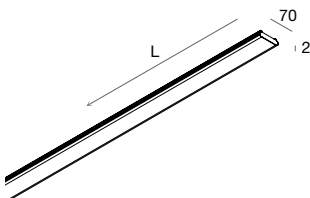
L (mm)			<input type="checkbox"/>	Euro CHF
1500			107223.01	248,25

MODULO CIECO

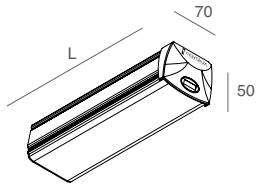
Per installazione su Modulo F/M,
da ordinare a parte.

EMPTY MODULE

For F/M module,
to be ordered separately.



L (mm)			<input type="checkbox"/>	Euro CHF
1500			107206.01	20,00

**MODULO TERMINALE**

Non elettrificato, completo di testata.
Da installare come chiusura su
Modulo F/M di fine fila continua.

L (mm)

220



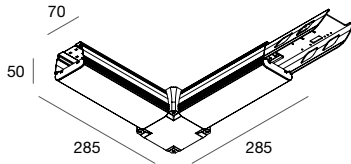
Euro | CHF

107204.01

20,00

END LINE MODULE

Not wired, cap included. To be installed
as closure on F/M Module of end line.

**MODULO CIECO A L**

Non alimentabile. Prevedere un kit
di sospensione o una staffa per
installazione a plafone.

L (mm)

285x285



Euro | CHF

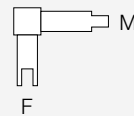
107224.01

112,00

L BLIND MODULE

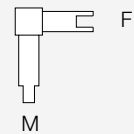
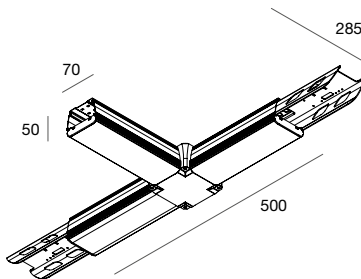
Without plug-in. Provide one
suspension kit or one ceiling mounting
accessory.

Vista dall'alto / Top view



Configurazione standard

Standard configuration

Configurazione
modificabile in operaConfiguration that
can be modified on site**MODULO CIECO A T**

Non alimentabile. Prevedere un kit
di sospensione o una staffa per
installazione a plafone.

L (mm)

500x285



Euro | CHF

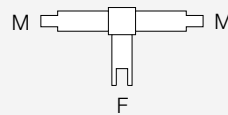
107225.01

146,25

T BLIND MODULE

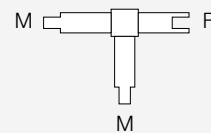
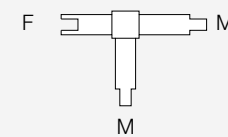
Without plug-in. Provide one
suspension kit or one ceiling mounting
accessory.

Vista dall'alto / Top view

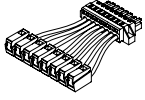


Configurazione standard

Standard configuration

Configurazione A
modificabile in operaConfiguration A
that can be modified on siteConfigurazione B
modificabile in operaConfiguration B
that can be modified on site

LI-NEAR

ACCESSORI
ACCESSORIES

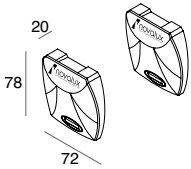
KIT DI ALIMENTAZIONE
Connessione rapida di
alimentazione a 8 poli,
per Modulo F/M di inizio linea.

107226.99

Euro | CHF

14,50

POWER SUPPLY KIT
8 poles rapid connection,
for start line F/M Module



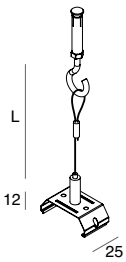
TESTATE INIZIO LINEA (2 pz.)
Da installare ad inizio fila continua.

107205.01

Euro | CHF

19,50

START LINE CAPS (2 pcs)
To be installed at start line system.



KIT DI SOSPENSIONE (1 pz.)
Completo di tassello ad espansione con gancio.
Prevedere 2pz per ciascun modulo lineare
e 1pz per ciascun modulo cieco L e T.

107207.99

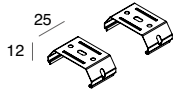
L (mm)

3000

Euro | CHF

12,00

SUSPENSION KIT (1 pc)
Complete with expansion plug with hook.
Provide 2pcs for each linear module and 1pc
for each L and T blind module.



STAFFA PER INSTALLAZIONE
A PLAFONE (2 pz.)
Prevedere 2pz per ciascun modulo lineare e
1pz per ciascun modulo cieco L e T.

107209.99

Euro | CHF

9,50

CEILING MOUNTING
ACCESSORY (2 pcs)
Provide 2pcs for each linear module and
1pc for each L and T blind module.

ACOUSTIC

CAOS	248
CAOS B	252
SIX ACOUSTIC	256
HALOS ACOUSTIC	262
HALOS B ACOUSTIC	266

CAOS


- **EMISSIONE DIRETTA**
VERSIONE ORIZZONTALE: SOSPENSIONE O PLAFONE
VERSIONE VERTICALE: SOSPENSIONE

DIRECT EMISSION
HORIZONTAL VERSION: SUSPENSION OR CEILING INSTALLATION
VERTICAL VERSION: SUSPENSION INSTALLATION

CAOS B


- **EMISSIONE DIRETTA-INDIRETTA**
VERSIONI ORIZZONTALE E VERTICALE: SOSPENSIONE

DIRECT-INDIRECT EMISSION
HORIZONTAL AND VERTICAL VERSIONS: SUSPENSION INSTALLATION



SIX ACOUSTIC

- **VERSIONE CON SCHERMO OPALE**
OPAL SCREEN VERSION
- **VERSIONE CON MICRO OTTICHE UGR<19**
UGR<19 MICRO-OPTICS VERSION
- **INSTALLAZIONE A SOSPENSIONE O A PLAFONE**
SUSPENSION OR CEILING INSTALLATION




HALOS ACOUSTIC

- **EMISSIONE DIRETTA**
INSTALLAZIONE A SOSPENSIONE O A PLAFONE
- DIRECT EMISSION
SUSPENSION OR CEILING INSTALLATION

HALOS B ACOUSTIC

- **EMISSIONE DIRETTA-INDIRETTA**
INSTALLAZIONE A SOSPENSIONE
- DIRECT-INDIRECT EMISSION
SUSPENSION INSTALLATION



Lights up, Noise down!

Il principio dell'assorbimento acustico è un fattore di fondamentale importanza nella progettazione degli ambienti, al fine di garantire il benessere psico-fisico di chi vive tali spazi.

Le onde sonore, nella loro propagazione in aria, "rimbalzano" sulle superfici lisce, come soffitti, pareti, ecc., producendo una riflessione acustica che prende il nome di riverbero, che se non contenuto può distorcere i suoni, creando eco fastidiose e rendendo difficile concentrarsi o ascoltare chi parla. L'utilizzo di materiali altamente fonoassorbenti porta ad una riduzione del tempo di riverbero (tempo di permanenza dei suoni prima di decrescere da 60 dB), soprattutto delle frequenze tipiche del parlato (500 Hz-2.000 Hz), aumentando il comfort uditivo e abbattendo il rumore di sottofondo. Nei luoghi di lavoro ciò coincide con un aumento di produttività, di concentrazione e benessere generale e per i luoghi del tempo libero e l'abitazione porta ad un'atmosfera confortevole per rigenerarsi. La linea di prodotti ACOUSTIC fonoassorbenti, contribuendo alla riduzione del riverbero, integrano quindi comfort acustico e soluzioni illuminotecniche, diventando un prezioso strumento di progettazione per architetti e designer. Calcolo acustico ambientale non fornito.

Il pannello acustico

Tutta la collezione ACOUSTIC è realizzata con materiali fonoassorbenti sui quali sono stati eseguiti test acustici in camera riverberante dotata di microfoni, come da standard EN ISO 354:2003. I materiali scelti in feltro sono ecologici, ricavati dal riciclo di bottiglie di plastica (PET) di spessore 9mm, in un'ottica di economia circolare che riduce il consumo di risorse naturali ed emissioni di CO₂ associate alla produzione. Le fibre di PET pressate sono inoltre di facile manutenzione a differenza delle materie prime naturali, non attirando la polvere e producendo un ambiente più salubre, non idoneo alla crescita di batteri o funghi.

The principle of sound absorption is a crucial factor in environmental design to ensure the psycho-physical well-being of those who inhabit these spaces. Sound waves, as they propagate through the air, "bounce" off smooth surfaces such as ceilings and walls, producing an acoustic reflection known as reverberation. If not controlled, this effect can distort sounds, create unwanted echoes, and make it difficult to concentrate or hear conversations. The use of highly sound-absorbing materials helps reduce reverberation time (the duration for sound to decay by 60 dB), particularly in the frequency range of human speech (500 Hz–2,000 Hz). This enhances auditory comfort and lowers background noise levels. In workplaces, better acoustic conditions lead to increased productivity, focus, and overall well-being, while in residential and leisure spaces, they contribute to a relaxing and comfortable atmosphere. By reducing reverberation, the ACOUSTIC line of sound-absorbing products integrates acoustic comfort with lighting solutions, becoming a valuable design tool for architects and designers. Environmental acoustic calculation not provided.

The acoustic panel

The entire ACOUSTIC collection is made with sound-absorbing materials that have been acoustically tested in a reverberation chamber equipped with microphones, in accordance with EN ISO 354:2003 standards.

The selected felt materials are eco-friendly, made from recycled plastic bottles (PET) with a thickness of 9mm, following a circular economy approach that reduces the consumption of natural resources and CO₂ emissions associated with production. Additionally, compressed PET fibers are easy to maintain compared to natural raw materials, as they do not attract dust and contribute to a healthier environment, preventing the growth of bacteria or fungi.



Composition

100% PET
min. 60% Recycled



Environment

Recyclable,
Low VOC, REACH



Acoustic absorption

UNI-EN ISO 354:2004 up to $\alpha_w = 1$ (-)
UNI-EN ISO 11654: Class A



Fire resistance

EN 13501-1+A1: B-s2, d0


La scelta cromatica per il tuo spazio

Oltre ai quattro colori selezionati come standard, è possibile scegliere tra l'ampia proposta di colori*, a partire da una quantità minima. (Per ulteriori dettagli contattare l'ufficio tecnico Novalux)


The color choice for your space

In addition to the four standard-selected colors, you can choose from a wide range of colors*, available from a minimum order quantity. (For more details, please contact the Novalux technical office.)


COLORI STANDARD / STANDARD COLORS




.30 Carbone
Charcoal



.31 Comfort Grey
Comfort Grey



.32 Lime
Lime



.33 Sabbia
Sand

COLORI CUSTOM / CUSTOM COLORS



Deep night




Sky blue



Denim



Lawn



Green tea



Dark grape



Bouganville pink



Atomic red




Pumpkin orange



Sunflower



Clay



Dark ochre



Deep black



White snow

* L'utilizzo di materiale riciclato può determinare una leggera variazione nel colore, rendendo impossibile garantire una perfetta uniformità, a favore dell'unicità di ogni pannello.

The use of recycled material may cause slight variations in the color of the acoustic panels, making it impossible to guarantee perfect uniformity while enhancing the uniqueness of each panel.





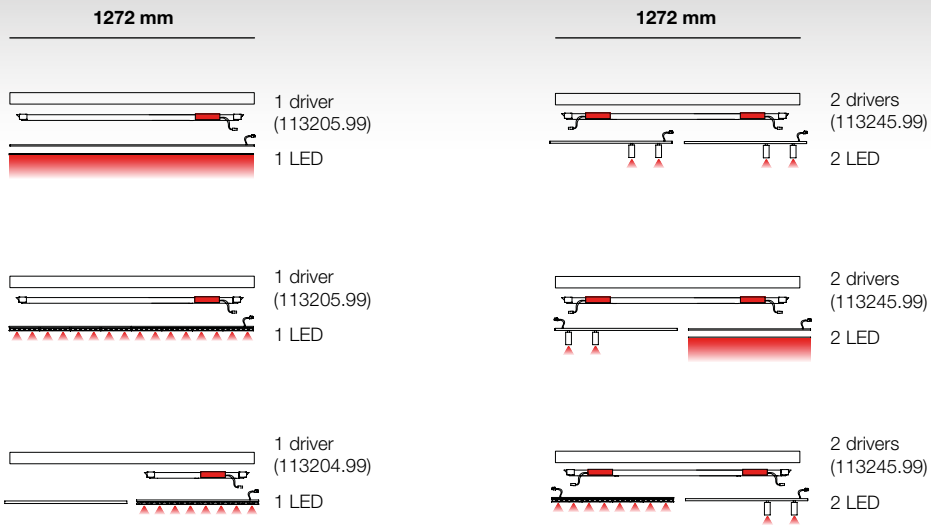
CAOS CAOS B

Questo sensazionale prodotto di illuminazione è stato progettato per offrire versatilità e funzionalità con un design elegante e curato nei dettagli. La possibilità di combinare le ottiche permette di adattarsi ad ogni esigenza, mentre le opzioni di forme e finiture dei pannelli acustici soddisfano i requisiti professionali più esigenti.

This outstanding lighting product is designed to offer versatility and functionality with an elegant and meticulously crafted design. The ability to combine different optics allows it to adapt to any need, while the variety of shapes and finishes of the acoustic panels meets the most demanding professional requirements.

CAOS: ESEMPI DI COMPOSIZIONI | COMPOSITION EXAMPLES

Associare moduli elettrificati con numero di driver pari ai Moduli LED, secondo tabella (codici on-off)
Match electrified modules with a number of drivers equal to the LED Modules, according to the table (on-off codes)




LEGENDA | LEGEND

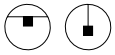
Moduli elettrificati (codici on-off)
Driver Modules (on-off codes)

N. DRIVERS	636 mm	1272 mm
1		
2		

- Mod. LED + Schermo op.
LED Module + Opal screen
- Mod. LED Micro ottiche
Micro-optics LED Module
- Mod. Spot Klimt
Spot Klimt Module
- Cover cieca
Blind Cover



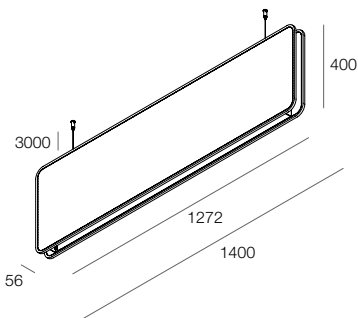
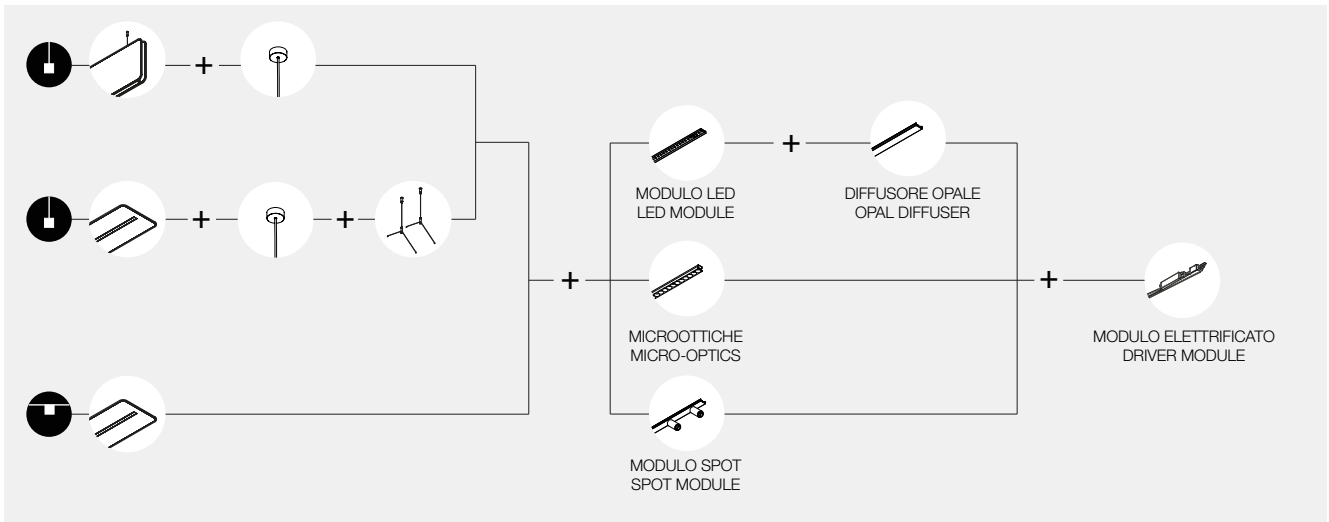
NEW CAOS



Apparecchio LED ad emissione diretta, provvisto di pannello fonoassorbente in feltro PET riciclato con bordatura estetica in filato. Versione verticale installabile a sospensione; versione orizzontale installabile a plafone o a sospensione. Pannello disponibile in quattro finiture materiche: Carbone, Comfort Grey e Lime con bordatura grigia, Sabbia con bordatura ocra. Colorazioni differenti disponibili su richiesta. Telaio in acciaio verniciato a polvere e profilo in lega di alluminio nera predisposto per l'alloggiamento dei moduli elettrificati on-off o DALI/PUSH, e dei moduli luminosi: moduli LED con diffusore opale - moduli LED micro ottiche - moduli spot LED.

Direct emission LED fixture equipped with a sound-absorbing panel in recycled PET felt with a decorative stitched border. Vertical version suitable for ceiling-mounted or suspension installation; horizontal version suitable for ceiling-mounted or suspension installation. The panel is available in four material finishes: Charcoal, Comfort Grey, and Lime with a grey stitching, and Sand with an ochre stitching. Custom colors available upon request. Powder-coated steel frame and black aluminum alloy profile, designed to accommodate electrified modules (ON/OFF or DALI/PUSH) and lighting modules: LED modules with opal diffuser, LED modules with micro optics, and LED spot modules.

ACOUSTIC



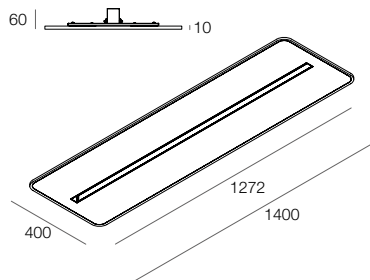
CAOS VERTICALE

Cavi di sospensione inclusi. Modulo LED, Modulo elettrificato e kit di alimentazione da ordinare a parte.

CAOS VERTICAL

Suspension cables included. LED module, Driver module and power supply kit to be ordered separately.

					Euro CHF
114201...	30	31	32	33	1.048,75



CAOS ORIZZONTALE

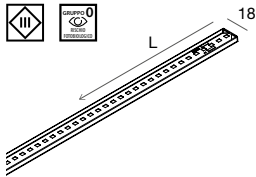
Modulo LED, Modulo elettrificato, kit di alimentazione e cavi di sospensione da ordinare a parte. Installabile a plafone senza accessori aggiuntivi.

CAOS HORIZONTAL

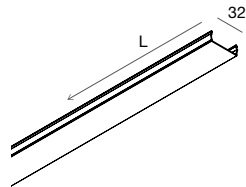
LED module, Driver module, power supply kit and suspension cables to be ordered separately. Ceiling-mountable without additional accessories.

					Euro CHF
114202...	30	31	32	33	669,50

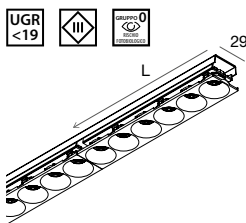
CAOS

MODULI LED
LED MODULESVedi schemi per combinazioni di più Moduli LED
See diagrams for multiple LED Module combinationsMODULO LED
PER DIFFUSORE OPALEConnettore rapido per modulo
elettrificato incluso. Diffusore opale
da ordinare a parte.LED MODULE
FOR OPAL DIFFUSERQuick connector to the driver module
included. Opal diffuser to be ordered
separately.

L (mm)				Euro CHF
636	12W	2700K	113214.99	49,75
636	12W	3000K	113215.99	49,75
636	12W	4000K	113216.99	49,75
1272	24W	2700K	113217.99	73,00
1272	24W	3000K	113218.99	73,00
1272	24W	4000K	113219.99	73,00

DIFFUSORE OPALE
Schermo ad incastro a filo.OPAL DIFFUSER
Flush screen.

L (mm)	2700K	3000K	4000K	Euro CHF
636	930 lm	951 lm	1051 lm	113229.99 9,25
1272	1861 lm	1903 lm	2103 lm	113230.99 14,50



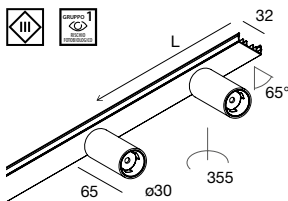
MODULO LED MICRO OTTICHE

Riflettore in PC nero finitura matt, lenti in
PMMA e connettore rapido per modulo
elettrificato inclusi.

MICRO-OPTICS LED MODULE

Matt finish black PC reflector, PMMA
lenses and quick connector for the
driver module included.

L (mm)					Euro CHF
636	17W	40°	2700K	1708 lm	113211.02 79,50
636	17W	40°	3000K	1798 lm	113212.02 79,50
636	17W	40°	4000K	1893 lm	113213.02 79,50
1272	34W	40°	2700K	3416 lm	113242.02 154,25
1272	34W	40°	3000K	3596 lm	113243.02 154,25
1272	34W	40°	4000K	3786 lm	113244.02 154,25



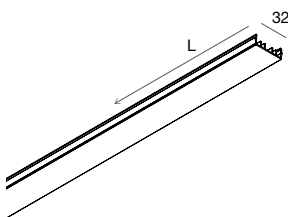
MODULO SPOT LED KLIMT

Cover con 2 proiettori in lega di
alluminio pressofuso verniciato a polvere
con lenti in policarbonato. Connettore
rapido per modulo elettrificato incluso.

KLIMT LED SPOT MODULE

Cover with 2 projectors in die-cast
aluminum, powder-coated, with
polycarbonate lenses. Quick connector
for the driver module included.

L (mm)					Euro CHF
636	2x4W	25°	2700K	670 lm	113223.02 216,75
636	2x4W	25°	3000K	716 lm	113224.02 216,75
636	2x4W	25°	4000K	771 lm	113225.02 216,75
636	2x4W	45°	2700K	730 lm	113226.02 216,75
636	2x4W	45°	3000K	779 lm	113227.02 216,75
636	2x4W	45°	4000K	837 lm	113228.02 216,75



COVER CIECA

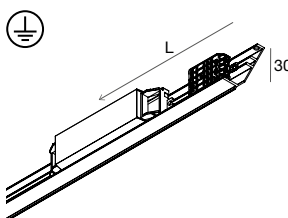
In estruso di alluminio verniciato a
polvere, provvista di cablaggio passante.

BLIND COVER

Extruded powder-coated aluminium,
provided with through wiring.

L (mm)		Euro CHF
636	113233.02	49,75

CAOS

MODULO ELETRIFICATO
DRIVER MODULEVedi schemi per combinazioni di più Moduli LED
See diagrams for multiple LED Module combinations

MODULO ELETRIFICATO

Alimentazione elettronica, connettore
rapido per Moduli LED e cablaggio
passante inclusi.

DRIVER MODULE

Electronic driver, quick connector
for LED Modules and through wiring
included.

L (mm)	1 driver	Euro CHF	2 drivers	Euro CHF
636	113204.99	88,75	-	-
1272	113205.99	97,00	113245.99	129,75

DALI-PUSH

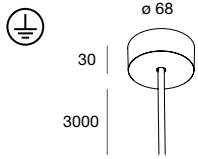
L (mm)	1 driver	Euro CHF	2 drivers	Euro CHF
636	113248.99	110,00	-	-
1272	113249.99	115,75	113251.99	175,00

EMERGENCY 1 H Flusso in emergenza 17% / Emergency flux 17%

L (mm)	1 driver	Euro CHF
1272	113254.99	187,75

Autonomia 1h / Ricarica 12h
Autonomy 1h / Charging 12h

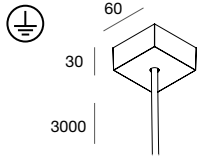
CAOS

ACCESSORI
ACCESSORIES

KIT DI ALIMENTAZIONE PER SOSPENSIONE
ROSONE CIRCOLARE
Cavo con guaina trasparente.

POWER SUPPLY KIT FOR SUSPENSION
ROUND CANOPY
Cable with transparent sheath.

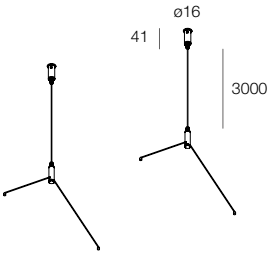
	□	■	L (mm)	Cavo / Cable (mm ²)	Euro CHF
109005 ._	01	02	3000	3x1,5	50,25
109007 ._	01	02	3000	5x1,5	88,00



KIT DI ALIMENTAZIONE PER SOSPENSIONE
ROSONE QUADRATO
Cavo con guaina trasparente.

POWER SUPPLY KIT FOR SUSPENSION
SQUARE CANOPY
Cable with transparent sheath.

	□	■	L (mm)	Cavo / Cable (mm ²)	Euro CHF
109006 ._	01	02	3000	3x1,5	50,25
109008 ._	01	02	3000	5x1,5	88,00



CAVI DI SOSPENSIONE (2 pz)
Solo per versione orizzontale.

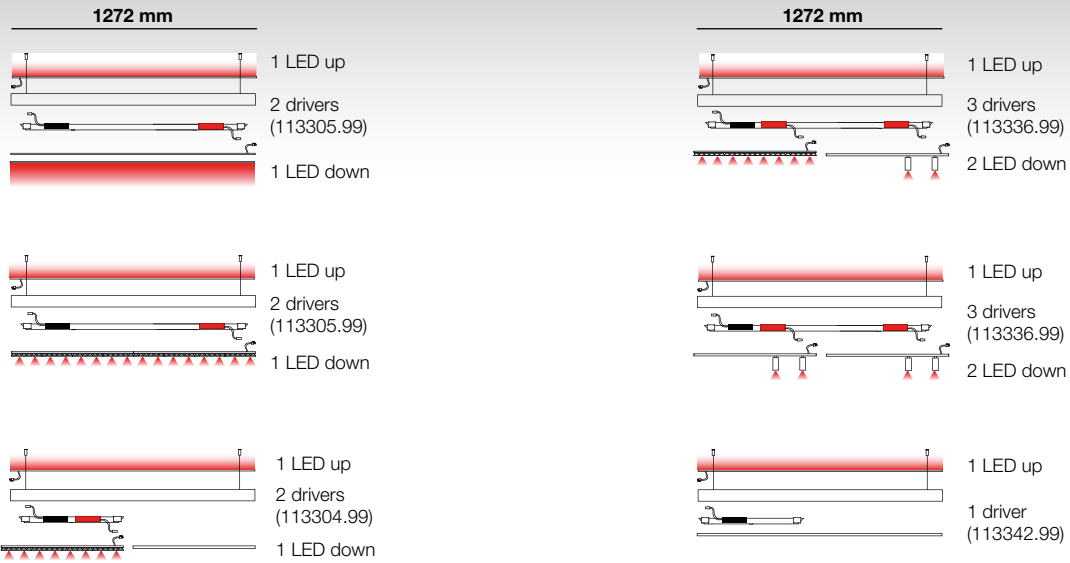
SUSPENSION CABLES (2 pcs)
Only for horizontal version.

	L (mm)	Euro CHF
114205 ._	3000	36,00



CAOS B: ESEMPI DI COMPOSIZIONI | COMPOSITION EXAMPLES

Associare moduli elettrificati con numero di driver pari ai Moduli LED, secondo tabella (codici on-off)
Match electrified modules with a number of drivers equal to the LED Modules, according to the table (on-off codes)




LEGENDA | LEGEND

Moduli elettrificati (codici on-off)
Driver Modules (on-off codes)

N. DRIVERS	636 mm	1272 mm
1 up 1 down		
1 up 2 down		
1 up		

- Mod. LED + Schermo op.
LED Module + Opal screen
- Mod. LED Micro ottiche
Micro-optics LED Module
- Mod. Spot Klimt
Spot Klimt Module
- Mod. LED indiretto
Indirect LED Module
- Cover cieca
Blind Cover



NEW CAOS B

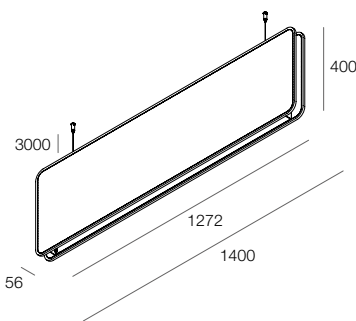
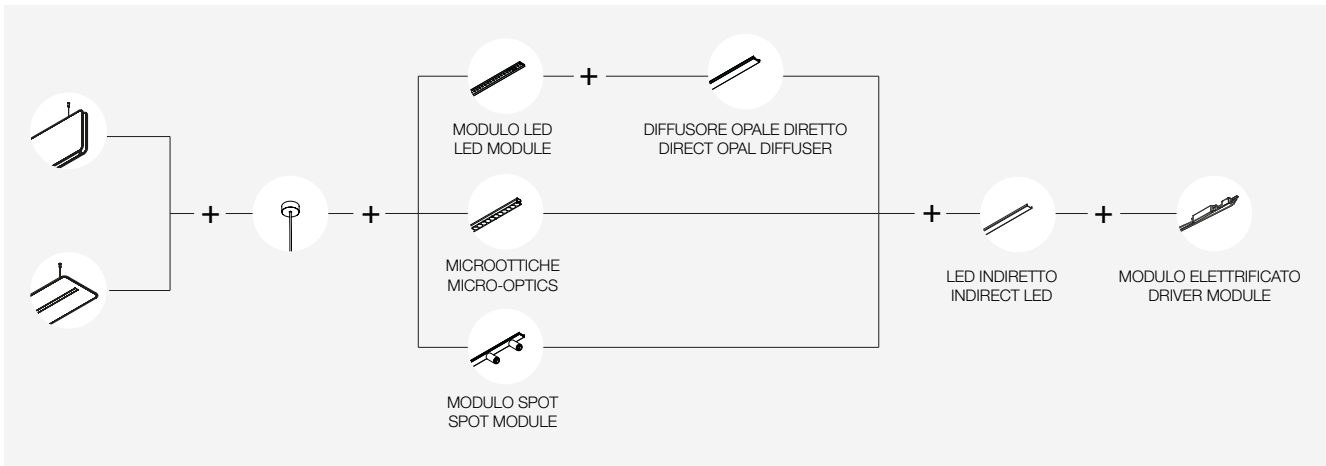


Apparecchio LED biemissione per installazione a sospensione, provvisto di pannello fonoassorbente in feltro PET riciclato con bordatura estetica in filato. Pannello disponibile in quattro finiture materiche: Carbone, Comfort Grey e Lime con bordatura grigia, Sabbia con bordatura ocra. Colorazioni differenti disponibili su richiesta. Telaio in acciaio verniciato a polvere e profilo in lega di alluminio nera predisposto per l'alloggiamento dei moduli elettrificati on-off o DALI/PUSH, e dei moduli luminosi: moduli LED con diffusore opale (diretti e indiretti) - moduli LED micro ottiche - moduli spot LED.

Double-emission LED fixture for suspension installation, equipped with a sound-absorbing panel made of recycled PET felt with a decorative stitched edging. The panel is available in four material finishes: Charcoal, Comfort Grey, and Lime with a grey stitching, and Sand with an ochre stitching. Other colors available upon request. Powder-coated steel frame and black aluminum alloy profile designed to house on-off or DALI/PUSH driver modules, as well as lighting modules: LED modules with opal diffuser (direct and indirect output) - LED micro-optic modules - LED spot modules.



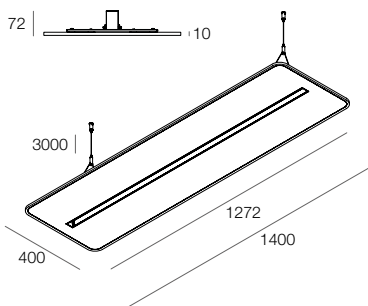
ACOUSTIC



CAOS B VERTICALE
Completo di diffusore opale indiretto e 2 cavi di sospensione in acciaio con regolazione dall'alto. Moduli LED diretti e indiretti, Moduli elettrificati e kit di alimentazione da ordinare a parte.

CAOS B VERTICAL
Complete with indirect opal diffuser and 2 steel suspension cables with top adjustment. Direct and indirect LED Modules, Driver Modules and power supply kit to be ordered separately.

					Euro CHF
114203...	30	31	32	33	1.061,25

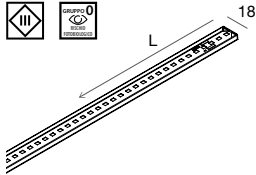


CAOS B ORIZZONTALE
Completo di diffusore opale indiretto e 2 cavi di sospensione in acciaio con regolazione dall'alto. Moduli LED diretti e indiretti, Moduli elettrificati e kit di alimentazione da ordinare a parte.

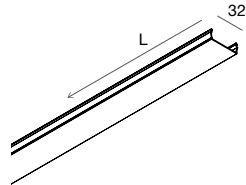
CAOS B HORIZONTAL
Complete with indirect opal diffuser and 2 steel suspension cables with top adjustment. Direct and indirect LED Modules, Driver Modules and power supply kit to be ordered separately.

					Euro CHF
114204...	30	31	32	33	749,50

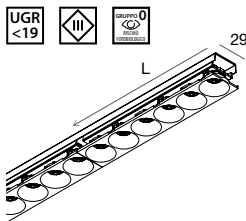
CAOS B

MODULI LED EMISSIONE DIRETTA
DIRECT EMISSION LED MODULESVedi schemi per combinazioni di più Moduli LED
See diagrams for multiple LED Module combinations**MODULO LED
PER DIFFUSORE OPALE**Connettore rapido per modulo
elettrificato incluso. Diffusore opale
da ordinare a parte.**LED MODULE
FOR OPAL DIFFUSER**Quick connector to the driver module
included. Opal diffuser to be ordered
separately.

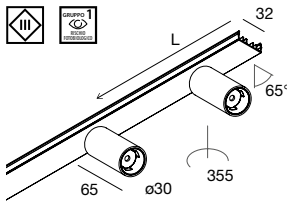
L (mm)				Euro CHF	
636	12W	2700K		113214.99	49,75
636	12W	3000K		113215.99	49,75
636	12W	4000K		113216.99	49,75
1272	24W	2700K		113217.99	73,00
1272	24W	3000K		113218.99	73,00
1272	24W	4000K		113219.99	73,00

**DIFFUSORE OPALE**
Schermo ad incastro a filo.**OPAL DIFFUSER**
Flush screen.

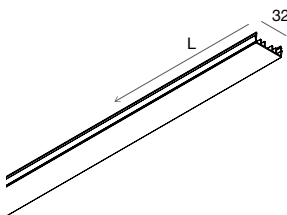
L (mm)	2700K	3000K	4000K	Euro CHF	
636	930 lm	951 lm	1051 lm	113229.99	9,25
1272	1861 lm	1903 lm	2103 lm	113230.99	14,50

**MODULO LED MICRO OTTICHE**Riflettore in PC nero finitura matt, lenti in
PMMA e connettore rapido per modulo
elettrificato inclusi.**MICRO-OPTICS LED MODULE**Matt finish black PC reflector, PMMA
lenses and quick connector for the
driver module included.

L (mm)				Euro CHF		
636	17W	40°	2700K	1708 lm	113211.02	79,50
636	17W	40°	3000K	1798 lm	113212.02	79,50
636	17W	40°	4000K	1893 lm	113213.02	79,50
1272	34W	40°	2700K	3416 lm	113242.02	154,25
1272	34W	40°	3000K	3596 lm	113243.02	154,25
1272	34W	40°	4000K	3786 lm	113244.02	154,25

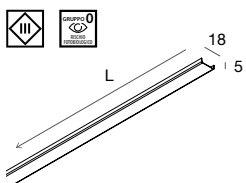
**MODULO SPOT LED KLIMT**Cover con 2 proiettori in lega di
alluminio pressofuso verniciato a polvere
con lenti in policarbonato. Connettore
rapido per modulo elettrificato incluso.**KLIMT LED SPOT MODULE**Cover with 2 projectors in die-cast
aluminum, powder-coated, with
polycarbonate lenses. Quick connector
for the driver module included.

L (mm)				Euro CHF		
636	2x4W	25°	2700K	670 lm	113223.02	216,75
636	2x4W	25°	3000K	716 lm	113224.02	216,75
636	2x4W	25°	4000K	771 lm	113225.02	216,75
636	2x4W	45°	2700K	730 lm	113226.02	216,75
636	2x4W	45°	3000K	779 lm	113227.02	216,75
636	2x4W	45°	4000K	837 lm	113228.02	216,75

**COVER CIECA**In estruso di alluminio verniciato a
polvere, provvista di cablaggio passante.**BLIND COVER**Extruded powder-coated aluminium,
provided with through wiring.

L (mm)				Euro CHF	
636				113233.02	49,75

CAOS B

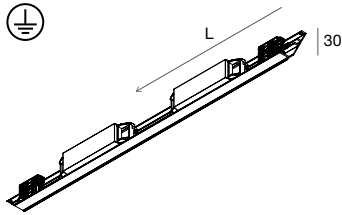
MODULI LED EMISSIONE INDIRETTA
LED MODULES INDIRECT EMISSION**MODULO LED
EMISSIONE INDIRETTA**Connettore rapido per modulo elettrificato
incluso. Non abbinabile a cover cieca.**LED MODULE
INDIRECT EMISSION**Quick connector for driver module included.
Cannot be combined with blind cover.

L (mm)				Euro CHF	
954	18W	2700K	1989 lm	114206.99	69,25
954	18W	3000K	2094 lm	114207.99	69,25
954	18W	4000K	2205 lm	114208.99	69,25

CAOS B

MODULO ELETRIFICATO DRIVER MODULE

Vedi schemi per combinazioni di più Moduli LED
See diagrams for multiple LED Module combinations



MODULO ELETRIFICATO

Alimentazione elettronica per accensioni separate, connettori rapidi per Moduli LED emissione diretta ed indiretta e cablaggio passante inclusi.

DRIVER MODULE

Electronic driver for separate switches, quick connectors for direct and indirect emission LED modules and through wiring included.

L (mm)	1 driver up 1 driver down	Euro CHF	1 driver up 2 drivers down	Euro CHF	1 driver up	Euro CHF
636	113304.99	133,75	-	-	113342.99	83,75
1272	113305.99	142,75	113336.99	173,25	-	-

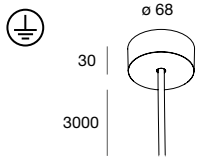
DALI-PUSH

L (mm)	1 driver up 1 driver down	Euro CHF	1 driver up 2 drivers down	Euro CHF	1 driver up	Euro CHF
636	113307.99	185,25	-	-	113343.99	108,75
1272	113308.99	194,25	113339.99	244,00	-	-

ACOUSTIC

CAOS B

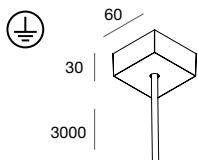
ACCESSORI ACCESSORIES



KIT DI ALIMENTAZIONE PER SOSPENSIONE
ROSONE CIRCOLARE
Cavo con guaina trasparente.

POWER SUPPLY KIT FOR SUSPENSION
ROUND CANOPY
Cable with transparent sheath.

	□	■	L (mm)	Cavo / Cable (mm²)	Euro CHF
109005 ._..	01	02	3000	3x1,5	50,25
109007 ._..	01	02	3000	5x1,5	88,00




KIT DI ALIMENTAZIONE PER SOSPENSIONE
ROSONE QUADRATO
Cavo con guaina trasparente.

POWER SUPPLY KIT FOR SUSPENSION
SQUARE CANOPY
Cable with transparent sheath.

	□	■	L (mm)	Cavo / Cable (mm²)	Euro CHF
109006 ._..	01	02	3000	3x1,5	50,25
109008 ._..	01	02	3000	5x1,5	88,00






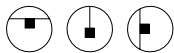
SIX ACOUSTIC

L'accattivante geometria esagonale di Six Acoustic può diventare protagonista di spazi dove è richiesto un livello ridotto dell'acustica. Disponibile con schermo opale o con micro ottiche ad abbagliamento controllato, con la sua varietà di finiture dei profili e dei pannelli fonoassorbenti, Six Acoustic offre opzioni di configurazione uniche per qualsiasi progetto.

The captivating hexagonal geometry of Six Acoustic can become the focal point in spaces where a reduced acoustic level is required. Available with an opal diffuser or micro-optics for controlled glare, Six Acoustic offers unique configuration options for any project, thanks to its variety of profile finishes and acoustic panel materials.

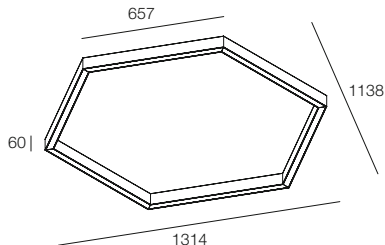
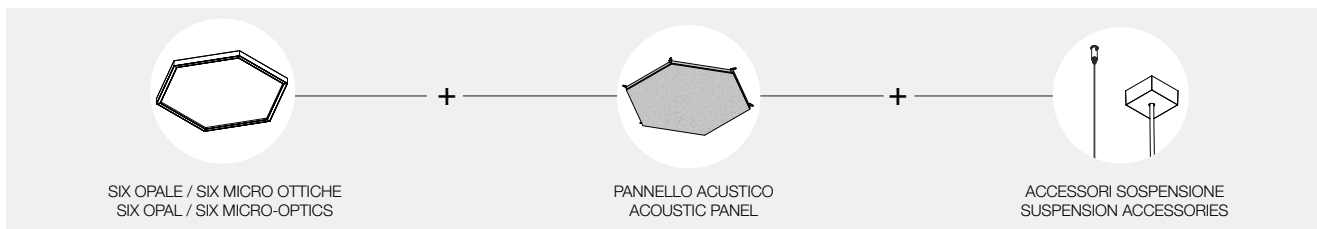


SIX ACOUSTIC



Apparecchio LED ad emissione diretta per installazione a plafone o a sospensione con opportuni accessori, composto da profilo esagonale SIX e pannello fonoassorbente formato da uno strato inferiore di feltro PET riciclato di 9mm e uno strato superiore in fibra di poliestere nero di 30mm. Pannello disponibile in quattro finiture materiche: Carbone, Comfort Grey, Lime e Sabbia. Colorazioni differenti disponibili su richiesta. Disponibile versione con schermo opale o versione con micro ottiche. Corpo in estruso di alluminio e rosone in lega di alluminio pressofusa, verniciati a polvere. Alimentazione elettronica integrata nel profilo, 220-240V 50-60Hz.

Direct-emission LED fixture for ceiling or suspended installation with appropriate accessories, composed of a SIX hexagonal profile and an acoustic panel composed of a 9mm lower layer of recycled PET felt and a 30mm upper layer of black polyester fiber. The felt panel is available in four material finishes: Charcoal, Comfort Grey, Lime, and Sand. Different colors are available upon request. Available in versions with an opal diffuser or micro-optics. Body made of extruded aluminum and canopy in die-cast aluminum, both powder-coated. Integrated electronic power supply within the profile, 220-240V 50-60Hz.



	2700K	3000K	4000K					Euro CHF
70W	5582 lm 113701 ._._	5708 lm 113702 ._._	6308 lm 113703 ._._	<input type="checkbox"/>	<input type="checkbox"/>	<input type="checkbox"/>	<input type="checkbox"/>	1.265,75

DALI-PUSH

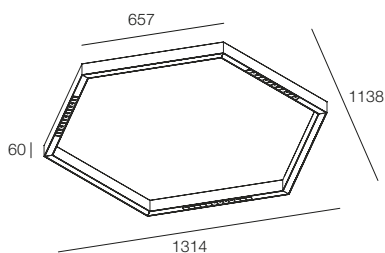
	2700K	3000K	4000K					Euro CHF
70W	5582 lm 113707 ._._	5708 lm 113708 ._._	6308 lm 113709 ._._	<input type="checkbox"/>	<input type="checkbox"/>	<input type="checkbox"/>	<input type="checkbox"/>	1.319,50

SIX OPALE

Alimentazione e schermo opale in PC inclusi. Pannello acustico e accessori per la sospensione da ordinare a parte

SIX OPAL

Power supply and opal PC diffuser included. Acoustic panel and suspension accessories to be ordered separately



	2700K	3000K	4000K					Euro CHF
26W	2562 lm 113704 ._._	2697 lm 113705 ._._	2840 lm 113706 ._._	<input type="checkbox"/>	<input type="checkbox"/>	<input type="checkbox"/>	<input type="checkbox"/>	1.068,25

DALI-PUSH


	2700K	3000K	4000K					Euro CHF
26W	2562 lm 113710 ._._	2697 lm 113711 ._._	2840 lm 113712 ._._	<input type="checkbox"/>	<input type="checkbox"/>	<input type="checkbox"/>	<input type="checkbox"/>	1.095,25

SIX MICRO OTTICHE

Alimentazione e riflettori in PC nero matt con lenti in PMMA inclusi. Pannello acustico e accessori per la sospensione da ordinare a parte

SIX MICRO-OPTICS

Power supply and black matte finish PC reflectors with PMMA lenses included. Acoustic panel and suspension accessories to be ordered separately



PANNELLO ACUSTICO

Pannello fonoassorbente completo di staffe in acciaio da installare su SIX.

ACOUSTIC PANEL

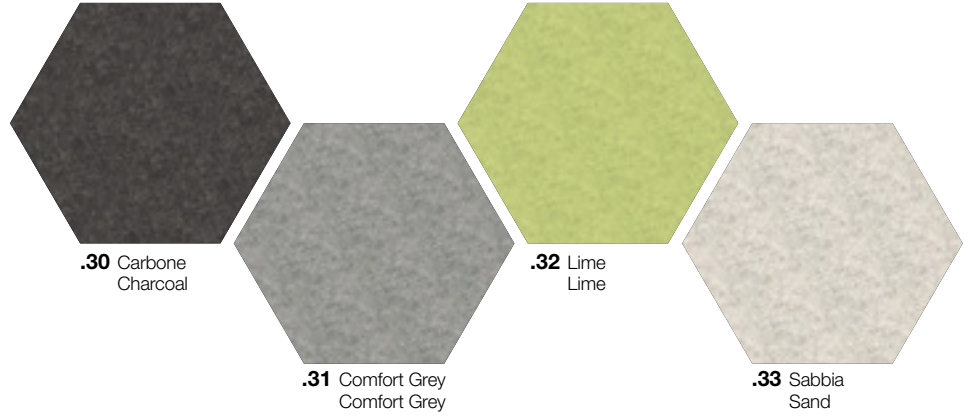
Acoustic panel complete with steel brackets for installation on SIX.



Euro | CHF

114325... 30 31 32 33

670,50



ACOUSTIC

SIX ACOUSTIC

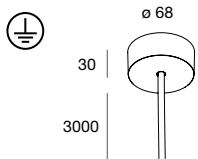
**ACCESSORI PER INSTALLAZIONE A SOSPENSIONE
ACCESSORIES FOR SUSPENSION INSTALLATION**



KIT CAVI DI SOSPENSIONE CON REGOLAZIONE DALL' ALTO (6 pz)
Regolabili, in acciaio con terminale in ottone cromato

SUSPENSION CABLE KIT WITH TOP ADJUSTMENT (6 pcs)
Adjustable steel cables with chrome-plated brass terminals

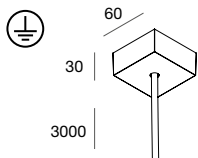
	L (mm)	Euro CHF
113713.99	3000	35,25



KIT DI ALIMENTAZIONE PER SOSPENSIONE ROSONE CIRCOLARE
Cavo con guaina trasparente.

POWER SUPPLY KIT FOR SUSPENSION ROUND CANOPY
Cable with transparent sheath.

		L (mm)	Cavo / Cable (mm ²)	Euro CHF
109005...	01 02	3000	3x1,5	50,25
109007...	01 02	3000	5x1,5	88,00



KIT DI ALIMENTAZIONE PER SOSPENSIONE ROSONE QUADRATO
Cavo con guaina trasparente.

POWER SUPPLY KIT FOR SUSPENSION SQUARE CANOPY
Cable with transparent sheath.

		L (mm)	Cavo / Cable (mm ²)	Euro CHF
109006...	01 02	3000	3x1,5	50,25
109008...	01 02	3000	5x1,5	88,00





HALOS ACOUSTIC HALOS B ACOUSTIC

Novalux presenta la soluzione ideale per integrare comfort acustico e soluzioni illuminotecniche. I pannelli fonoassorbenti in feltro HALOS ACOUSTIC contribuiscono ad aumentare il benessere generale di chi lavora e vive gli ambienti; allo stesso tempo arredano con carattere, grazie alle finiture carbone, comfort grey, lime e sabbia.

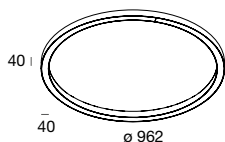
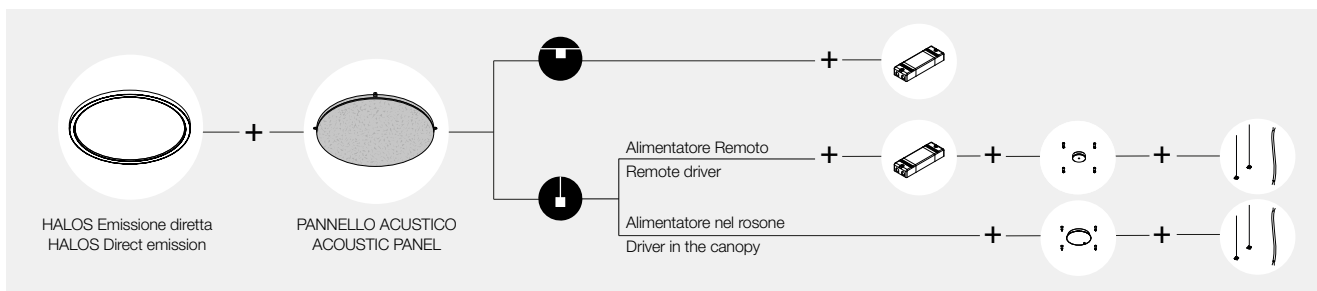
Novalux presents the ideal solution to integrate acoustic comfort and lighting solutions. The sound-absorbing felt panels of HALOS ACOUSTIC contribute to increasing the general well-being of those who work and live in the same environments; at the same time they decorate with personality thanks to the charcoal, comfort grey, lime and sand finishes.

NEW HALOS ACOUSTIC



Apparecchio LED ad emissione diretta per installazione a plafone o sospensione con opportuni accessori, composto da profilo circolare HALOS e pannello fonoassorbente formato da uno strato inferiore di feltro PET riciclato di 9mm e uno strato superiore in fibra di poliestere nero di 30mm. Pannello in feltro disponibile in quattro finiture materiche: Carbone, Comfort Grey, Lime e Sabbia. Colorazioni differenti disponibili su richiesta. Profilo in estruso di alluminio e rosini in acciaio verniciati a polvere, schermi diffusori in PMMA opale. Per installazione a plafone prevedere alimentazione remota da ordinare a parte. Per installazione a sospensione prevedere rosini con alimentazione integrata per cavi di sospensione convergenti o paralleli, oppure rosini per alimentazione remota unitamente a kit di sospensione e cavo di alimentazione. Alimentazione elettronica 220-240V 50/60Hz disponibile anche dimmerabile DALI/PUSH.

Direct-emission LED fixture for ceiling or suspended installation with appropriate accessories, composed of a HALOS circular profile and an acoustic panel composed of a 9mm lower layer of recycled PET felt and a 30mm upper layer of black polyester fiber. The panel is available in four material finishes: Charcoal, Comfort Grey, Lime and Sand. Different colors are available upon request. Extruded aluminium profile and powder-coated steel canopy, opal PMMA diffuser screens. For ceiling mounting it is required remote driver to be ordered separately. For suspension mounting it is required canopy with integrated driver for converging or parallel suspension cables, or canopy for remote power with suspension kit and power cable. Electronic power supply 220-240V 50/60hz is also available dimmable DALI/PUSH.



HALOS 962
EMISSIONE DIRETTA
Pannello acustico da ordinare a parte.

HALOS 962
DIRECT EMISSION
Acoustic panel to be ordered separately.


		2700K				3000K				4000K								
Ø (mm)		01	02	20	21	22	01	02	20	21	22	01	02	20	21	22	Euro CHF	
962	62W	105135_..	4643 lm	2927 lm	3703 lm	872,75	4859 lm	3182 lm	3875 lm	872,75	5246 lm	3308 lm	4185 lm	872,75				



PANNELLO ACUSTICO HALOS
Pannello fonoassorbente completo di staffe in acciaio da installare su HALOS 962 emissione diretta.



HALOS ACOUSTIC PANEL
Acoustic panel complete with steel brackets for installation on HALOS 962 direct emission.

		Euro CHF			
109907_..	30 31 32 33	549,50			



HALOS ACOUSTIC

ACCESSORI PER INSTALLAZIONE CON ALIMENTAZIONE REMOTA ACCESSORIES FOR REMOTE DRIVER MOUNTING


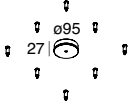



ROSONE PER INSTALLAZIONE SINGOLA
ALIMENTAZIONE REMOTA
Kit di sospensione, cavo di alimentazione
ed alimentatore da ordinare a parte.

CANOPY FOR SINGLE INSTALLATION
REMOTE DRIVER
Suspension kit, power cable and driver
to be ordered separately.

--	--	--	--	--

						Euro CHF
105157...	01	02	20	21	22	61,50

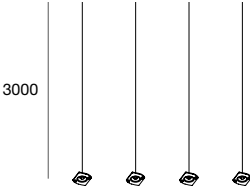



ROSONE PER INSTALLAZIONE DOPPIA
ALIMENTAZIONE REMOTA
2 kit di sospensione, 2 cavi di alimentazione
e 2 alimentatori da ordinare a parte.

CANOPY FOR DOUBLE INSTALLATION
REMOTE DRIVER
2 suspension kits, 2 power cables
and 2 drivers to be ordered separately.

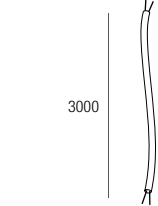
--	--	--	--	--

						Euro CHF
105158...	01	02	20	21	22	105,00



KIT SOSPENSIONE
SUSPENSION KIT


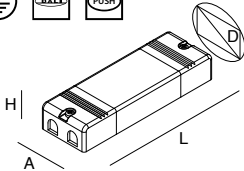
		L (mm)	Euro CHF
105159.99	3000	3000	26,75



CAVO DI ALIMENTAZIONE
Trasparente, bianco o nero.

POWER CABLE
Transparent, white or black.

				L (mm)	Euro CHF		Euro CHF
109001...	00	01	02	3000	33,25		20,50

ALIMENTATORE ELETTRONICO
220-240V 50/60Hz

ELECTRONIC DRIVER
220-240V 50/60Hz

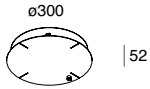
						Euro CHF
105147.99	105	100	31	235		112,25

DALI-PUSH

						Euro CHF
105148.99	105	100	31	235		145,75

HALOS ACOUSTIC

ACCESSORI PER INSTALLAZIONE CON ALIMENTAZIONE INTEGRATA ACCESSORIES FOR INTEGRATED DRIVER MOUNTING



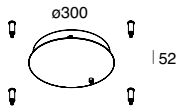
ROSONE PER CAVI CONVERGENTI
PER INSTALLAZIONE SINGOLA
ALIMENTAZIONE INTEGRATA
Kit di sospensione e cavo di alimentazione
da ordinare a parte.

CANOPY FOR CONVERGING CABLES
FOR SINGLE INSTALLATION
INTEGRATED DRIVER
Suspension kit and power cable to be ordered separately.

	<input type="checkbox"/>	<input checked="" type="checkbox"/>	<input type="checkbox"/>	<input type="checkbox"/>	<input type="checkbox"/>	Euro CHF
105149._	01	02	20	21	22	220,75

DALI-PUSH

	<input type="checkbox"/>	<input checked="" type="checkbox"/>	<input type="checkbox"/>	<input type="checkbox"/>	<input type="checkbox"/>	Euro CHF
105150._	01	02	20	21	22	254,25



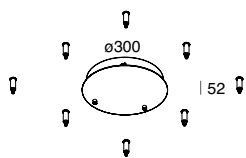
ROSONE PER CAVI PARALLELI
PER INSTALLAZIONE SINGOLA
ALIMENTAZIONE INTEGRATA
Kit di sospensione e cavo di alimentazione
da ordinare a parte.

CANOPY FOR PARALLEL CABLES
FOR SINGLE INSTALLATION
INTEGRATED DRIVER
Suspension kit and power cable to be ordered separately.

	<input type="checkbox"/>	<input checked="" type="checkbox"/>	<input type="checkbox"/>	<input type="checkbox"/>	<input type="checkbox"/>	Euro CHF
105151._	01	02	20	21	22	209,75

DALI-PUSH

	<input type="checkbox"/>	<input checked="" type="checkbox"/>	<input type="checkbox"/>	<input type="checkbox"/>	<input type="checkbox"/>	Euro CHF
105152._	01	02	20	21	22	243,25



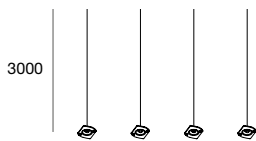
ROSONE PER CAVI PARALLELI
PER INSTALLAZIONE DOPPIA
ALIMENTAZIONE INTEGRATA
2 kit di sospensione e 2 cavi di alimentazione
da ordinare a parte.

CANOPY FOR PARALLEL CABLES
FOR DOUBLE INSTALLATION
INTEGRATED DRIVER
2 suspension kits and 2 power cables
to be ordered separately.

	<input type="checkbox"/>	<input checked="" type="checkbox"/>	<input type="checkbox"/>	<input type="checkbox"/>	<input type="checkbox"/>	Euro CHF
105155._	01	02	20	21	22	371,00

DALI-PUSH

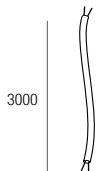
	<input type="checkbox"/>	<input checked="" type="checkbox"/>	<input type="checkbox"/>	<input type="checkbox"/>	<input type="checkbox"/>	Euro CHF
105156._	01	02	20	21	22	437,75



KIT SOSPENSIONE

SUSPENSION KIT

					L (mm)	Euro CHF
105159.99					3000	26,75



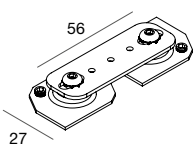
CAVO DI ALIMENTAZIONE
Trasparente, bianco o nero.

POWER CABLE
Transparent, white or black.

	<input checked="" type="checkbox"/>	<input type="checkbox"/>	<input checked="" type="checkbox"/>		L (mm)	Euro CHF	<input checked="" type="checkbox"/>	<input type="checkbox"/>	<input checked="" type="checkbox"/>
109001._	00	01	02		3000	33,25			

HALOS ACOUSTIC

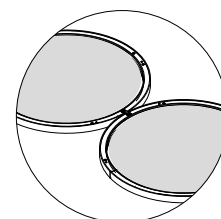
ACCESSORI ACCESSORIES



KIT DI GIUNZIONE MECCANICA
In acciaio verniciato.

MECHANICAL JUNCTION KIT
In painted steel.

	<input type="checkbox"/>	<input checked="" type="checkbox"/>			Euro CHF
109809._	01	02			22,75



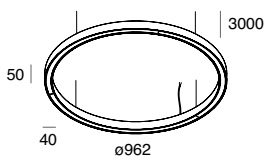
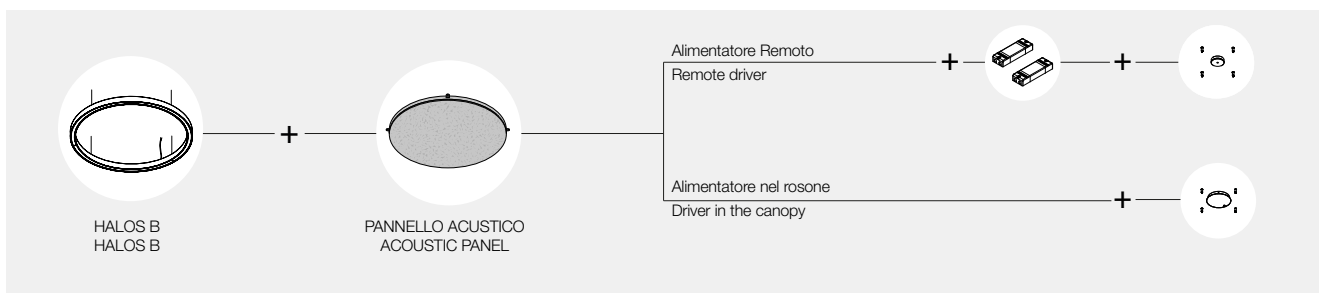


NEW HALOS B ACOUSTIC



Apparecchio LED ad emissione diretta-indiretta con doppia accensione per installazione a sospensione, composto da profilo circolare HALOS B e pannello fonoassorbente formato da uno strato inferiore di feltro PET riciclato di 9mm e uno strato superiore in fibra di poliestere nero di 30mm. Pannello in feltro disponibile in quattro finiture materiche: Carbone, Comfort Grey, Lime e Sabbia. Colorazioni differenti disponibili su richiesta. Profilo in estruso di alluminio e rosoni in acciaio verniciati a polvere, schermi diffusori in PMMA opale. disponibili rosoni con alimentazione integrata per cavi di sospensione convergenti o paralleli, oppure rosoni per alimentazione remota. Alimentazione elettronica 220-240V 50/60Hz disponibile anche DALI/PUSH.

Bi-emission LED fixture with double switch for suspended installation, composed of a HALOS B circular profile and an acoustic panel composed of a 9mm lower layer of recycled PET felt and a 30mm upper layer of black polyester fiber. The felt panel is available in four material finishes: Charcoal, Comfort Grey, Lime and Sand. Different colors are available upon request. Extruded aluminium profile and powder-coated steel canopy, opal PMMA diffuser screens. For ceiling mounting it is required remote driver to be ordered separately. For suspension mounting it is required canopy with integrated driver for converging or parallel suspension cables, or canopy for remote power with suspension kit and power cable. Electronic power supply 220-240V 50/60hz is also available dimmable DALI/PUSH.



HALOS B 962

4 cavi di sospensione L. 3000 mm e cavo di alimentazione inclusi (4x0,5mmq per bianco e nero o 4x0,75 mmq trasparente per gli altri colori). Pannello acustico e rosone per alimentazione remota o integrata da ordinare a parte.

HALOS B 962

4 suspension cables L. 3000 mm and power cable included (4x0,5 mmq for white and black or 4x0,75mmq transparent for other colours). Acoustic panel and canopy for remote or integrated driver to be ordered separately.

2700K

Ø (mm)											
962	124W	107119_	01	11933 lm	02	20	21	7523 lm	22	9517 lm	1.189,00

3000K

Ø (mm)											
962	124W	107120_	01	12488 lm	02	20	21	8177 lm	22	9959 lm	1.189,00

4000K

Ø (mm)											
962	124W	107121_	01	13488 lm	02	20	21	8499 lm	22	10752 lm	1.189,00




PANNELLO ACUSTICO HALOS B

Pannello fonoassorbente completo di staffe in acciaio da installare su HALOS 962 emissione diretta.

HALOS B ACOUSTIC PANEL

Acoustic panel complete with steel brackets for installation on HALOS 962 direct emission.

109908_	30	31	32	33						539,75



.30 Carbone
Charcoal



.31 Comfort Grey
Comfort Grey

.32 Lime
Lime

.33 Sabbia
Sand






HALOS B ACOUSTIC



ACCESSORI PER INSTALLAZIONE CON ALIMENTATORE REMOTO ACCESSORIES FOR INSTALLATION WITH REMOTE DRIVER

ROSONE PER
INSTALLAZIONE SINGOLA
ALIMENTAZIONE REMOTA
Coppia di alimentatori elettronici
da ordinare a parte.






CANOPY FOR
SINGLE INSTALLATION
REMOTE DRIVER
Couple of electronic drivers
to be ordered separately.


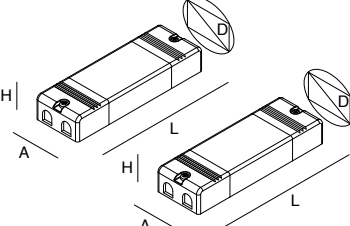
						
105157...	01	02	20	21	22	Euro CHF
						61,50

ROSONE PER
INSTALLAZIONE DOPPIA
ALIMENTAZIONE REMOTA
2 coppie di alimentatori elettronici
da ordinare a parte.

CANOPY FOR
DOUBLE INSTALLATION
REMOTE DRIVER
2 couples of electronic drivers
to be ordered separately.

						
105158...	01	02	20	21	22	Euro CHF
						105,00

COPPIA DI ALIMENTATORI
ELETTRONICI
230-240V 50/60 Hz
Per versioni 962mm e 1440mm.

COUPLE OF ELECTRONIC DRIVERS
230-240V 50/60 Hz
Suitable for both versions 962mm
and 1440mm.


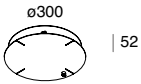
	D (mm)	A (mm)	H (mm)	L (mm)	Euro CHF
107125.99	105	100	31	235	207,50

DALI-PUSH

	D (mm)	A (mm)	H (mm)	L (mm)	Euro CHF
107126.99	105	100	31	235	274,50






HALOS B ACOUSTIC

ACCESSORI PER INSTALLAZIONE CON ALIMENTATORE NEL ROSONE ACCESSORIES FOR INSTALLATION WITH DRIVER IN THE CANOPY










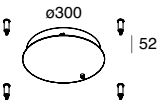
ROSONE PER
CAVI CONVERGENTI
ALIMENTAZIONE INTEGRATA
Per versioni 962mm e 1440mm.
Prevista accensione unica per
gestione PUSH.

CANOPY FOR
CONVERGING CABLES
INTEGRATED DRIVER
Suitable for both versions 962mm
and 1440mm.
Single switch for PUSH management.

						
107127...	01	02	20	21	22	Euro CHF
						339,50






DALI-PUSH

						
107128...	01	02	20	21	22	Euro CHF
						406,75









ROSONE PER
CAVI PARALLELI
ALIMENTAZIONE INTEGRATA
Per versioni 962mm e 1440mm.
Prevista accensione unica per gestione
PUSH.

CANOPY FOR
PARALLEL CABLES
INTEGRATED DRIVER
Suitable for both versions 962mm and
1440mm.
Single switch for PUSH management.

						
107129...	01	02	20	21	22	Euro CHF
						328,50

DALI-PUSH

						
107130...	01	02	20	21	22	Euro CHF
						395,75

CEILING SUSPENSION

SIX	270
P-30 READY	275
ELIS	278
HALOS	288
HALOS B	294
HALOS MINI	298
HALOS SPOT	308
ARK	314
ROTO EVO	318
CALIMERO	322
WENDY	324
MINI TUBE	326
Bridge System	
COLLINS SP	334
CRYSTAL	338
SELMA	340
PATTY	340
MISS SP	344
MISS PL	350
COLLINS PL	352
KONE PL	356
OWL	358
GECO	360
GECO MINI	360
TIN	362
HONEY PL	364
HONEY IN	366
SPYGLASS	368
LUNA	370

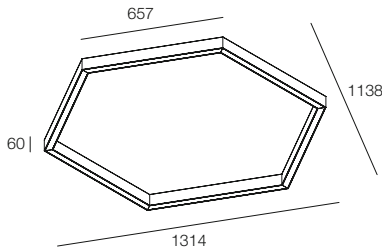


NEW

SIX

Profilo LED esagonale a luce diretta, per installazione a sospensione con opportuni accessori, plafone e parete. Disponibile versione con schermo opale e versione con micro ottiche. Corpo in estruso di alluminio e rosone in lega di alluminio pressofusa, verniciati a polvere. Alimentazione elettronica integrata nel profilo, 220-240V 50-60Hz.

Hexagonal LED profile with direct light, designed for suspended installation with appropriate accessories, as well as ceiling and wall mounting. Available in versions with an opal diffuser or micro-optics. Body made of extruded aluminum and canopy in die-cast aluminum alloy, both powder-coated. Electronic power supply integrated into the profile, 220-240V 50-60Hz.

**SIX OPALE**

Alimentazione e schermo opale in PC inclusi. Accessori per la sospensione da ordinare a parte

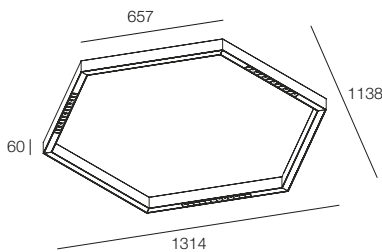
SIX OPAL

Power supply and opal PC diffuser included. Suspension accessories to be ordered separately

	2700K	3000K	4000K					Euro CHF
70W	5582 lm 113701 ...	5708 lm 113702 ...	6308 lm 113703 ...	01	02	20	21	1.265,75

DALI-PUSH

	2700K	3000K	4000K					Euro CHF
70W	5582 lm 113707 ...	5708 lm 113708 ...	6308 lm 113709 ...	01	02	20	21	1.319,50

**SIX MICRO OTTICHE**

Alimentazione e riflettori in PC nero matt con lenti in PMMA inclusi. Accessori per la sospensione da ordinare a parte

SIX MICRO-OPTIC

Power supply and black matte finish PC reflectors with PMMA lenses included. Suspension accessories to be ordered separately

	2700K	3000K	4000K					Euro CHF
26W	2562 lm 113704 ...	2697 lm 113705 ...	2840 lm 113706 ...	01	02	20	21	1.068,25

DALI-PUSH

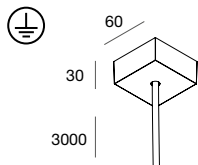
	2700K	3000K	4000K					Euro CHF
26W	2562 lm 113710 ...	2697 lm 113711 ...	2840 lm 113712 ...	01	02	20	21	1.095,25

ACCESSORI PER INSTALLAZIONE A SOSPENSIONE
ACCESSORIES FOR SUSPENSION INSTALLATION


KIT CAVI DI SOSPENSIONE CON
REGOLAZIONE DALL' ALTO (6 pz)
Regolabili, in acciaio con terminale in ottone
cromato

	L (mm)	Euro CHF
113713.99	3000	35,25

SUSPENSION CABLE KIT WITH TOP
ADJUSTMENT (6 pcs)
Adjustable steel cables with chrome-plated
brass terminals



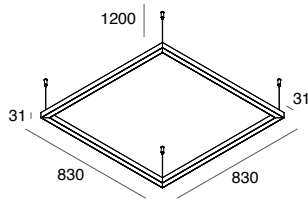
KIT DI ALIMENTAZIONE PER SOSPENSIONE
Cavo con guaina trasparente

	<input type="checkbox"/>	<input type="checkbox"/>	<input type="checkbox"/>	<input type="checkbox"/>	L (mm)	Cavo / Cable (mm ²)	Euro CHF
109006.---	01	02	20	21	3000	3x1,5	50,25
109008.---	01	02	20	21	3000	5x1,5	88,00

POWER SUPPLY KIT FOR SUSPENSION
Cable with transparent sheath





**P-30 READY QUADRATO**

SOSPENSIONE

Cavi di sospensione L 1200 mm inclusi
Kit di alimentazione da ordinare a parte
Alimentatore elettronico incluso

P-30 READY SQUARE

SUSPENSION

Suspension cables L 1200 mm included
Power supply kit to be ordered separately
Electronic driver included

2700K

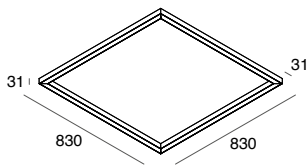
L (mm)			<input type="checkbox"/>	<input type="checkbox"/>	<input type="checkbox"/>	<input type="checkbox"/>	<input type="checkbox"/>	Euro CHF	
830x830	32W	1058C6 ._._	01	3767 lm	02	20	21	2962 lm	701,25

3000K

L (mm)			<input type="checkbox"/>	<input type="checkbox"/>	<input type="checkbox"/>	<input type="checkbox"/>	<input type="checkbox"/>	Euro CHF	
830x830	32W	103335 ._._	01	4008 lm	02	20	21	3152 lm	701,25

4000K

L (mm)			<input type="checkbox"/>	<input type="checkbox"/>	<input type="checkbox"/>	<input type="checkbox"/>	<input type="checkbox"/>	Euro CHF	
830x830	32W	103336 ._._	01	4240 lm	02	20	21	3336 lm	701,25

**P-30 READY QUADRATO**

PLAFONE / PARETE

Alimentatore elettronico incluso

P-30 READY SQUARE

CEILING MOUNTED / WALL MOUNTED

Electronic driver included

2700K

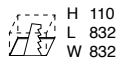
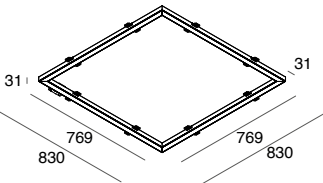
L (mm)			<input type="checkbox"/>	<input type="checkbox"/>	<input type="checkbox"/>	<input type="checkbox"/>	<input type="checkbox"/>	Euro CHF	
830x830	32W	1058C4 ._._	01	3767 lm	02	20	21	2962 lm	714,50

3000K

L (mm)			<input type="checkbox"/>	<input type="checkbox"/>	<input type="checkbox"/>	<input type="checkbox"/>	<input type="checkbox"/>	Euro CHF	
830x830	32W	103337 ._._	01	4008 lm	02	20	21	3152 lm	714,50

4000K

L (mm)			<input type="checkbox"/>	<input type="checkbox"/>	<input type="checkbox"/>	<input type="checkbox"/>	<input type="checkbox"/>	Euro CHF	
830x830	32W	103338 ._._	01	4240 lm	02	20	21	3336 lm	714,50

**P-30 READY QUADRATO**

INCASSO

per cartongesso di spessore 12,5 mm
Alimentatore elettronico incluso

P-30 READY SQUARE

RECESSED MOUNTED

for 12,5 mm plasterboard
Electronic driver included

2700K

L (mm)			<input type="checkbox"/>	<input type="checkbox"/>	<input type="checkbox"/>	<input type="checkbox"/>	<input type="checkbox"/>	Euro CHF
830x830	32W	3248 lm	1058C8 ._._	01				571,25

3000K

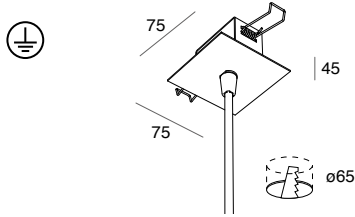
L (mm)			<input type="checkbox"/>	<input type="checkbox"/>	<input type="checkbox"/>	<input type="checkbox"/>	<input type="checkbox"/>	Euro CHF
830x830	32W	3456 lm	103351 ._._	01				571,25

4000K

L (mm)			<input type="checkbox"/>	<input type="checkbox"/>	<input type="checkbox"/>	<input type="checkbox"/>	<input type="checkbox"/>	Euro CHF
830x830	32W	3668 lm	103352 ._._	01				571,25

P-30 READY QUADRATO/RETTANGOLARE

ACCESSORI PER INSTALLAZIONE SOSPENSIONE ACCESSORIES FOR SUSPENSION MOUNTED



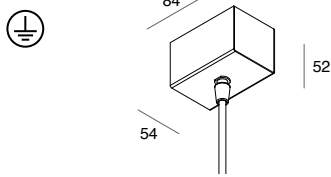
KIT DI ALIMENTAZIONE PER SOSPENSIONE

Rosone ad incasso in controsoffitto di spessore da 5 a 15 mm. Cavo con guaina in tinta per bianco o nero e trasparente per caffè e cappuccino.

POWER SUPPLY FOR SUSPENSION

Recessed ceiling mounted canopy for thickness from 5 up to 15 mm. Cable with matching sheath for white or black and transparent for caffè e cappuccino.

	<input type="checkbox"/>	<input checked="" type="checkbox"/>	<input checked="" type="checkbox"/>	<input checked="" type="checkbox"/>	L (mm)	Cavo / Cable (mm ²)	Euro CHF
103319 ._._	01	02	20	21	1200	3x0,75	41,00



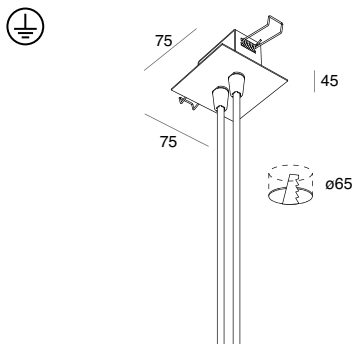
KIT DI ALIMENTAZIONE PER SOSPENSIONE

Rosone a plafone. Cavo con guaina in tinta per bianco o nero e trasparente per caffè e cappuccino.

POWER SUPPLY FOR SUSPENSION

Ceiling mounted canopy. Cable with matching sheath for white or black and transparent for caffè e cappuccino.

	<input type="checkbox"/>	<input checked="" type="checkbox"/>	<input checked="" type="checkbox"/>	<input checked="" type="checkbox"/>	L (mm)	Cavo / Cable (mm ²)	Euro CHF
103320 ._._	01	02	20	21	1200	3x0,75	41,00



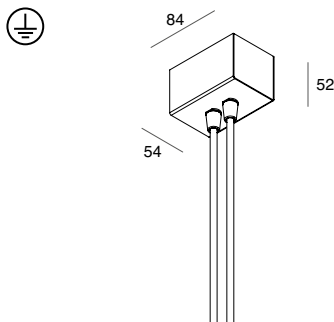
KIT DI ALIMENTAZIONE PER SOSPENSIONE

PER INSTALLAZIONE DOPPIA
Rosone ad incasso in controsoffitto di spessore da 5 a 15 mm. Cavi con guaina in tinta per bianco o nero e trasparente per caffè e cappuccino.

POWER SUPPLY FOR SUSPENSION FOR DOUBLE INSTALLATION

Recessed ceiling mounted canopy for thickness from 5 up to 15 mm. Cables with matching sheath for white or black and transparent for caffè e cappuccino.

	<input type="checkbox"/>	<input checked="" type="checkbox"/>	<input checked="" type="checkbox"/>	<input checked="" type="checkbox"/>	L (mm)	Cavo / Cable (mm ²)	Euro CHF
103367 ._._	01	02	20	21	1200	3x0,75 (x2)	56,50



KIT DI ALIMENTAZIONE PER SOSPENSIONE

PER INSTALLAZIONE DOPPIA
Rosone a plafone. Cavi con guaina in tinta per bianco o nero e trasparente per caffè e cappuccino.

POWER SUPPLY FOR SUSPENSION FOR DOUBLE INSTALLATION

Ceiling mounted canopy. Cables with matching sheath for white or black and transparent for caffè e cappuccino.

	<input type="checkbox"/>	<input checked="" type="checkbox"/>	<input checked="" type="checkbox"/>	<input checked="" type="checkbox"/>	L (mm)	Cavo / Cable (mm ²)	Euro CHF
103368 ._._	01	02	20	21	1200	3x0,75 (x2)	66,50

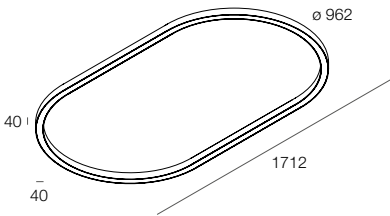


ELIS



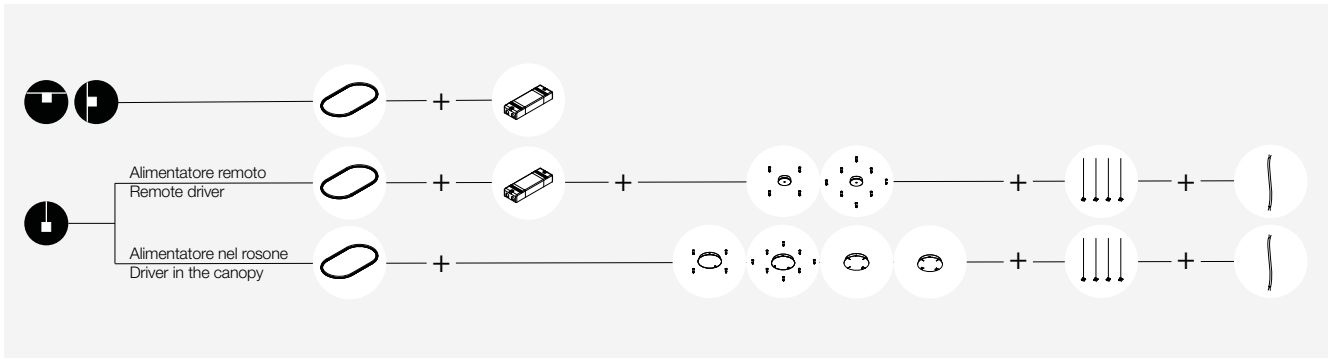
Profilo LED ovale a luce diretta, per installazione a sospensione, plafone o parete.
 Corpo in estruso di alluminio e rosoni in acciaio verniciato a polvere, schermo diffusore in PMMA opale.
 Per installazione a plafone/parete prevedere alimentazione remota da ordinare a parte.
 Per installazione a sospensione prevedere il kit con cavi di sospensione convergenti, e alimentatore elettronico integrato nel rosone, oppure il kit con cavi di sospensione e rosone e alimentatore elettronico remoto da ordinare a parte.

Oval LED profile with direct light emission, for suspended, wall or ceiling mounting.
 Body made of extruded aluminium, canopy made of powder coated steel and PMMA opal diffuser.
 For ceiling/wall mounting it is required the remote electronic driver to be ordered separately.
 For suspension mounting it is required the convergent suspension cables and integrated electronic driver kit, or the suspension cables and canopy kit adding the remote electronic driver to be ordered separately.



		2700K					
							Euro CHF
93W	113401._	01 6965 lm	02 5920 lm	20	21 5920 lm	22 6268 lm	1.921,00
		3000K					
							Euro CHF
93W	113402._	01 7289 lm	02 6195 lm	20	21 6195 lm	22 6560 lm	1.921,00
		4000K					
							Euro CHF
93W	113403._	01 7869 lm	02 6688 lm	20	21 6688 lm	22 7082 lm	1.921,00

Per misure custom, contattare l'ufficio tecnico Novalux.
 For custom sizes, please contact Novalux technical department.



ELIS

ACCESSORI PER INSTALLAZIONE A SOSPENSIONE / PLAFONE / PARETE CON ALIMENTAZIONE REMOTA ACCESSORIES FOR SUSPENSION / CEILING / WALL MOUNTING WITH REMOTE DRIVER

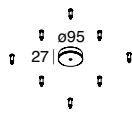


ROSONE PER INSTALLAZIONE SINGOLA
ALIMENTAZIONE REMOTA
Kit di sospensione, cavo di alimentazione ed alimentatore elettronico da ordinare a parte.

105157_..	01	02	20	21	22

Euro | CHF
61,50

CANOPY FOR SINGLE INSTALLATION
REMOTE DRIVER
Suspension kit, power cable and electronic driver to be ordered separately.

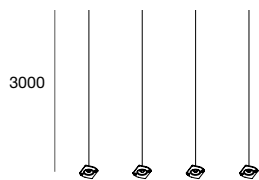


ROSONE PER INSTALLAZIONE DOPPIA
ALIMENTAZIONE REMOTA
2 kit di sospensione, 2 cavi di alimentazione ed alimentatori elettronici da ordinare a parte.

105158_..	01	02	20	21	22

Euro | CHF
105,00

CANOPY FOR DOUBLE INSTALLATION
REMOTE DRIVER
2 Suspension kits, 2 power cables and electronic drivers to be ordered separately.



KIT SOSPENSIONE
SUSPENSION KIT

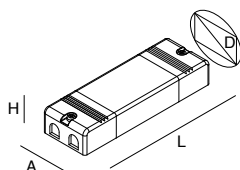
		L (mm)	Euro CHF
105159.99	3000	26,75	

CAVO DI ALIMENTAZIONE
Trasparente, bianco o nero.



POWER CABLE
Transparent, white or black.

				L (mm)	Euro CHF		Euro CHF		
109001_..	00	01	02	3000	33,25		20,50		



ALIMENTATORE ELETTRONICO
230-240V 50/60 Hz

ELECTRONIC DRIVER
230-240V 50/60 Hz

	D (mm)	A (mm)	H (mm)	L (mm)	Euro CHF
105147.99	105	100	31	235	112,25

DALI-PUSH

	D (mm)	A (mm)	H (mm)	L (mm)	Euro CHF
105148.99	105	100	31	235	145,75



52

ROSONE PER CAVI CONVERGENTI
- PER INSTALLAZIONE SINGOLA
ALIMENTAZIONE INTEGRATA
Kit di sospensione e cavo di alimentazione da ordinare a parte.

CANOPY FOR CONVERGING CABLES
- FOR SINGLE INSTALLATION
INTEGRATED DRIVER
Suspension kit and power cable to be ordered separately.

						Euro CHF
105149_..	01	02	20	21	22	220,75

DALI-PUSH

						Euro CHF
105150_..	01	02	20	21	22	254,25



52

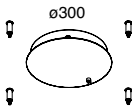
ROSONE PER CAVI CONVERGENTI
- PER INSTALLAZIONE DOPPIA
ALIMENTAZIONE INTEGRATA
2 kit sospensione e 2 cavi di alimentazione da ordinare a parte.

CANOPY FOR CONVERGING CABLES
- FOR DOUBLE INSTALLATION
INTEGRATED DRIVER
Suspension kit and power cable to be ordered separately.

						Euro CHF
105153_..	01	02	20	21	22	382,00

DALI-PUSH

						Euro CHF
105154_..	01	02	20	21	22	449,50



52

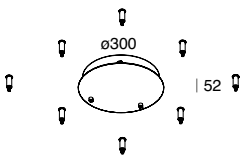
ROSONE PER CAVI PARALLELI
- PER INSTALLAZIONE SINGOLA
ALIMENTAZIONE INTEGRATA
Kit di sospensione e cavo di alimentazione da ordinare a parte.

CANOPY FOR PARALLEL CABLES
- FOR SINGLE INSTALLATION
INTEGRATED DRIVER
Suspension kit and power cable to be ordered separately.

						Euro CHF
105151_..	01	02	20	21	22	209,75

DALI-PUSH

						Euro CHF
105152_..	01	02	20	21	22	243,25



52

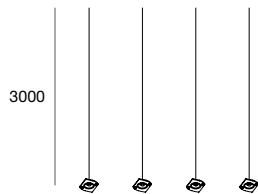
ROSONE PER CAVI PARALLELI
- PER INSTALLAZIONE DOPPIA
ALIMENTAZIONE INTEGRATA
2 kit sospensione e 2 cavi di alimentazione da ordinare a parte.

CANOPY FOR PARALLEL CABLES
- FOR DOUBLE INSTALLATION
INTEGRATED DRIVER
Suspension kit and power cable to be ordered separately.

						Euro CHF
105155_..	01	02	20	21	22	371,00

DALI-PUSH

						Euro CHF
105156_..	01	02	20	21	22	437,75



3000

KIT SOSPENSIONE

SUSPENSION KIT

		L (mm)	Euro CHF
105159.99		3000	26,75



3000

CAVO DI ALIMENTAZIONE
Trasparente, bianco o nero.

POWER CABLE
Transparent, white or black.

				L (mm)	Euro CHF		Euro CHF		
109001_..	00	01	02	3000	33,25				





HALOS FAMILY

HALOS FAMILY è una raffinata collezione di apparecchi di illuminazione a forma di anello, progettata per offrire versatilità ed eleganza. Disponibile in diverse versioni, diametri e finiture, include varianti con emissione luminosa interna, diretta e biemissione, modelli con spot orientabili integrati, configurazioni per montaggio verticale e applique. Ogni elemento può essere utilizzato singolarmente o combinato per creare scenografiche composizioni luminose.

HALOS FAMILY is a sophisticated collection of ring-shaped lighting fixtures designed to offer versatility and elegance. Available in various versions, diameters, and finishes, it includes options with inner light emission, direct and dual emission, models with integrated adjustable spots, vertical mounting configurations, and wall sconces. Each element can be used individually or combined to create striking lighting compositions.

HALOS FAMILY

INSTALLAZIONI
INSTALLATIONS

HALOS

Emissione diretta
Direct emission

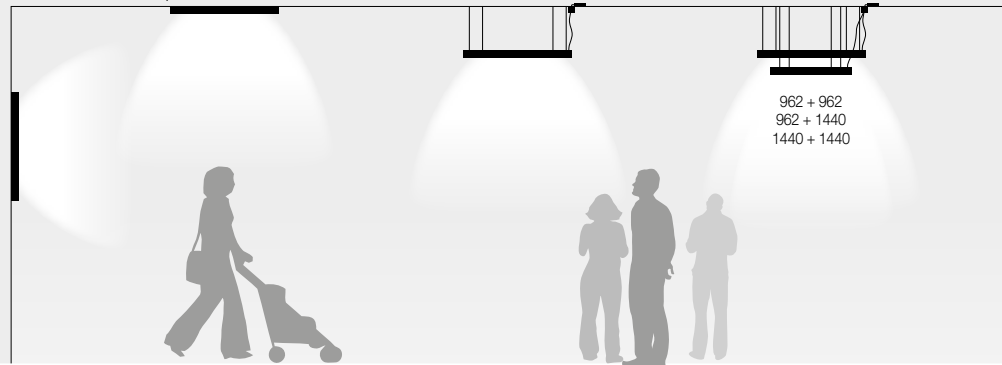


Emissione interna
Internal emission



- .01 Bianco - White
- .02 Nero - Black
- .20 Caffè
- .21 Cappuccino
- .22 Oro - Gold

DRIVER REMOTO | REMOTE DRIVER



HALOS B

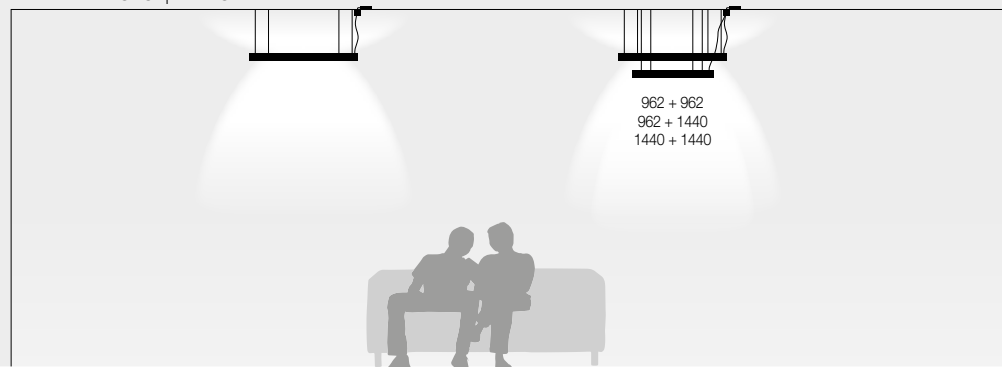
Emissione
diretta/indiretta



Direct/indirect
emission

- .01 Bianco - White
- .02 Nero - Black
- .20 Caffè
- .21 Cappuccino
- .22 Oro - Gold

DRIVER REMOTO | REMOTE DRIVER



HALOS SPOT

Emissione interna
Internal emission

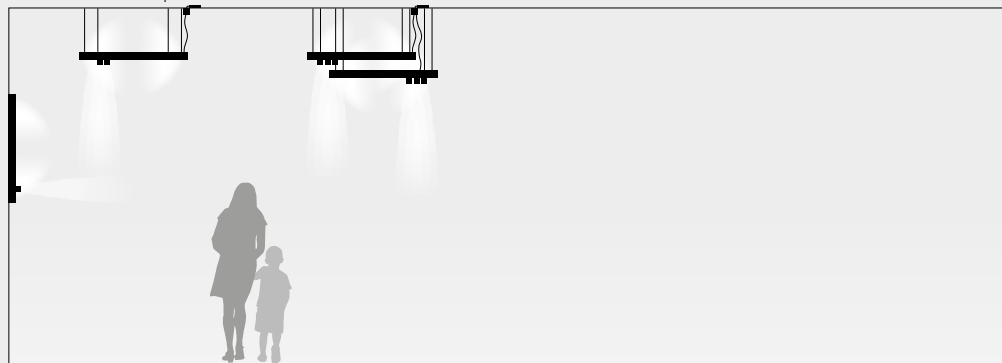


Emissione Diretta
Direct emission



- .01 Bianco - White
- .02 Nero - Black
- .20 Caffè
- .21 Cappuccino
- .22 Oro - Gold

DRIVER REMOTO | REMOTE DRIVER



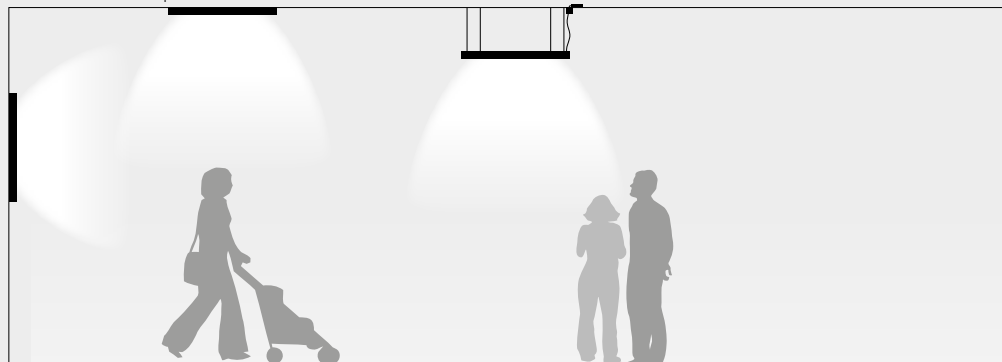
HALOS ACOUSTIC

Emissione Diretta
Direct emission

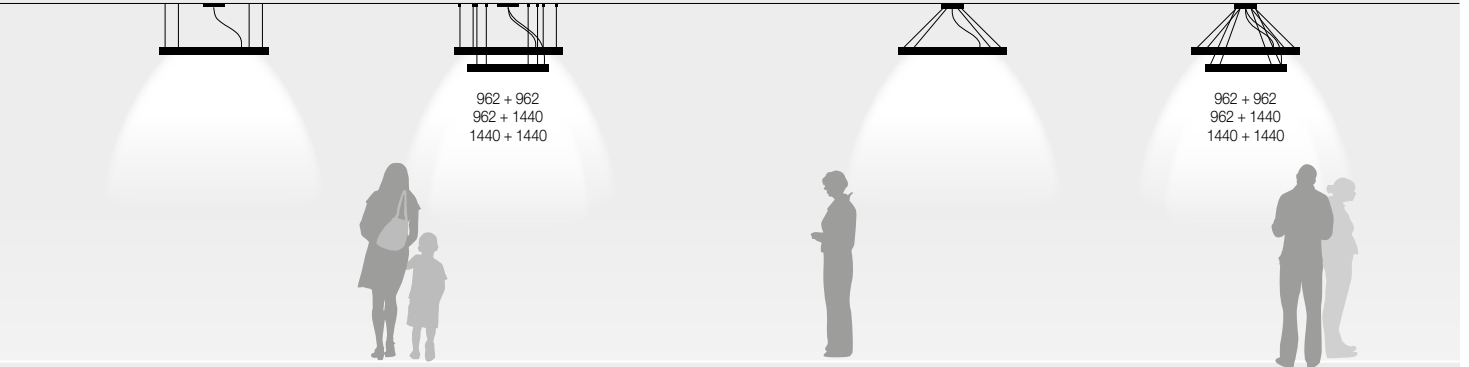


- .01 Bianco - White
- .02 Nero - Black
- .20 Caffè
- .21 Cappuccino
- .22 Oro - Gold

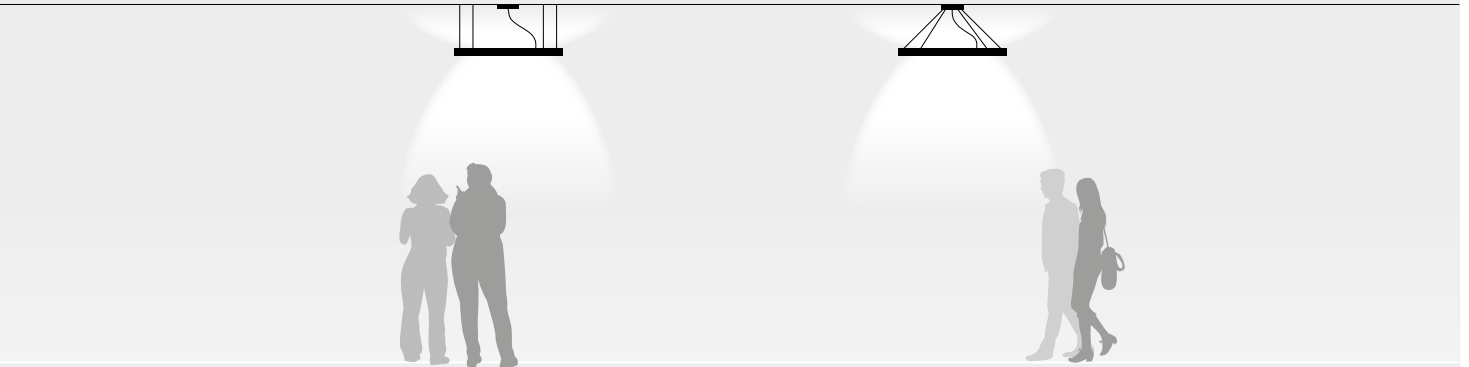
DRIVER REMOTO | REMOTE DRIVER



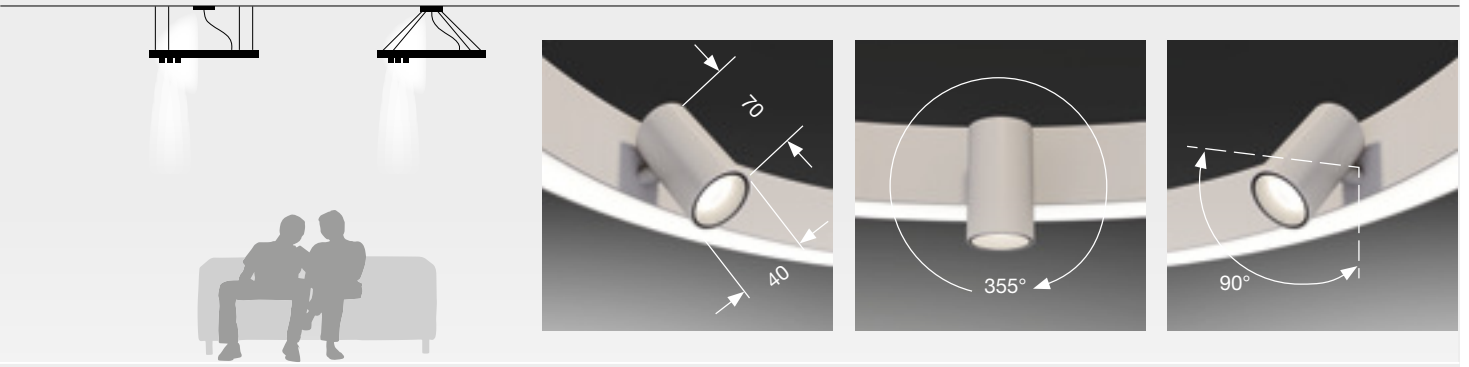
DRIVER NEL ROSONE | DRIVER IN THE CANOPY



DRIVER NEL ROSONE | DRIVER IN THE CANOPY



DRIVER NEL ROSONE | DRIVER IN THE CANOPY



DRIVER NEL ROSONE | DRIVER IN THE CANOPY



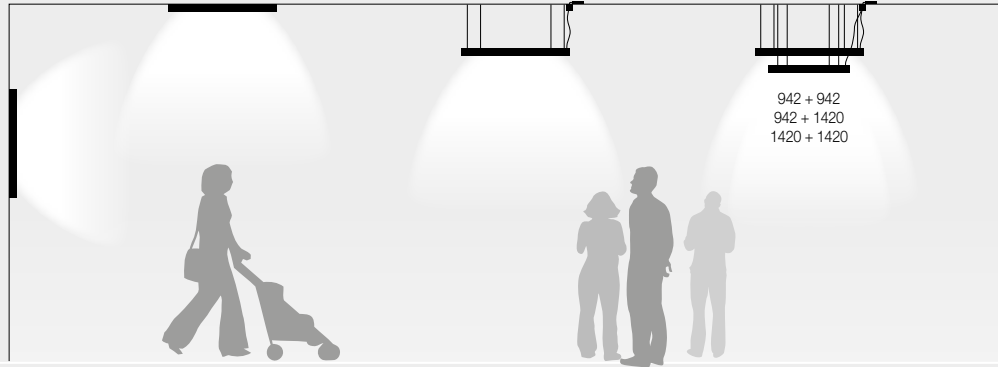
HALOS MINI

Emissione Diretta
Direct emission



- .01 Bianco - White
- .02 Nero - Black
- .20 Caffè
- .21 Cappuccino
- .22 Oro - Gold

DRIVER REMOTO | REMOTE DRIVER



942 + 942
942 + 1420
1420 + 1420

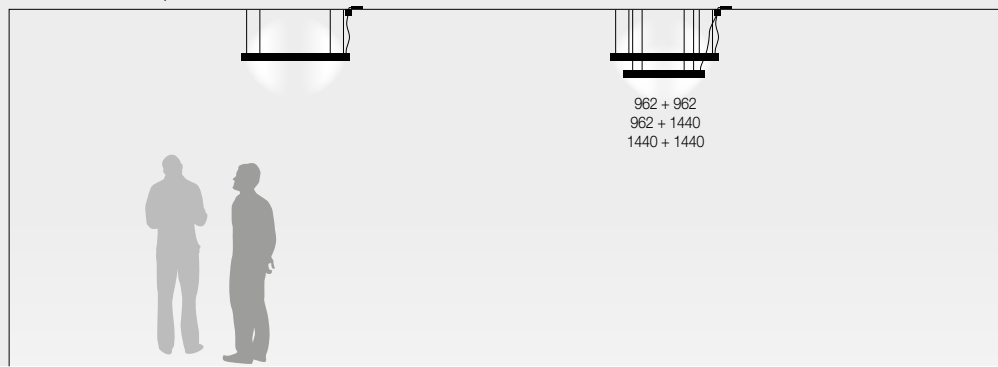
HALOS MINI

Emissione interna
Internal emission



- .01 Bianco - White
- .02 Nero - Black
- .20 Caffè
- .21 Cappuccino
- .22 Oro - Gold

DRIVER REMOTO | REMOTE DRIVER



962 + 962
962 + 1440
1440 + 1440

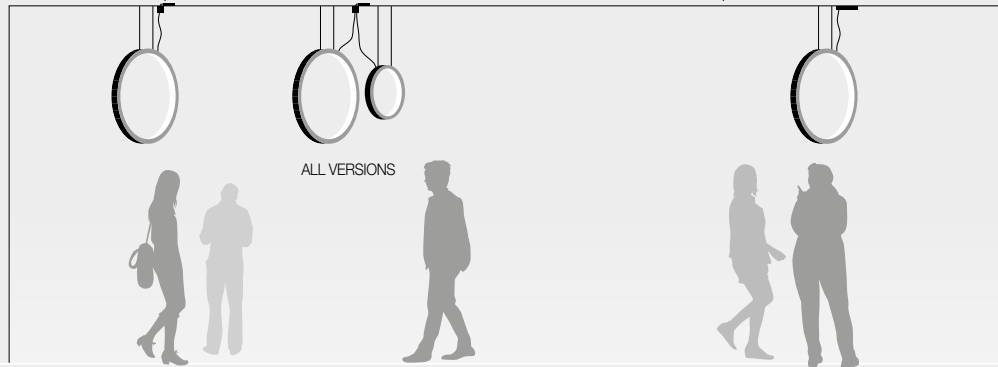
HALOS MINI VERTICALE

Emissione interna
Internal emission



- .01 Bianco - White
- .02 Nero - Black
- .20 Caffè
- .21 Cappuccino
- .22 Oro - Gold

DRIVER REMOTO | REMOTE DRIVER



ALL VERSIONS

DRIVER NEL ROSONE | DRIVER IN THE CANOPY

HALOS MINI APPLIQUE

Emissione interna
Internal emission



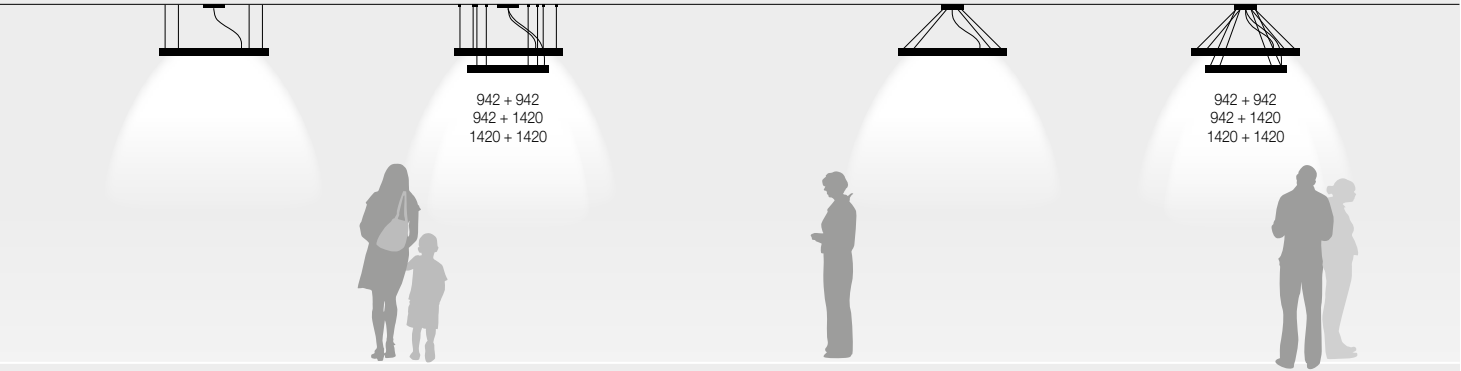
- .01 Bianco - White
- .02 Nero - Black
- .20 Caffè
- .21 Cappuccino
- .22 Oro - Gold

DRIVER REMOTO | REMOTE DRIVER

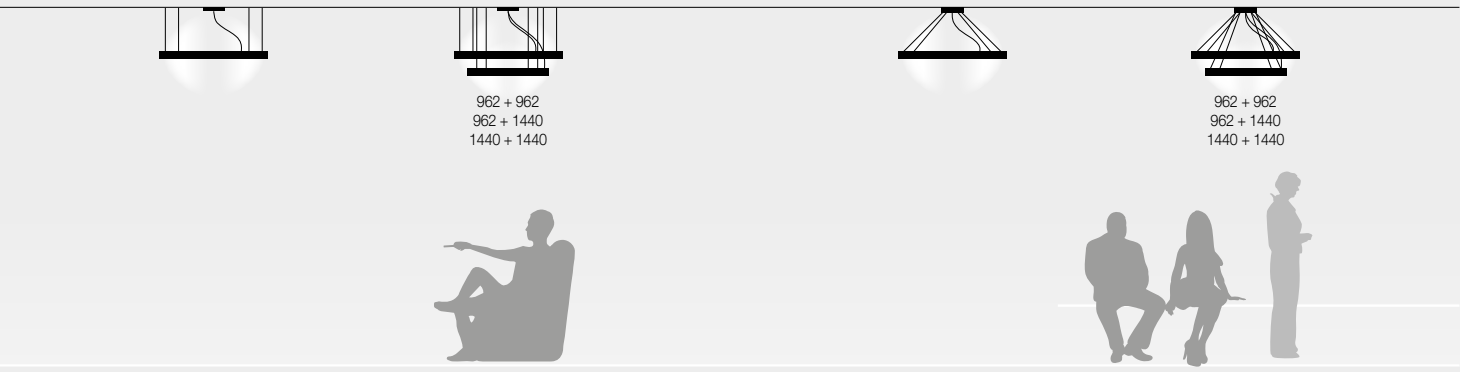


VEDI SEZIONE WALL | SEE WALL SECTION

DRIVER NEL ROSONE | DRIVER IN THE CANOPY

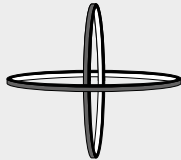


DRIVER NEL ROSONE | DRIVER IN THE CANOPY




HALOS MINI MIX

Emissione interna
Internal emission



- .01 Bianco - White
- .02 Nero - Black
- .20 Caffè
- .21 Cappuccino
- .22 Oro - Gold

DRIVER REMOTO | REMOTE DRIVER

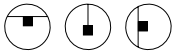




HALOS

EMISSIONE DIRETTA

DIRECT EMISSION

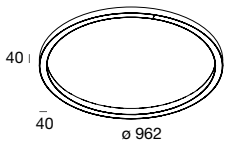


Profilo LED circolare a luce diretta, per installazione a sospensione, plafone o parete.
 Corpo in estruso di alluminio e rosone in acciaio verniciato a polvere, schermo diffusore in PMMA opale.
 Per installazione a plafone/parete prevedere alimentazione remota da ordinare a parte.
 Per installazione a sospensione prevedere il kit con cavi di sospensione convergenti, e alimentatore elettronico integrato nel rosone, oppure il kit con cavi di sospensione e rosone e alimentatore elettronico remoto da ordinare a parte.

Circular LED profile with direct light emission, for suspended, wall or ceiling mounting.
 Body made of extruded aluminium, canopy made of powder coated steel and PMMA opal diffuser.
 For ceiling/wall mounting it is required the remote electronic driver to be ordered separately.
 For suspension mounting it is required the convergent suspension cables and integrated electronic driver kit, or the suspension cables and canopy kit adding the remote electronic driver to be ordered separately.



CEILING
SUSPENSION



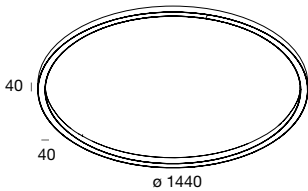
HALOS 962
EMISSIONE DIRETTA

HALOS 962
DIRECT EMISSION

2700K						Euro CHF	
Ø (mm)		01	02	20	21	22	
962	62W	105135_	4643 lm	2927 lm	2927 lm	3703 lm	872,75

3000K						Euro CHF	
Ø (mm)		01	02	20	21	22	
962	62W	105136_	4859 lm	3182 lm	3182 lm	3875 lm	872,75

4000K						Euro CHF	
Ø (mm)		01	02	20	21	22	
962	62W	105137_	5246 lm	3308 lm	3308 lm	4185 lm	872,75



HALOS 1440
EMISSIONE DIRETTA

HALOS 1440
DIRECT EMISSION

2700K						Euro CHF	
Ø (mm)		01	02	20	21	22	
1440	93W	105138_	6965 lm	4391 lm	4391 lm	5555 lm	1.180,75

3000K						Euro CHF	
Ø (mm)		01	02	20	21	22	
1440	93W	105139_	7289 lm	4772 lm	4772 lm	5814 lm	1.180,75

4000K						Euro CHF	
Ø (mm)		01	02	20	21	22	
1440	93W	105140_	7869 lm	4961 lm	4961 lm	6277 lm	1.180,75

HALOS

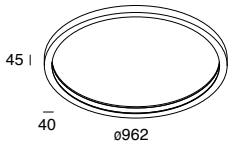
EMISSIONE INTERNA

INTERNAL EMISSION



Profilo LED circolare a luce interna, per installazione a sospensione, plafone o parete.
Corpo in estruso di alluminio e rosone in acciaio verniciato a polvere, schermo diffusore in policarbonato opale. Per installazione a plafone/parete prevedere alimentazione remota da ordinare a parte. Per installazione a sospensione prevedere il kit con cavi di sospensione convergenti, e alimentatore elettronico integrato nel rosone, oppure il kit con cavi di sospensione e rosone e alimentatore elettronico remoto da ordinare a parte.

Circular LED profile with internal light emission, for suspended, wall or ceiling mounting.
Body made of extruded aluminium, canopy made of powder coated steel and polycarbonate opal diffuser. For ceiling/wall mounting it is required the remote electronic driver to be ordered separately. For suspension mounting it is required the convergent suspension cables and integrated electronic driver kit, or the suspension cables and canopy kit adding the remote electronic driver to be ordered separately.



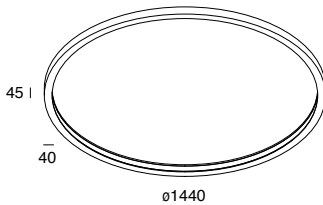
HALOS 962
EMISSIONE INTERNA

HALOS 962
INTERNAL EMISSION

2700K										
Ø (mm)									Euro CHF	
962	62W	105141_..	01	3005 lm	02	20	21	1894 lm	22 2396 lm	687,75

3000K										
Ø (mm)									Euro CHF	
962	62W	105142_..	01	3241 lm	02	20	21	2122 lm	22 2584 lm	687,75

4000K										
Ø (mm)									Euro CHF	
962	62W	105143_..	01	3342 lm	02	20	21	2185 lm	22 2665 lm	687,75



HALOS 1440
EMISSIONE INTERNA

HALOS 1440
INTERNAL EMISSION

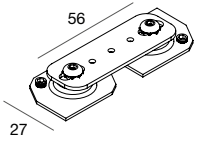
2700K										
Ø (mm)									Euro CHF	
1440	93W	105144_..	01	4507 lm	02	20	21	2841 lm	22 3594 lm	921,50

3000K										
Ø (mm)									Euro CHF	
1440	93W	105145_..	01	4861 lm	02	20	21	3182 lm	22 3876 lm	921,50

4000K										
Ø (mm)									Euro CHF	
1440	93W	105146_..	01	5013 lm	02	20	21	3282 lm	22 3997 lm	921,50

HALOS

ACCESSORI ACCESSORIES



KIT DI GIUNZIONE MECCANICA
In acciaio verniciato.
Solo per installazione a sospensione.

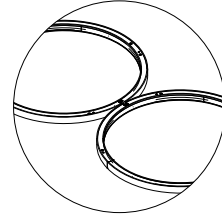
MECHANICAL JUNCTION KIT
In painted steel.
For suspension installation only.

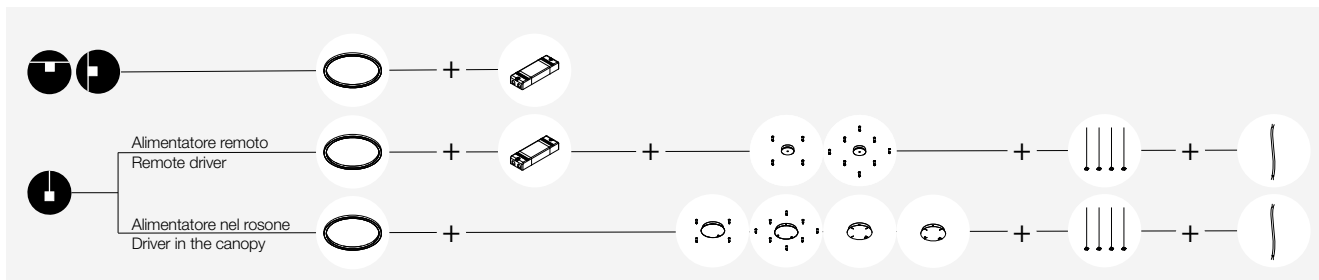


109809_ 01 02

Euro | CHF

22,75





HALOS

ACCESSORI PER INSTALLAZIONE CON ALIMENTATORE REMOTO ACCESSORIES FOR INSTALLATION WITH REMOTE DRIVER



ROSONE PER INSTALLAZIONE SINGOLA
ALIMENTAZIONE REMOTA

Kit di sospensione, cavo di alimentazione ed alimentatore elettronico da ordinare a parte.

CANOPY FOR SINGLE INSTALLATION
REMOTE DRIVER

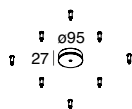
Suspension kit, power cable and electronic driver to be ordered separately.



105157_ 01 02 20 21 22

Euro | CHF

61,50



ROSONE PER INSTALLAZIONE DOPPIA
ALIMENTAZIONE REMOTA

2 kit di sospensione, 2 cavi di alimentazione ed alimentatori elettronici da ordinare a parte.

CANOPY FOR DOUBLE INSTALLATION
REMOTE DRIVER

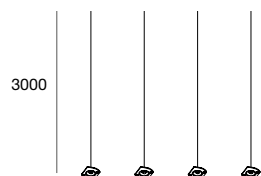
2 Suspension kits, 2 power cables and electronic drivers to be ordered separately.



105158_ 01 02 20 21 22

Euro | CHF

105,00



KIT SOSPENSIONE

SUSPENSION KIT

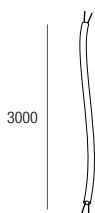
L (mm)

105159.99

3000

Euro | CHF

26,75



CAVO DI ALIMENTAZIONE
Trasparente, bianco o nero.

POWER CABLE
Transparent, white or black.



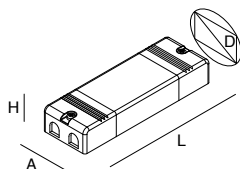
109001_ 00 01 02 3000

Euro | CHF

33,25

Euro | CHF

20,50



ALIMENTATORE ELETTRONICO
230-240V 50/60 Hz
Per versioni 962mm e 1440mm.

ELECTRONIC DRIVER
230-240V 50/60 Hz
Suitable for both versions 962mm
and 1440mm.

D (mm) A (mm) H (mm) L (mm)

105147.99 105 100 31 235 Euro | CHF 112,25

DALI-PUSH

D (mm) A (mm) H (mm) L (mm)

105148.99 105 100 31 235 Euro | CHF 145,75

HALOS

ACCESSORI PER INSTALLAZIONE CON ALIMENTATORE NEL ROSONE ACCESSORIES FOR INSTALLATION WITH DRIVER IN THE CANOPY



52

ROSONE PER CAVI CONVERGENTI
- PER INSTALLAZIONE SINGOLA
ALIMENTAZIONE INTEGRATA
Per versioni 962mm e 1440mm.
Kit di sospensione e cavo di alimentazione da ordinare a parte.

CANOPY FOR CONVERGING CABLES
- FOR SINGLE INSTALLATION
INTEGRATED DRIVER
Suitable for both versions 962mm and 1440mm.
Suspension kit and power cable to be ordered separately.

		Euro CHF
105149...	01 02 20 21 22	220,75

DALI-PUSH

		Euro CHF
105150...	01 02 20 21 22	254,25



52

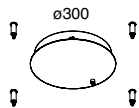
ROSONE PER CAVI CONVERGENTI
- PER INSTALLAZIONE DOPPIA
ALIMENTAZIONE INTEGRATA
Per versioni 962mm e 1440mm.
2 kit sospensione e 2 cavi di alimentazione da ordinare a parte.

CANOPY FOR CONVERGING CABLES
- FOR DOUBLE INSTALLATION
INTEGRATED DRIVER
Suitable for both versions 962mm and 1440mm.
Suspension kit and power cable to be ordered separately.

		Euro CHF
105153...	01 02 20 21 22	382,00

DALI-PUSH

		Euro CHF
105154...	01 02 20 21 22	449,50



52

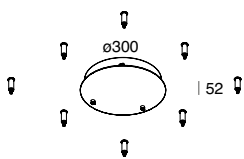
ROSONE PER CAVI PARALLELI
- PER INSTALLAZIONE SINGOLA
ALIMENTAZIONE INTEGRATA
Per versioni 962mm e 1440mm.
Kit di sospensione e cavo di alimentazione da ordinare a parte.

CANOPY FOR PARALLEL CABLES
- FOR SINGLE INSTALLATION
INTEGRATED DRIVER
Suitable for both versions 962mm and 1440mm.
Suspension kit and power cable to be ordered separately.

		Euro CHF
105151...	01 02 20 21 22	209,75

DALI-PUSH

		Euro CHF
105152...	01 02 20 21 22	243,25



52

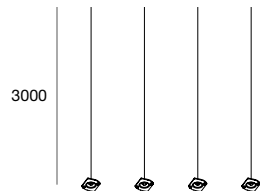
ROSONE PER CAVI PARALLELI
- PER INSTALLAZIONE DOPPIA
ALIMENTAZIONE INTEGRATA
Per versioni 962mm e 1440mm.
2 kit sospensione e 2 cavi di alimentazione da ordinare a parte.

CANOPY FOR PARALLEL CABLES
- FOR DOUBLE INSTALLATION
INTEGRATED DRIVER
Suitable for both versions 962mm and 1440mm.
Suspension kit and power cable to be ordered separately.

		Euro CHF
105155...	01 02 20 21 22	371,00

DALI-PUSH

		Euro CHF
105156...	01 02 20 21 22	437,75



3000

KIT SOSPENSIONE
SUSPENSION KIT

	L (mm)	Euro CHF
105159.99	3000	26,75



3000

CAVO DI ALIMENTAZIONE
Trasparente, bianco o nero.
POWER CABLE
Transparent, white or black.

		L (mm)	Euro CHF		Euro CHF
109001...	00 01 02	3000	33,25		20,50





HALOS B

ACCESSORI PER INSTALLAZIONE CON ALIMENTATORE REMOTO ACCESSORIES FOR INSTALLATION WITH REMOTE DRIVER



ROSONE PER
INSTALLAZIONE SINGOLA
ALIMENTAZIONE REMOTA
Coppia di alimentatori elettronici
da ordinare a parte.

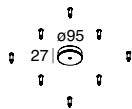


105157_ 01 02 20 21 22

Euro | CHF

61,50

CANOPY FOR
SINGLE INSTALLATION
REMOTE DRIVER
Couple of electronic drivers
to be ordered separately.



ROSONE PER
INSTALLAZIONE DOPPIA
ALIMENTAZIONE REMOTA
2 coppie di alimentatori elettronici
da ordinare a parte.

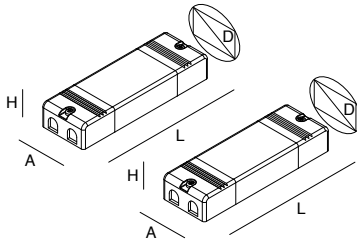


105158_ 01 02 20 21 22

Euro | CHF

105,00

CANOPY FOR
DOUBLE INSTALLATION
REMOTE DRIVER
2 couples of electronic drivers
to be ordered separately.



COPPIA DI ALIMENTATORI
ELETTRONICI
230-240V 50/60 Hz
Per versioni 962mm e 1440mm.

D (mm) A (mm) H (mm) L (mm)

107125.99

105 100 31 235

Euro | CHF

207,50

COUPLE OF ELECTRONIC DRIVERS
230-240V 50/60 Hz
Suitable for both versions 962mm
and 1440mm.

DALI-PUSH

D (mm) A (mm) H (mm) L (mm)

107126.99

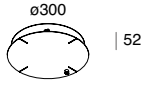
105 100 31 235

Euro | CHF

274,50

HALOS B

ACCESSORI PER INSTALLAZIONE CON ALIMENTATORE NEL ROSONE ACCESSORIES FOR INSTALLATION WITH DRIVER IN THE CANOPY



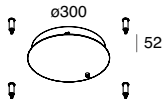
ROSONE PER
CAVI CONVERGENTI
ALIMENTAZIONE INTEGRATA
Per versioni 962mm e 1440mm.
Prevista accensione unica per
gestione PUSH.

CANOPY FOR
CONVERGING CABLES
INTEGRATED DRIVER
Suitable for both versions 962mm
and 1440mm.
Single switch for PUSH management.

	<input type="checkbox"/>	<input type="checkbox"/>	<input type="checkbox"/>	<input type="checkbox"/>	<input type="checkbox"/>	Euro CHF
107127..	01	02	20	21	22	339,50

DALI-PUSH

	<input type="checkbox"/>	<input type="checkbox"/>	<input type="checkbox"/>	<input type="checkbox"/>	<input type="checkbox"/>	Euro CHF
107128..	01	02	20	21	22	406,75



ROSONE PER
CAVI PARALLELI
ALIMENTAZIONE INTEGRATA
Per versioni 962mm e 1440mm.
Prevista accensione unica per gestione
PUSH.

CANOPY FOR
PARALLEL CABLES
INTEGRATED DRIVER
Suitable for both versions 962mm and
1440mm.
Single switch for PUSH management.

	<input type="checkbox"/>	<input type="checkbox"/>	<input type="checkbox"/>	<input type="checkbox"/>	<input type="checkbox"/>	Euro CHF
107129..	01	02	20	21	22	328,50

DALI-PUSH

	<input type="checkbox"/>	<input type="checkbox"/>	<input type="checkbox"/>	<input type="checkbox"/>	<input type="checkbox"/>	Euro CHF
107130..	01	02	20	21	22	395,75

CEILING
SUSPENSION





HALOS MINI

EMISSIONE INTERNA

INTERNAL EMISSION

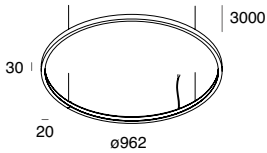


Profilo LED circolare per installazione a sospensione orizzontale ad emissione di luce diffusa interna. Corpo in estruso di alluminio e rosioni in acciaio verniciato a polvere, schermi diffusori in PMMA opale. Disponibili rosioni con alimentazione integrata oppure rosioni per alimentazione remota. Alimentatore elettronico 220-240V 50/60Hz disponibile anche DALI/PUSH.

Circular LED profile for horizontal suspension installation with internal diffused light emission. Extruded aluminum body and powder-coated steel canopies, opal PMMA diffuser screens. Canopies with integrated power supply or for remote power supply are available. Electronic driver 220-240V 50/60hz also available DALI/PUSH.



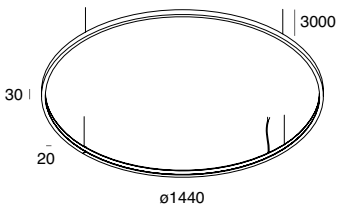
CEILING
SUSPENSION



HALOS MINI 962
EMISSIONE INTERNA

HALOS MINI 962
INTERNAL EMISSION

2700K										
Ø (mm)									Euro CHF	
962	62W	107332 ..	01	3600 lm	02	20	21	3059 lm	22 3239 lm	751,00
3000K										
Ø (mm)									Euro CHF	
962	62W	107333 ..	01	3883 lm	02	20	21	3300 lm	22 3494 lm	751,00
4000K										
Ø (mm)									Euro CHF	
962	62W	107334 ..	01	3936 lm	02	20	21	3345 lm	22 3541 lm	751,00



HALOS MINI 1140
EMISSIONE INTERNA

HALOS MINI 1140
INTERNAL EMISSION

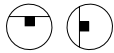
2700K										
Ø (mm)									Euro CHF	
1440	93W	107335 ..	01	5400 lm	02	20	21	4590 lm	22 4859 lm	956,50
3000K										
Ø (mm)									Euro CHF	
1440	93W	107336 ..	01	5825 lm	02	20	21	4950 lm	22 5242 lm	956,50
4000K										
Ø (mm)									Euro CHF	
1440	93W	107337 ..	01	5905 lm	02	20	21	5019 lm	22 5314 lm	956,50

NEW

HALOS MINI

EMISSIONE DIRETTA

DIRECT EMISSION



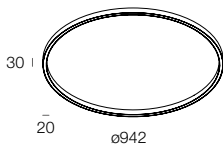
PLAFONE / PARETE

Profilo LED circolare per installazione plafone o parete, ad emissione di luce diretta.
Corpo in estruso di alluminio e schermo diffusore in PMMA opale. Prevedere alimentatore elettronico remoto 220-240V 50/60Hz, disponibile anche DALI/PUSH, da ordinare a parte.



CEILING / WALL

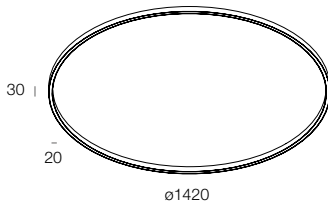
Circular LED profile for ceiling or wall installation, with direct light emission.
Body in extruded aluminum and opal PMMA diffuser. Requires remote electronic driver 220-240V 50/60Hz, also available in DALI/PUSH version, to be ordered separately.



HALOS MINI 942
EMISSIONE DIRETTA
PLAFONE/PARETE

HALOS MINI 942
DIRECT EMISSION
CEILING/WALL

2700K										
Ø (mm)									Euro CHF	
942	62W	107351_..	01	3883 lm	02	20	21	3261 lm	22 3494 lm	946,25
3000K										
Ø (mm)									Euro CHF	
942	62W	107352_..	01	4176 lm	02	20	21	3507 lm	22 3758 lm	946,25
4000K										
Ø (mm)									Euro CHF	
942	62W	107353_..	01	4259 lm	02	20	21	3577 lm	22 3833 lm	946,25



HALOS MINI 1420
EMISSIONE DIRETTA
PLAFONE/PARETE

HALOS MINI 1420
EMISSIONE DIRETTA
PLAFONE/PARETE

2700K										
Ø (mm)									Euro CHF	
1420	93W	107354_..	01	5825 lm	02	20	21	4892 lm	22 5242 lm	1139,00
3000K										
Ø (mm)									Euro CHF	
1420	93W	107355_..	01	6264 lm	02	20	21	5261 lm	22 5637 lm	1139,00
4000K										
Ø (mm)									Euro CHF	
1420	93W	107356_..	01	6389 lm	02	20	21	5366 lm	22 5749 lm	1139,00

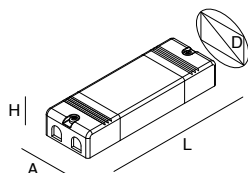
HALOS MINI

PLAFONE/PARETE

CEILING/WALL

ACCESSORI

ACCESSORIES



ALIMENTATORE ELETTRONICO
230-240V 50/60 Hz
Per versioni 942mm e 1420mm.

ELECTRONIC DRIVER
230-240V 50/60 Hz
Suitable for both versions
942mm and 1420mm.

	D (mm)	A (mm)	H (mm)	L (mm)	Euro CHF
105147.99	105	100	31	235	112,25

DALI-PUSH

	D (mm)	A (mm)	H (mm)	L (mm)	Euro CHF
105148.99	105	100	31	235	145,75

NEW

HALOS MINI

EMISSIONE DIRETTA

DIRECT EMISSION

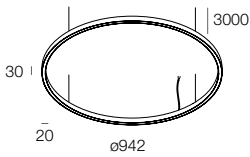


SOSPENSIONE

Profilo LED circolare per installazione a sospensione, ad emissione di luce diretta. Corpo in estruso di alluminio e rosone in acciaio verniciato a polvere, schermo diffusore in PMMA opale. 4 cavi di sospensione L. 3000 mm e cavo di alimentazione inclusi (2x0,5mm² per bianco e nero o 2x0,75 mm² trasparente per gli altri colori). Prevedere rosone con alimentatore integrato, oppure rosone per alimentazione remota. Alimentatore elettronico 220-240V 50/60Hz disponibile anche DALI/PUSH.

SUSPENSION

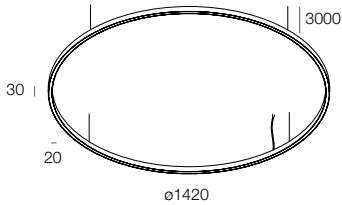
Circular LED profile for suspension installation, with direct light emission. Body in extruded aluminum and powder-coated steel canopies, opal PMMA diffuser. Includes 4 suspension cables (L. 3000 mm) and power cable (2x0.5 mm² for black and white or 2x0.75 mm² transparent for other colors). Requires canopy with integrated driver or canopy for remote power supply. Electronic driver 220-240V 50/60Hz also available in DALI/PUSH version.



HALOS MINI 942
EMISSIONE DIRETTA
SOSPENSIONE

HALOS MINI 942
DIRECT EMISSION
SUSPENSION

2700K										
Ø (mm)									Euro CHF	
942	62W	107357 ..	01	3883 lm	02	20	21	3261 lm	22 3494 lm	979,50
3000K										
942	62W	107358 ..	01	4176 lm	02	20	21	3507 lm	22 3758 lm	979,50
4000K										
942	62W	107359 ..	01	4259 lm	02	20	21	3577 lm	22 3833 lm	979,50

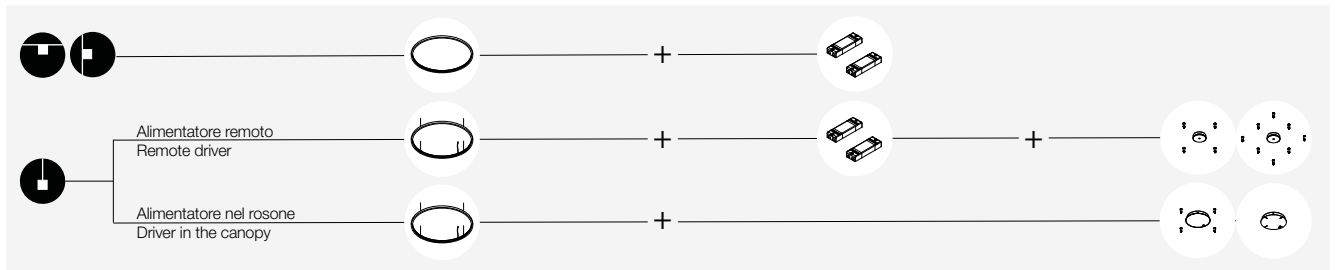


HALOS MINI 1420
EMISSIONE DIRETTA
SOSPENSIONE

HALOS MINI 1420
DIRECT EMISSION
SUSPENSION

2700K										
Ø (mm)									Euro CHF	
1420	93W	107360 ..	01	5825 lm	02	20	21	4892 lm	22 5242 lm	1172,00
3000K										
1420	93W	107361 ..	01	6264 lm	02	20	21	5261 lm	22 5637 lm	1172,00
4000K										
1420	93W	107362 ..	01	6389 lm	02	20	21	5366 lm	22 5749 lm	1172,00

CEILING
SUSPENSION



HALOS MINI

SOSPENSIONE

SUSPENSION

ACCESSORI PER INSTALLAZIONE CON ALIMENTATORE NEL ROSONE

ACCESSORIES FOR INSTALLATION WITH DRIVER IN THE CANOPY



ROSONE PER CAVI CONVERGENTI
- PER INSTALLAZIONE SINGOLA
ALIMENTAZIONE INTEGRATA
Per versioni 942mm e 1420mm.

CANOPY FOR CONVERGING CABLES
- FOR SINGLE INSTALLATION
INTEGRATED DRIVER
Suitable for both versions
942mm and 1420mm.

□ ■ ● ▨ ▩ Euro | CHF
105149... 01 02 20 21 22 220,75

DALI-PUSH

□ ■ ● ▨ ▩ Euro | CHF
105150... 01 02 20 21 22 254,25



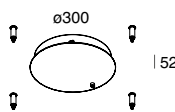
ROSONE PER CAVI CONVERGENTI
- PER INSTALLAZIONE DOPPIA
ALIMENTAZIONE INTEGRATA
Per versioni 942mm e 1420mm.

CANOPY FOR CONVERGING CABLES
- FOR DOUBLE INSTALLATION
INTEGRATED DRIVER
Suitable for both versions
942mm and 1420mm.

□ ■ ● ▨ ▩ Euro | CHF
105153... 01 02 20 21 22 382,00

DALI-PUSH

□ ■ ● ▨ ▩ Euro | CHF
105154... 01 02 20 21 22 449,50



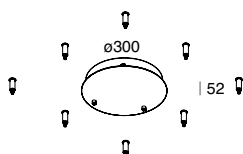
ROSONE PER CAVI PARALLELI
- PER INSTALLAZIONE SINGOLA
ALIMENTAZIONE INTEGRATA
Per versioni 942mm e 1420mm.

CANOPY FOR PARALLEL CABLES -
FOR SINGLE INSTALLATION
INTEGRATED DRIVER
Suitable for both versions
942mm and 1420mm.

□ ■ ● ▨ ▩ Euro | CHF
105151... 01 02 20 21 22 209,75

DALI-PUSH

□ ■ ● ▨ ▩ Euro | CHF
105152... 01 02 20 21 22 243,25



ROSONE PER CAVI PARALLELI
- PER INSTALLAZIONE DOPPIA
ALIMENTAZIONE INTEGRATA
Per versioni 942mm e 1420mm.

CANOPY FOR PARALLEL CABLES
- FOR DOUBLE INSTALLATION
INTEGRATED DRIVER
Suitable for both versions
942mm and 1420mm.

□ ■ ● ▨ ▩ Euro | CHF
105155... 01 02 20 21 22 371,00

DALI-PUSH

□ ■ ● ▨ ▩ Euro | CHF
105156... 01 02 20 21 22 437,75

HALOS MINI

SOSPENSIONE

SUSPENSION

ACCESSORI PER INSTALLAZIONE CON ALIMENTATORE REMOTO

ACCESSORIES FOR INSTALLATION WITH REMOTE DRIVER



ROSONE PER INSTALLAZIONE SINGOLA
ALIMENTAZIONE REMOTA
alimentatore elettronico da ordinare a parte.

CANOPY FOR SINGLE INSTALLATION
REMOTE DRIVER
Electronic driver to be ordered separately.



Euro | CHF

105157._ 01 02 20 21 22

61,50



ROSONE PER INSTALLAZIONE DOPPIA
ALIMENTAZIONE REMOTA
2 alimentatori elettronici da ordinare a parte.

CANOPY FOR DOUBLE INSTALLATION
REMOTE DRIVER
2 electronic drivers to be ordered separately.



Euro | CHF

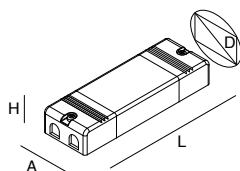
105158._ 01 02 20 21 22

105,00



ALIMENTATORE ELETTRONICO
230-240V 50/60 Hz
Per versioni 942mm e 1420mm.

ELECTRONIC DRIVER
230-240V 50/60 Hz
Suitable for both versions
942mm and 1420mm.



D (mm) A (mm) H (mm) L (mm) Euro | CHF

105147.99 105 100 31 235 112,25

DALI-PUSH

D (mm) A (mm) H (mm) L (mm) Euro | CHF

105148.99 105 100 31 235 145,75



HALOS MINI

VERTICALE

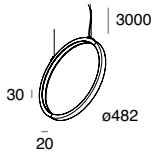
VERTICAL



Profilo LED circolare per installazione a sospensione verticale ad emissione di luce diffusa interna.
Corpo in estruso di alluminio e rosone in acciaio verniciato a polvere, schermi diffusori in PMMA opale.
Disponibili rosone con alimentazione integrata oppure rosone per alimentazione remota.
Alimentatore elettronico 220-240V 50/60Hz disponibile anche DALI/PUSH.

Circular LED profile for vertical suspension installation with internal diffused light emission.
Extruded aluminum body and powder-coated steel canopies, opal PMMA diffuser screens.
Canopies with integrated power supply or for remote power supply are available.
Electronic driver 220-240V 50/60hz also available DALI/PUSH.





HALOS MINI VERTICALE 482

2 cavi di sospensione L. 3000 mm e cavo di alimentazione inclusi (2x0,5mmq per bianco e nero o 2x0,75 mmq trasparente per gli altri colori). Rosone per alimentazione remota o integrata da ordinare a parte.

HALOS MINI VERTICAL 482

2 suspension cables L. 3000 mm and power cable included (2x0,5 mmq for white and black or 2x0,75mmq transparent for other colours). Canopy for remote or integrated power supply to be ordered separately.

2700K

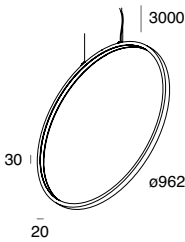
Ø (mm)				<input type="checkbox"/>	<input type="checkbox"/>	<input type="checkbox"/>	<input type="checkbox"/>	<input type="checkbox"/>	Euro CHF	
482	24W	107338 ...	01	1331 lm	02	20	21	1131 lm	22 1197 lm	615,75

3000K

Ø (mm)				<input type="checkbox"/>	<input type="checkbox"/>	<input type="checkbox"/>	<input type="checkbox"/>	<input type="checkbox"/>	Euro CHF	
482	24W	107339 ...	01	1435 lm	02	20	21	1219 lm	22 1291 lm	615,75

4000K

Ø (mm)				<input type="checkbox"/>	<input type="checkbox"/>	<input type="checkbox"/>	<input type="checkbox"/>	<input type="checkbox"/>	Euro CHF	
482	24W	107340 ...	01	1472 lm	02	20	21	1251 lm	22 1324 lm	615,75



HALOS MINI VERTICALE 962

2 cavi di sospensione L. 3000 mm e cavo di alimentazione inclusi (2x0,5mmq per bianco e nero o 2x0,75 mmq trasparente per gli altri colori). Rosone per alimentazione remota o integrata da ordinare a parte.

HALOS MINI VERTICAL 962

2 suspension cables L. 3000 mm and power cable included (2x0,5 mmq for white and black or 2x0,75mmq transparent for other colours). Canopy for remote or integrated power supply to be ordered separately.

2700K

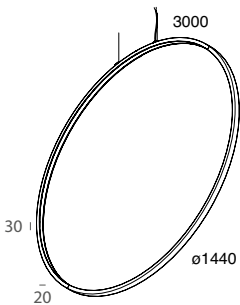
Ø (mm)				<input type="checkbox"/>	<input type="checkbox"/>	<input type="checkbox"/>	<input type="checkbox"/>	<input type="checkbox"/>	Euro CHF	
962	48W	107341 ...	01	2799 lm	02	20	21	2378 lm	22 2518 lm	767,00

3000K

Ø (mm)				<input type="checkbox"/>	<input type="checkbox"/>	<input type="checkbox"/>	<input type="checkbox"/>	<input type="checkbox"/>	Euro CHF	
962	48W	107342 ...	01	3018 lm	02	20	21	2566 lm	22 2716 lm	767,00

4000K

Ø (mm)				<input type="checkbox"/>	<input type="checkbox"/>	<input type="checkbox"/>	<input type="checkbox"/>	<input type="checkbox"/>	Euro CHF	
962	48W	107343 ...	01	3060 lm	02	20	21	2601 lm	22 2753 lm	767,00



HALOS MINI VERTICALE 1440

2 cavi di sospensione L. 3000 mm e cavo di alimentazione inclusi (2x0,5mmq per bianco e nero o 2x0,75 mmq trasparente per gli altri colori). Rosone per alimentazione remota o integrata da ordinare a parte.

HALOS MINI VERTICAL 1440

2 suspension cables L. 3000 mm and power cable included (2x0,5 mmq for white and black or 2x0,75mmq transparent for other colours). Canopy for remote or integrated power supply to be ordered separately.

2700K

Ø (mm)				<input type="checkbox"/>	<input type="checkbox"/>	<input type="checkbox"/>	<input type="checkbox"/>	<input type="checkbox"/>	Euro CHF	
1440	72W	107344 ...	01	4198 lm	02	20	21	3567 lm	22 3777 lm	982,00

3000K

Ø (mm)				<input type="checkbox"/>	<input type="checkbox"/>	<input type="checkbox"/>	<input type="checkbox"/>	<input type="checkbox"/>	Euro CHF	
1440	72W	107345 ...	01	4527 lm	02	20	21	3849 lm	22 4074 lm	982,00

4000K

Ø (mm)				<input type="checkbox"/>	<input type="checkbox"/>	<input type="checkbox"/>	<input type="checkbox"/>	<input type="checkbox"/>	Euro CHF	
1440	72W	107346 ...	01	4590 lm	02	20	21	3902 lm	22 4131 lm	982,00



HALOS MINI VERTICALE

ACCESSORI PER INSTALLAZIONE CON ALIMENTATORE REMOTO ACCESSORIES FOR INSTALLATION WITH REMOTE DRIVER



ROSONE PER INSTALLAZIONE SINGOLA
ALIMENTAZIONE REMOTA
Alimentatore elettronico
da ordinare a parte.

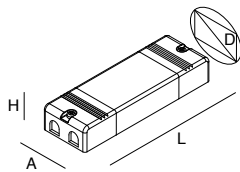
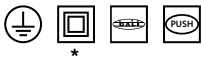
CANOPY FOR SINGLE INSTALLATION
REMOTE DRIVER
Electronic driver to be ordered separately.



107347... 01 02 20 21 22

Euro | CHF

55,50



ALIMENTATORE ELETTRONICO
220-240V 50/60Hz

ELECTRONIC DRIVER
220-240V 50/60Hz

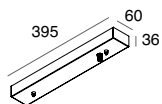
	D (mm)	A (mm)	H (mm)	L (mm)	Euro CHF	
* 107324.99	482 mm	54	44	30	147	67,25
105103.99	962 mm	91	85	31	220	76,25
105109.99	1440 mm	105	100	31	235	103,75

DALI-PUSH

	D (mm)	A (mm)	H (mm)	L (mm)	Euro CHF	
107325.99	482 mm	86	80	30	124	100,75
105104.99	962 mm	91	85	31	220	109,75
105110.99	1440 mm	105	100	31	235	137,25

HALOS MINI VERTICALE

ACCESSORI PER INSTALLAZIONE CON ALIMENTATORE NEL ROSONE ACCESSORIES FOR INSTALLATION WITH DRIVER IN THE CANOPY



ROSONE ALIMENTATATO
Alimentazione integrata.

FEED CANOPY
Integrated driver.



107326... 01 02 20 21 22 482 mm - 962 mm - 1440 mm

Euro | CHF

144,50

DALI-PUSH

	D (mm)	Euro CHF
107329... 01 02 20 21 22	482 mm	178,00
107330... 01 02 20 21 22	962 mm - 1440 mm	194,75





HALOS SPOT

EMISSIONE DIRETTA

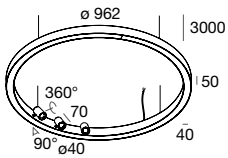
DIRECT EMISSION



Profilo LED circolare per installazione a sospensione, ad emissione diretta e completo di 3 proiettori LED orientabili. Doppia accensione per spot ed emissione diretta.
 Corpo in estruso di alluminio, rosoni in acciaio verniciato a polvere e schermo diffusore in PMMA opale. Proiettori in lega di alluminio pressofuso verniciato, provvisti di riflettore satinato nero in polimero tecnico. 4 cavi di acciaio di sospensione L.3000 mm e di cavo di alimentazione inclusi (4x0,5 mmq per bianco e nero o 4x0,75 mmq trasparente per gli altri colori).
 Disponibili rosoni con alimentazione integrata per cavi di sospensione convergenti o paralleli, oppure rosoni per alimentazione remota. Alimentazione elettronica 220-240V 50/60Hz disponibile anche dimmerabile DALI-PUSH.

Circular LED profile for suspension mounting, with direct light emission and complete with 3 adjustable LED spotlights. Double switch for spots and direct emission.
 Body made of extruded aluminium, canopies made of powder coated steel and PMMA opal diffuser. Spotlights made by painted die-cast aluminium alloy, with technical polymer black satin reflector.
 4 suspension steel cables L. 3000mm and power cable included (4x0,5 mmq for white and black or 4x0,75 mmq transparent for other colours). Canopies with integrated power supply or for remote power supply are available. Electronic driver 220-240V 50/60Hz are also available DALI-PUSH.


CEILING
SUSPENSION



HALOS SPOT 962
EMISSIONE DIRETTA + 3 SPOT

HALOS SPOT 962
DIRECT EMISSION + 3 SPOTS

		2700K						SPOT	Euro CHF
		□	■	■	■	■			
20°	80W	109701_.. 01	4643 lm	02 20 21	2927 lm	22	3703 lm	1425 lm	1.404,25
40°	80W	109702_.. 01	4643 lm	02 20 21	2927 lm	22	3703 lm	1455 lm	1.404,25
		3000K						SPOT	Euro CHF
		□	■	■	■	■			
20°	80W	109703_.. 01	4859 lm	02 20 21	3182 lm	22	3875 lm	1425 lm	1.404,25
40°	80W	109704_.. 01	4859 lm	02 20 21	3182 lm	22	3875 lm	1455 lm	1.404,25
		4000K						SPOT	Euro CHF
		□	■	■	■	■			
20°	80W	109705_.. 01	5246 lm	02 20 21	3307 lm	22	4185 lm	1581 lm	1.404,25
40°	80W	109706_.. 01	5246 lm	02 20 21	3307 lm	22	4185 lm	1617 lm	1.404,25





HALOS SPOT DIRETTA / DIRECT

ACCESSORI PER INSTALLAZIONE CON ALIMENTATORE REMOTO ACCESSORIES FOR REMOTE DRIVER MOUNTING



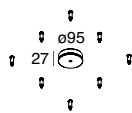
ROSONE PER
INSTALLAZIONE SINGOLA
ALIMENTAZIONE REMOTA
Coppia di alimentatori elettronici
da ordinare a parte.

105157_..	01	02	20	21	22

Euro | CHF

61,50

CANOPY FOR
SINGLE INSTALLATION
REMOTE DRIVER
Couple of electronic drivers
to be ordered separately.



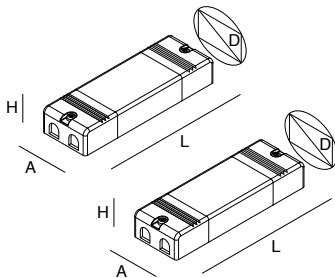
ROSONE PER
INSTALLAZIONE DOPPIA
ALIMENTAZIONE REMOTA
2 coppie di alimentatori elettronici
da ordinare a parte.

105158_..	01	02	20	21	22

Euro | CHF

105,00

CANOPY FOR
DOUBLE INSTALLATION
REMOTE DRIVER
2 couples of electronic drivers
to be ordered separately.



COPPIA DI ALIMENTATORI
ELETTRONICI
220-240V 50/60Hz
Doppia accensione per spot
ed emissione diretta.

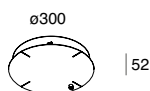
	D (mm)	A (mm)	H (mm)	L (mm)	Euro CHF
109713.99	105	100	31	235	157,50
	77	70	31	200	

COUPLE OF ELECTRONIC DRIVERS
220-240V 50/60Hz
Double switch for spots
and direct emission.

DALI-PUSH		D (mm)	A (mm)	H (mm)	L (mm)	Euro CHF
109714.99		105	100	31	235	225,75
		77	70	31	200	

HALOS SPOT DIRETTA / DIRECT

ACCESSORI PER INSTALLAZIONE CON ALIMENTATORE NEL ROSONE ACCESSORIES FOR INSTALLATION WITH DRIVER IN THE CANOPY



ROSONE PER CAVI CONVERGENTI
ALIMENTAZIONE INTEGRATA
Prevista accensione unica per
gestione PUSH

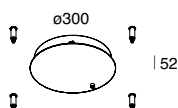
109715_..	01	02	20	21	22

Euro | CHF

279,75

CANOPY FOR CONVERGING
CABLES
INTEGRATED DRIVER
One switch for PUSH management

DALI-PUSH		D (mm)	A (mm)	H (mm)	L (mm)	Euro CHF
109716_..		300	100	52	235	350,50
		300	70	52	200	



ROSONE PER CAVI PARALLELI
ALIMENTAZIONE INTEGRATA
Prevista accensione unica per
gestione PUSH

109717_..	01	02	20	21	22

Euro | CHF

268,75

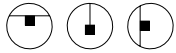
CANOPY FOR PARALLEL CABLES
INTEGRATED DRIVER
One switch for PUSH management

DALI-PUSH		D (mm)	A (mm)	H (mm)	L (mm)	Euro CHF
109718_..		300	100	52	235	339,50
		300	70	52	200	

HALOS SPOT

EMISSIONE INTERNA

INTERNAL EMISSION

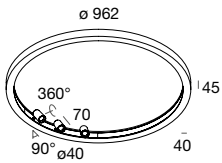


Profilo LED circolare per installazione a sospensione, plafone o parete, ad emissione interna e completo di 3 proiettori LED orientabili. Doppia accensione per spot ed emissione interna. Corpo in estruso di alluminio e rosconi in acciaio verniciato a polvere, schermo diffusore in PMMA opale. Proiettori in lega di alluminio pressofuso verniciati, provvisti di riflettore satinato nero in polimero tecnico. Per installazione a plafone/parete prevedere alimentazione remota da ordinare a parte. Per installazione a sospensione prevedere rosconi con alimentazione integrata per cavi di sospensione convergenti o paralleli, oppure rosconi per alimentazione remota unitamente a kit di sospensione e cavo di alimentazione da ordinare a parte. Alimentazione elettronica 220-240V 50/60Hz disponibile anche dimmerabile DALI-PUSH.

Circular LED profile for suspension, ceiling or wall mounting, with internal light emission and complete with 3 adjustable LED spotlights. Double switch for spots and internal emission. Body made of extruded aluminium, canopies made of powder coated steel and PMMA opal diffuser. Spotlights made by painted die-cast aluminium alloy, with technical polymer black satin reflector. For ceiling/wall mounting it is required the remote electronic driver to be ordered separately. For suspension mounting it is required the canopy with integrated driver, or remote driver and suspension cables and power cable, to be ordered separately. Electronic driver 220-240V 50/60Hz is also available DALI-PUSH.



CEILING
SUSPENSION

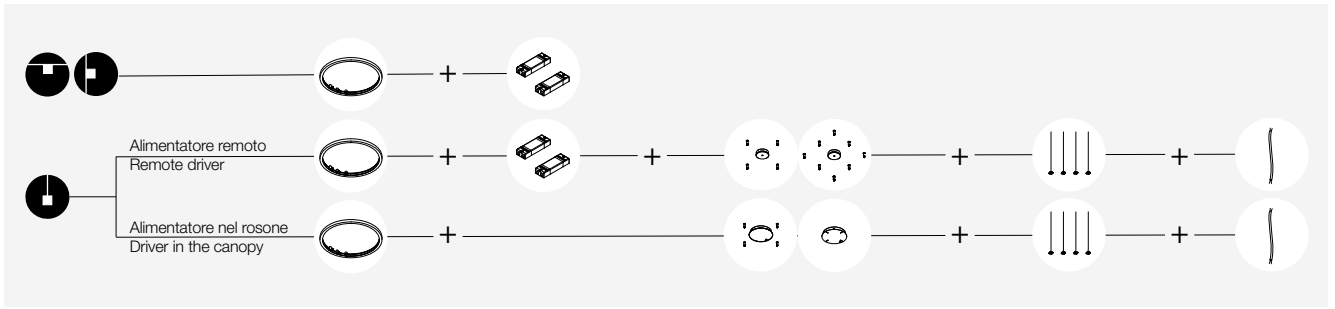


		2700K							
		□	■ ■ ■ ■	■	SPOT	Euro CHF			
20°	70W	109707_.. 01	2504 lm	02 20 21	1578 lm	22	1996 lm	1425 lm	1.099,50
40°	70W	109708_.. 01	2504 lm	02 20 21	1578 lm	22	1996 lm	1455 lm	1.099,50
		3000K							
		□	■ ■ ■ ■	■	SPOT	Euro CHF			
20°	70W	109709_.. 01	2701 lm	02 20 21	1768 lm	22	2154 lm	1425 lm	1.099,50
40°	70W	109710_.. 01	2701 lm	02 20 21	1768 lm	22	2154 lm	1455 lm	1.099,50
		4000K							
		□	■ ■ ■ ■	■	SPOT	Euro CHF			
20°	70W	109711_.. 01	2785 lm	02 20 21	1823 lm	22	2221 lm	1581 lm	1.099,50
40°	70W	109712_.. 01	2785 lm	02 20 21	1823 lm	22	2221 lm	1617 lm	1.099,50

HALOS SPOT 962
EMISSIONE INTERNA + 3 SPOT

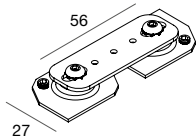
HALOS SPOT 962
INTERNAL EMISSION + 3 SPOTS





HALOS SPOT

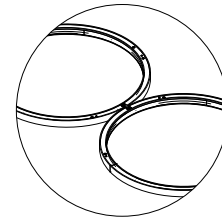
ACCESSORI ACCESSORIES



KIT DI GIUNZIONE MECCANICA
In acciaio verniciato.
Solo per installazione a sospensione

MECHANICAL JUNCTION KIT
In painted steel.
For suspension installation only.

	<input type="checkbox"/>	<input checked="" type="checkbox"/>		Euro CHF
109809_	01	02		22,75



HALOS SPOT INTERNA / INTERNAL

ACCESSORI PER INSTALLAZIONE CON ALIMENTATORE NEL ROSONE ACCESSORIES FOR INSTALLATION WITH DRIVER IN THE CANOPY



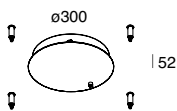
**ROSONE PER CAVI CONVERGENTI
ALIMENTAZIONE INTEGRATA**
kit sospensione e cavo di alimentazione
da ordinare a parte
Prevista accensione unica per gestione PUSH

**CANOPY FOR CONVERGING CABLES
INTEGRATED DRIVER**
Suspension kit, power cable driver to be
ordered separately.
One switch for PUSH management

	<input type="checkbox"/>	<input checked="" type="checkbox"/>	<input checked="" type="checkbox"/>	<input checked="" type="checkbox"/>	<input checked="" type="checkbox"/>	<input checked="" type="checkbox"/>		Euro CHF
109715_	01	02	20	21	22			279,75

DALI-PUSH

	<input type="checkbox"/>	<input checked="" type="checkbox"/>	<input checked="" type="checkbox"/>	<input checked="" type="checkbox"/>	<input checked="" type="checkbox"/>	<input checked="" type="checkbox"/>		Euro CHF
109716_	01	02	20	21	22			350,50



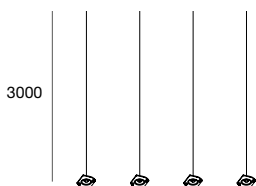
**ROSONE PER CAVI PARALLELI
ALIMENTAZIONE INTEGRATA**
Prevista accensione unica per gestione PUSH
Kit sospensione e cavo di alimentazione da
ordinare a parte

**CANOPY FOR PARALLEL CABLES
INTEGRATED DRIVER**
Suspension kit, power cable driver to be
ordered separately.
One switch for PUSH management

	<input type="checkbox"/>	<input checked="" type="checkbox"/>	<input checked="" type="checkbox"/>	<input checked="" type="checkbox"/>	<input checked="" type="checkbox"/>	<input checked="" type="checkbox"/>		Euro CHF
109717_	01	02	20	21	22			268,75

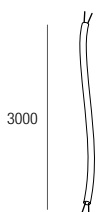
DALI-PUSH

	<input type="checkbox"/>	<input checked="" type="checkbox"/>	<input checked="" type="checkbox"/>	<input checked="" type="checkbox"/>	<input checked="" type="checkbox"/>	<input checked="" type="checkbox"/>		Euro CHF
109718_	01	02	20	21	22			339,50



KIT SOSPENSIONE
SUSPENSION KIT

				L (mm)		Euro CHF
105159.99				3000		26,75



CAVO DI ALIMENTAZIONE
Trasparente, bianco o nero.
POWER CABLE
Transparent, white or black.

	<input checked="" type="checkbox"/>	<input type="checkbox"/>	<input checked="" type="checkbox"/>	L (mm)	Euro CHF	<input checked="" type="checkbox"/>	Euro CHF	<input type="checkbox"/>	<input checked="" type="checkbox"/>
109002_	00	01	02	3000	49,75				19,00

HALOS SPOT INTERNA / INTERNAL

ACCESSORI PER INSTALLAZIONE CON ALIMENTATORE REMOTO ACCESSORIES FOR INSTALLATION WITH REMOTE DRIVER



ROSONE PER INSTALLAZIONE SINGOLA
ALIMENTAZIONE REMOTA
Kit di sospensione, cavo di alimentazione
e coppia di alimentatori elettronici da ordinare
a parte.

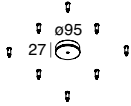


Euro | CHF

105157... 01 02 20 21 22

61,50

CANOPY FOR SINGLE INSTALLATION
REMOTE DRIVER
Suspension kit, power cable and couple of
electronic drivers to be ordered separately.



ROSONE PER INSTALLAZIONE DOPPIA
ALIMENTAZIONE REMOTA
2 kit di sospensione, 2 cavi di alimentazione
e 2 coppie di alimentatori elettronici
da ordinare a parte.

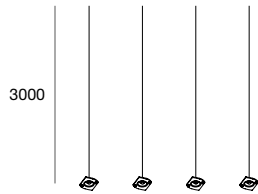


Euro | CHF

105158... 01 02 20 21 22

105,00

CANOPY FOR DOUBLE INSTALLATION
REMOTE DRIVER
2 Suspension kits, 2 power cables
and 2 couples of electronic drivers
to be ordered separately.



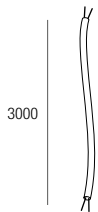
KIT SOSPENSIONE
SUSPENSION KIT

L (mm)

Euro | CHF

105159.99 3000

26,75



CAVO DI ALIMENTAZIONE
Trasparente, bianco o nero.



L (mm)

Euro | CHF

Euro | CHF

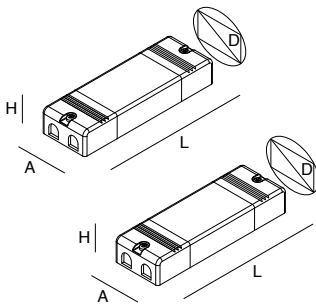
Euro | CHF

109002... 00 01 02 3000

49,75

19,00

POWER CABLE
Transparent, white or black.



COPPIA DI ALIMENTATORI ELETTRONICI
220-240V 50/60Hz
Doppia accensione per spot
ed emissione interna.

D (mm) A (mm) H (mm) L (mm)

Euro | CHF

109713.99 105 100 31 235
77 70 31 200

157,50

COUPLE OF ELECTRONIC DRIVERS
220-240V 50/60Hz
Double switch for spots
and internal emission.

DALI-PUSH

D (mm) A (mm) H (mm) L (mm)

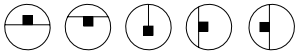
Euro | CHF

109714.99 105 100 31 235
77 70 31 200

225,75



ARK

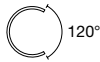
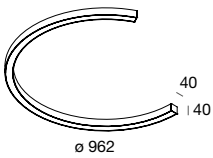


Profilo LED a "C" per installazione a plafone, parete, sospensione ed incasso in cartongesso di spessore 12,5 mm, ad emissione diretta.
 Corpo in estruso di alluminio e rosoni in acciaio verniciato a polvere, schermo diffusore in PMMA opale.
 Per installazione a plafone/parete, prevedere alimentazione remota da ordinare a parte.
 Per installazione ad incasso, staffe di fissaggio in acciaio ed alimentazione remota da ordinare a parte.
 Per installazione a sospensione prevedere rosoni con alimentazione integrata, oppure rosoni per alimentazione remota unitamente a kit di sospensione e cavi di alimentazione da ordinare separatamente.
 Alimentazione elettronica 220-240V 50/60Hz disponibile anche dimmerabile DALI-PUSH.

"C" LED Profile for ceiling, wall, suspension and recessed mounting for 12,5mm thick plasterboard, for direct light emission.
 Body made of extruded aluminium, canopy made of powder coated steel and PMMA opal diffuser.
 For ceiling/wall mounting it is required remote driver to be ordered separately.
 For recessed mounting, steel brackets and remote driver to be ordered separately.
 For suspension mounting it is required canopy with integrated driver, or canopy for remote driver and suspension kit and power cables, to be ordered separately.
 Electronic driver 220-240V 50/60Hz is also available DALI-PUSH.



CEILING SUSPENSION

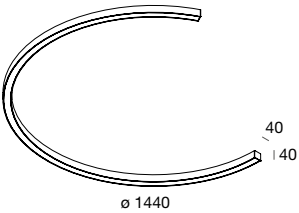


ARK 962

Testate terminali incluse

End caps included

2700K										Euro CHF	
Ø (mm)		01	02	20	21	22					
962	42W	109801_	01	3095 lm	02	20	21	1951 lm	22	2468 lm	872,75
3000K										Euro CHF	
Ø (mm)		01	02	20	21	22					
962	42W	109802_	01	3239 lm	02	20	21	2121 lm	22	2583 lm	872,75
4000K										Euro CHF	
Ø (mm)		01	02	20	21	22					
962	42W	109803_	01	3497 lm	02	20	21	2205 lm	22	2789 lm	872,75



ARK 1440

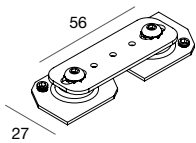
Testate terminali incluse

End caps included

2700K										Euro CHF	
Ø (mm)		01	02	20	21	22					
1440	62W	109804_	01	4159 lm	02	20	21	2622 lm	22	3317 lm	1.180,75
3000K										Euro CHF	
Ø (mm)		01	02	20	21	22					
1440	62W	109805_	01	4643 lm	02	20	21	3040 lm	22	3703 lm	1.180,75
4000K										Euro CHF	
Ø (mm)		01	02	20	21	22					
1440	62W	109806_	01	5246 lm	02	20	21	3308 lm	22	4184 lm	1.180,75

ARK

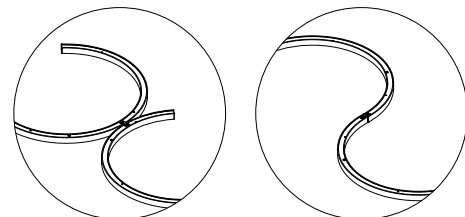
ACCESSORI ACCESSORIES

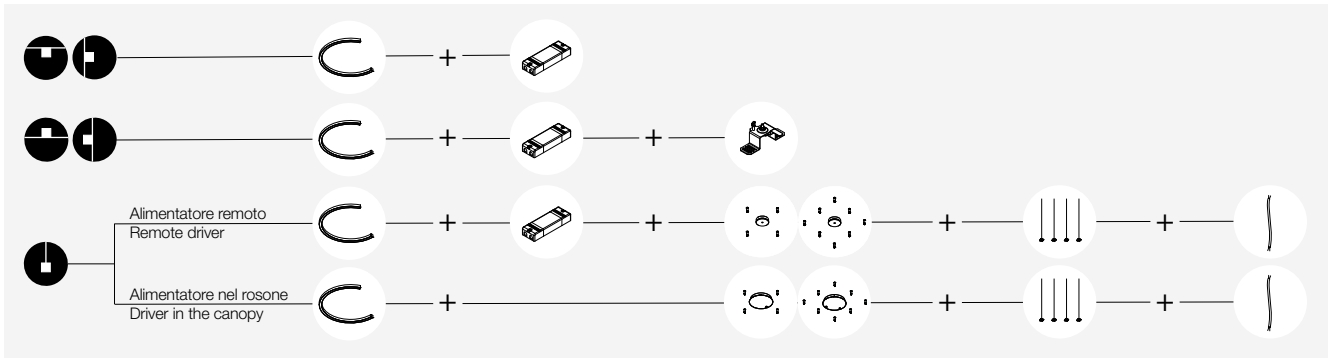


KIT DI GIUNZIONE MECCANICA
 In acciaio verniciato.
 Solo per installazione a plafone.

MECHANICAL JUNCTION KIT
 In painted steel.
 Only for ceiling installation.

				Euro CHF	
		01	02		
109809_		01	02		22,75





ARK

ACCESSORI PER INSTALLAZIONE A SOSPENSIONE CON ALIMENTAZIONE REMOTA ACCESSORIES FOR SUSPENSION MOUNTING WITH REMOTE DRIVER



ROSONE PER INSTALLAZIONE SINGOLA
ALIMENTAZIONE REMOTA
Kit di sospensione, cavo di alimentazione ed alimentatore elettronico da ordinare a parte.

CANOPY FOR SINGLE INSTALLATION
REMOTE DRIVER
Suspension kit, power cable and electronic driver to be ordered separately.

<input type="checkbox"/>	<input checked="" type="checkbox"/>	<input checked="" type="checkbox"/>	<input checked="" type="checkbox"/>	<input checked="" type="checkbox"/>	<input checked="" type="checkbox"/>
01	02	20	21	22	

Euro | CHF

105157_ 61,50



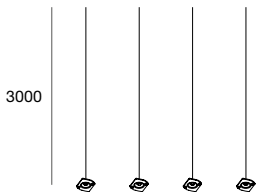
ROSONE PER INSTALLAZIONE DOPPIA
ALIMENTAZIONE REMOTA
2 kit di sospensione, 2 cavi di alimentazione e 2 alimentatori elettronici da ordinare a parte.

CANOPY FOR DOUBLE INSTALLATION
REMOTE DRIVER
2 Suspension kits, 2 power cables and 2 electronic drivers to be ordered separately.

<input type="checkbox"/>	<input checked="" type="checkbox"/>	<input checked="" type="checkbox"/>	<input checked="" type="checkbox"/>	<input checked="" type="checkbox"/>	<input checked="" type="checkbox"/>
01	02	20	21	22	

Euro | CHF

105158_ 105,00



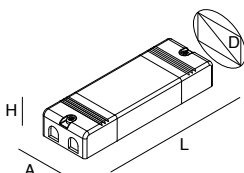
KIT SOSPENSIONE
SUSPENSION KIT

	L (mm)	Euro CHF
105159.99	3000	26,75



CAVO DI ALIMENTAZIONE
Trasparente, bianco o nero.
POWER CABLE
Transparent, white or black.

<input checked="" type="checkbox"/>	<input type="checkbox"/>	<input checked="" type="checkbox"/>	L (mm)	Euro CHF	<input checked="" type="checkbox"/>	Euro CHF	<input type="checkbox"/>	<input checked="" type="checkbox"/>
00	01	02	3000	33,25		20,50		



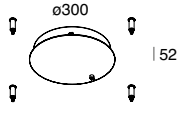
ALIMENTATORE ELETTRONICO
220-240V 50/60Hz
Per versioni 962mm e 1440mm.

ELECTRONIC DRIVER
220-240V 50/60Hz
Suitable for both versions 962mm and 1440mm.

	D (mm)	A (mm)	H (mm)	L (mm)	Euro CHF
105147.99	105	100	31	235	112,25

DALI-PUSH					
	D (mm)	A (mm)	H (mm)	L (mm)	Euro CHF
105148.99	105	100	31	235	145,75

ACCESSORI PER INSTALLAZIONE A SOSPENSIONE CON ALIMENTAZIONE INTEGRATA
ACCESSORIES FOR SUSPENSION MOUNTING WITH INTEGRATED DRIVER

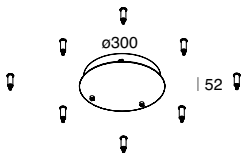


ROSONE PER CAVI PARALLELI
 - PER INSTALLAZIONE SINGOLA
 ALIMENTAZIONE INTEGRATA
 Per versioni 962mm e 1440mm.
 Kit di sospensione e cavo di alimentazione
 da ordinare a parte.

CANOPY FOR PARALLEL CABLES
 - FOR SINGLE INSTALLATION
 INTEGRATED DRIVER
 Suitable for both versions 962mm and 1440mm.
 Suspension kit and power cable to be ordered
 separately.

		Euro CHF
105151_..	01 02 20 21 22	209,75

		Euro CHF
105152_..	01 02 20 21 22	243,25

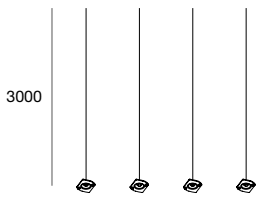


ROSONE PER CAVI PARALLELI
 - PER INSTALLAZIONE DOPPIA
 ALIMENTAZIONE INTEGRATA
 Per versioni 962mm e 1440mm.
 2 kit sospensione e 2 cavi di alimentazione da
 ordinare a parte.

CANOPY FOR PARALLEL CABLES
 - FOR DOUBLE INSTALLATION
 INTEGRATED DRIVER
 Suitable for both versions 962mm and 1440mm.
 Suspension kit and power cable to be ordered
 separately.

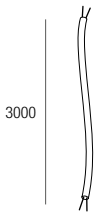
		Euro CHF
105155_..	01 02 20 21 22	371,00

		Euro CHF
105156_..	01 02 20 21 22	437,75



KIT SOSPENSIONE
 SUSPENSION KIT

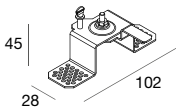
	L (mm)	Euro CHF
105159.99	3000	26,75



CAVO DI ALIMENTAZIONE
 Trasparente, bianco o nero.
 POWER CABLE
 Transparent, white or black.

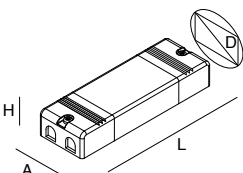
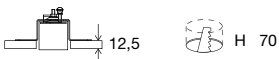
		L (mm)	Euro CHF		Euro CHF
109001_..	00 01 02	3000	33,25		20,50

ACCESSORI PER INSTALLAZIONE AD INCASSO CON ALIMENTAZIONE REMOTA
ACCESSORIES FOR RECESSED MOUNTING WITH REMOTE DRIVER



KIT INCASSO
 N°6 staffe per versione 962
 N°9 staffe per versione 1440
 KIT FOR RECESSED MOUNTING
 N°6 brackets for 962 version
 N°9 brackets for 1440 version

	VERSION (mm)	Euro CHF
109807.99	962	107,25
109808.99	1440	155,75



ALIMENTATORE ELETTRONICO
 220-240V 50/60Hz
 Per versioni 962mm e 1440mm.

ELECTRONIC DRIVER
 220-240V 50/60Hz
 Suitable for both versions 962mm
 and 1440mm.

	D (mm)	A (mm)	H (mm)	L (mm)	Euro CHF
105147.99	105	100	31	235	112,25

	D (mm)	A (mm)	H (mm)	L (mm)	Euro CHF
105148.99	105	100	31	235	145,75



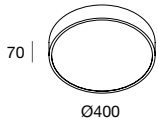
ROTO EVO

OPALE



Apparecchio LED circolare ad emissione diretta per installazione a sospensione, plafone o parete.
Corpo in lega di alluminio verniciata a polvere. Schermo diffusore opale in PMMA. Alimentatore elettronico incluso. Accessori per l'installazione a sospensione, parete o plafone da ordinare a parte.

Circular LED fixture for direct light emission, for suspended, ceiling or wall mounting. Body made of powder coated aluminium alloy. Opal diffuser in PMMA. Electronic driver included. Accessories for suspended, wall or ceiling installation to be ordered separately.



ROTO EVO 400

OPALE

Installabile senza accessori a parete e plafone.
Accessori per la sospensione da ordinare a parte.

OPAL

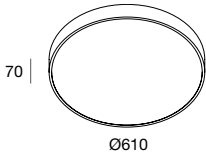
Wall and ceiling mounting without accessories.
Suspension accessories to be ordered separately.

Ø (mm)	2700K	3000K	4000K							Euro CHF
400	34W	113119 ... 3439 lm	113120 ... 3620 lm	113121 ... 3811 lm	01	02	20	21	22	469,25

DALI-PUSH

Ø (mm)	2700K	3000K	4000K							Euro CHF
400	34W	113122 ... 3439 lm	113123 ... 3620 lm	113124 ... 3811 lm	01	02	20	21	22	494,00

CEILING
SUSPENSION



ROTO EVO 600

OPALE

Kit plafone/parete o sospensione da ordinare a parte.

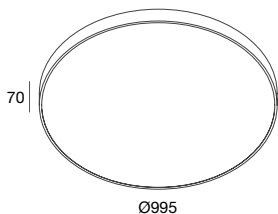
OPAL

Wall/ceiling or suspension kit to be ordered separately.

Ø (mm)	2700K	3000K	4000K							Euro CHF
610	49W	113125 ... 5252 lm	113126 ... 5529 lm	113127 ... 5821 lm	01	02	20	21	22	890,75

DALI-PUSH

Ø (mm)	2700K	3000K	4000K							Euro CHF
610	49W	113128 ... 5252 lm	113129 ... 5529 lm	113130 ... 5821 lm	01	02	20	21	22	964,75



ROTO EVO 1000

OPALE

Kit plafone/parete o sospensione da ordinare a parte.

OPAL

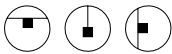
Wall/ceiling or suspension kit to be ordered separately.

Ø (mm)	2700K	3000K	4000K							Euro CHF
995	101W	113131 ... 11287 lm	113132 ... 11882 lm	113133 ... 12508 lm	01	02	20	21	22	1.721,00

DALI-PUSH

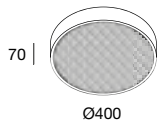
Ø (mm)	2700K	3000K	4000K							Euro CHF
995	101W	113134 ... 11287 lm	113135 ... 11882 lm	113136 ... 12508 lm	01	02	20	21	22	1.869,00

ROTO EVO MICROPRISMATICO



Apparecchio LED circolare ad emissione diretta per installazione a sospensione, plafone o parete. Corpo in lega di alluminio verniciata a polvere. Schermo diffusore microprismatico in PMMA. Alimentatore elettronico incluso. Accessori per l'installazione a sospensione, parete o plafone da ordinare a parte.

Circular LED fixture for direct light emission, for suspended, ceiling or wall mounting. Body made of powder coated aluminium alloy. Microprismatized diffuser in PMMA. Electronic driver included. Accessories for suspended, wall or ceiling installation to be ordered separately.



70

Ø400

ROTO EVO 400

MICROPRISMATICO

Installabile senza accessori a parete e plafone. Accessori per la sospensione da ordinare a parte.

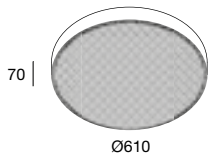
MICROPRISMATIZED

Wall and ceiling mounting without accessories. Suspension accessories to be ordered separately.

Ø (mm)	2700K	3000K	4000K							Euro CHF
400	34W	113101 ... 3153 lm	113102 ... 3319 lm	113103 ... 3494 lm	01	02	20	21	22	509,25

DALI-PUSH

Ø (mm)	2700K	3000K	4000K							Euro CHF
400	34W	113104 ... 3153 lm	113105 ... 3319 lm	113106 ... 3494 lm	01	02	20	21	22	534,50



70

Ø610

ROTO EVO 600

MICROPRISMATICO

Kit plafone/parete o sospensione da ordinare a parte.

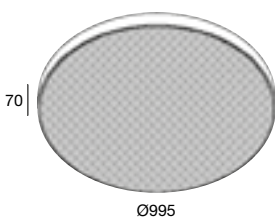
MICROPRISMATIZED

Wall/ceiling or suspension kit to be ordered separately.

Ø (mm)	2700K	3000K	4000K							Euro CHF
610	49W	113107 ... 4941 lm	113108 ... 5202 lm	113109 ... 5476 lm	01	02	20	21	22	984,00

DALI-PUSH

Ø (mm)	2700K	3000K	4000K							Euro CHF
610	49W	113110 ... 4941 lm	113111 ... 5202 lm	113112 ... 5476 lm	01	02	20	21	22	1.058,25



70

Ø995

ROTO EVO 1000

MICROPRISMATICO

Kit plafone/parete o sospensione da ordinare a parte.

MICROPRISMATIZED

Wall/ceiling or suspension kit to be ordered separately.

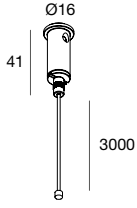
Ø (mm)	2700K	3000K	4000K							Euro CHF
995	101W	113113 ... 10619 lm	113114 ... 11178 lm	113115 ... 11767 lm	01	02	20	21	22	1.947,75

DALI-PUSH

Ø (mm)	2700K	3000K	4000K							Euro CHF
995	101W	113116 ... 10619 lm	113117 ... 11178 lm	113118 ... 11767 lm	01	02	20	21	22	2.096,00

ROTO EVO

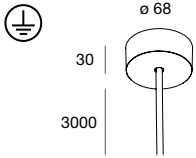
ACCESSORI ACCESSORIES



CAVO DI SOSPENSIONE (1 pz)
Regolabile (con regolazione dall'alto),
in acciaio con terminale in ottone cromato.
Prevedere 3 pz per Roto evo 400 e 4 pz
per Roto evo 600/1000.

SUSPENSION CABLE (1pc)
Adjustable (upper wire gripper),
made of steel with tile pipes in chromed brass.
Provide 3 pcs for Roto evo 400 and 4 pcs
for Roto evo 600/1000.

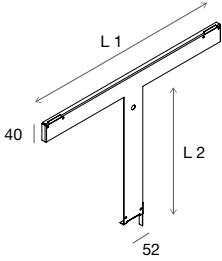
	L (mm)	Euro CHF
113137.99	3000	9,25



KIT DI ALIMENTAZIONE
Cavo di alimentazione trasparente.

POWER SUPPLY KIT
Transparent power cable.

	01	02	20	21	22	L (mm)	Cavo / Cable (mm ²)	Euro CHF
109005...						3000	3x1,5	50,25
109007...						3000	5x1,5	88,00



KIT PLAFONE/PARETE
Kit di fissaggio in acciaio con blocco
meccanico.

CEILING/WALL KIT
Steel fixing kit with mechanical lock.

	VERSION	L1 (mm)	L2 (mm)	Euro CHF
113138.99	600	468	296	51,00
113139.99	1000	868	496	73,25



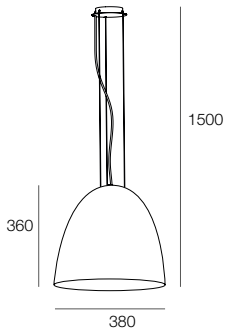


CALIMERO



Sospensione a luce diretta. Paralume in materiale composito verniciato grigio chiaro o grigio scuro, interno grigio chiaro. Cavi di sospensione in Kevlar neri e cavo di alimentazione con protezione in treccia nera, lunghezza regolabile. Rosone in acciaio verniciato in tinta col paralume.

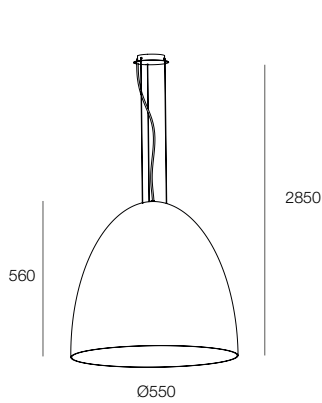
Direct light suspension fixture. Shade made of composite material, light grey or dark grey painted on the outside and light grey on the inside. Black Kevlar suspension cables and black braided power cable, adjustable length. Canopy in steel painted in the same colour as the shade.



CALIMERO M

1x E27 max 25W non fornita
1x E27 max 25W not provided

		Euro CHF	
111702. __ 23 24	E27	1x max 25W	384,75

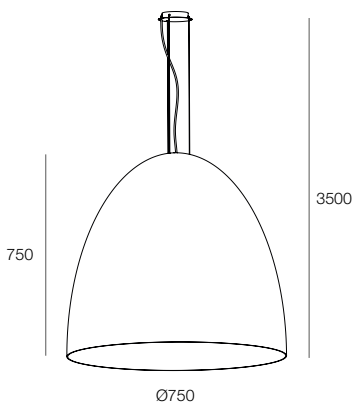


CALIMERO L

Con schermo diffondente arretrato.
5x E27 max 25W Ø60mm
H110mm non fornite.

With backward diffuser screen.
5x E27 max 25W Ø60mm 10mm
not provided.

		Euro CHF	
111703. __ 23 24	E27	5x max 25W	703,25



CALIMERO XL

Con schermo diffondente arretrato.
7x E27 max 25W Ø60mm
H110mm non fornite.

With backward diffuser screen.
7x E27 max 25W Ø60mm 10mm
not provided.

		Euro CHF	
111701. __ 23 24	E27	7x max 25W	1.041,50

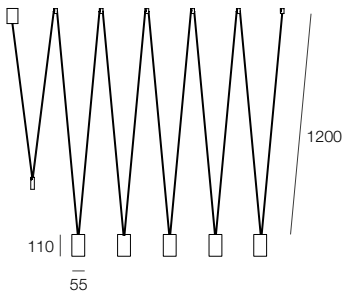


NEW WENDY



Apparecchio di illuminazione a sospensione composto da 5 cilindri collegati ad un unico cavo rivestito con guaina in tinta da ancorare al soffitto mediante 6 fissaggi. Completo di rosone e contrappeso per la tensione del cavo. Lunghezza fissa dei cavi. Rosone, cilindri e contrappeso in acciaio verniciato a polvere, fissaggio in alluminio verniciato a polvere. 5 portalampana con attacco GU10.

Suspension lighting fixture consisting of 5 cylinders connected to a single cable covered with a color-matched sheath, anchored to the ceiling via 6 fixings. Complete with canopy and counterweight to tension the cable. Fixed cable length. Canopy, cylinders, and counterweight made of powder-coated steel, fixings made of powder-coated aluminum. Equipped with 5 lamp holders with GU10 sockets.



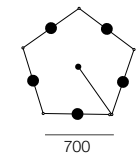

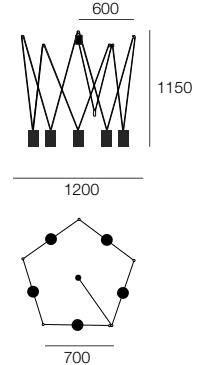
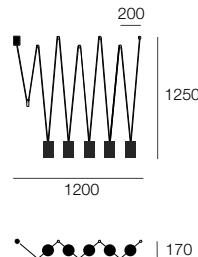
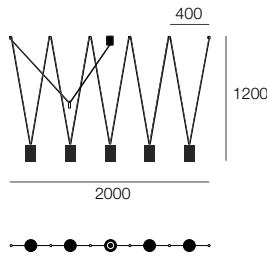
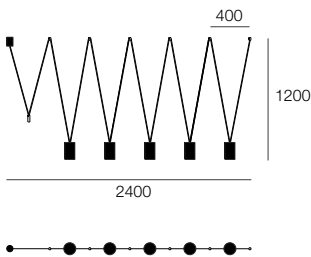
WENDY
5x GU10 max 10W
Ø51mm H55mm non include

WENDY
5x GU10 max 10W
Ø51mm H55mm not included

<input type="checkbox"/>	<input checked="" type="checkbox"/>				Euro CHF
114101. __ 01 02	GU10	5x max 10W			256,00

CEILING
SUSPENSION

**ESEMPI DI CONFIGURAZIONE
EXAMPLES OF CONFIGURATIONS**



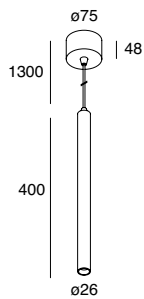


MINI TUBE



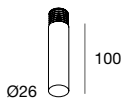
Apparecchio per installazione a sospensione, provvisto di sorgente COB LED ad alta resa cromatica CRI>90, posizionata recessa per aumentarne il comfort visivo e di lente in PMMA. Corpo e rosone in lega di alluminio verniciata a polvere. Cavo di alimentazione/sospensione con protezione in treccia, tagliabile in opera, in tinta con l'apparecchio. Alimentatore elettronico stabilizzato integrato nel rosone.

Hanging fixture, equipped with COB LED source with high colour rendering CRI>90, positioned recess to increase visual comfort and PMMA lens. Body and ceiling rose in powder-coated aluminium alloy. Power/suspension cable with braid protection, can be cut in place, matching the fixture. Stabilized electronic driver integrated in the canopy.



MINI TUBE 7W

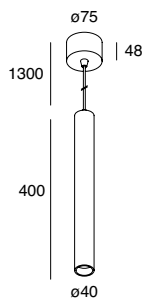
	Ø (mm)	(white - black)	3000K	<input type="checkbox"/>	<input checked="" type="checkbox"/>	Euro CHF
7W	26	563 - 499 lm	108301.01	.02		158,50



DIFFUSORE CILINDRICO
DECORATIVO
Accessorio opzionale.

	L (mm)	Euro CHF
108528.99	100	7,75

DECORATIVE
CYLINDRICAL DIFFUSER
Optional accessory.



MINI TUBE 14W

	Ø (mm)	(white - black)	3000K	<input type="checkbox"/>	<input checked="" type="checkbox"/>	Euro CHF
14W	40	808 - 776 lm	108302.01	.02		177,25





BRIDGE SYSTEM

IL SISTEMA DI SOSPENSIONI COMPONENTI THE MODULAR SUSPENSIONS SYSTEM

BRIDGE SYSTEM offre un approccio innovativo all'illuminazione, permettendoti di creare composizioni personalizzate che si adattano al tuo stile e ai tuoi spazi.

Grazie a una selezione versatile di componenti, tra cui paralumi, sospensioni, rosoni e cavi, puoi configurare un sistema di illuminazione su misura per le tue esigenze. Ciò che distingue davvero BRIDGE SYSTEM è la sua flessibilità: personalizzazione e suddivisione delle accensioni, tutto da un'unica fonte di alimentazione. Questa caratteristica lo rende una soluzione ideale per case, uffici e spazi HoReCa.

BRIDGE SYSTEM offers an innovative approach to lighting, allowing you to create personalized compositions that suit your style and spaces. With a versatile selection of components, including lampshades, suspensions, canopies, and cables, you can configure a lighting system tailored to your needs. What truly sets BRIDGE SYSTEM apart is its flexibility: personalization and the ability to divide lighting zones, all from a single power source. This feature makes it an ideal solution for homes, offices, and HoReCa spaces.

BRIDGE SYSTEM

(1) PARALUMI | SHADES + (2) ROSONI | CANOPIES + (3) ACCESSORI | ACCESSORIES

(1) PARALUMI Abbinabili a qualunque rosone Bridge System | SHADES Compatible with any Bridge System canopy



COLLINS SP



CRYSTAL



PATTY

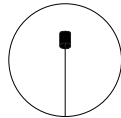


SELMA



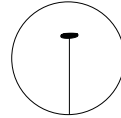
MISS SP

(2) ROSONI | CANOPIES

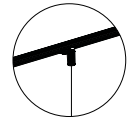


**SINGOLI
SINGLE**

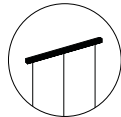
A
Plafone
Ceiling



B
Incasso
Recessed

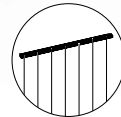


C
Binario
Track

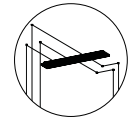


**MULTIPLI
LINEARI
MULTIPLE
LINEAR**

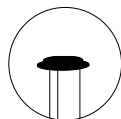
D
3x cavi verticali
3x vertical cables



E
max 12x cavi verticali
max 12x vertical cables

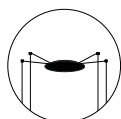


F
max 12x cavi orizzontali
max 12x horizontal cables

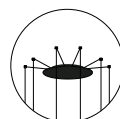


**MULTIPLI
CIRCOLARI
MULTIPLE
CIRCULAR**


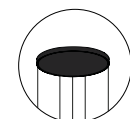
G
3x cavi verticali
3x vertical cables



H
max 4x cavi orizzontali
max 4x horizontal cables



I
max 12x cavi orizzontali
max 12x horizontal cables



L
max 12x cavi verticali
max 12x vertical cables

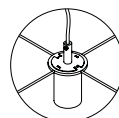
(3) ACCESSORI | ACCESSORIES



Cavo + portalamпада E27 per PATTY e SELMA
Cable + lamp holder E27 for PATTY and SELMA



Cavo + portalamпада E27 per MISS SP
Cable + lamp holder E27 for MISS SP



Fissaggio cavo
Cable fixing



CEILING
SUSPENSION



ESEMPI DI COMPOSIZIONI BRIDGE SYSTEM
BRIDGE SYSTEM COMPOSITIONS EXAMPLES



1x COLLINS SP + 1x Rosone **A**
 1x COLLINS SP + 1x Canopy **A**




1x MISS SP + 1x Cavo E27 + 1x Rosone **B**
 1x MISS SP + 1x Cable E27 + 1x Canopy **B**



3x CRYSTAL + 3x Rosone **C** + All-Track
 3x CRYSTAL + 3x Canopy **C** + All-Track



3x MISS SP + 3x Cavo E27 + 1x Rosone **D**
 3x MISS SP + 3x Cable E27 + 1x Canopy **D**



8x COLLINS SP + 1x Rosone **E**
 8x COLLINS SP + 1x Canopy **E**



4x COLLINS SP + 14x Passacavo + 1x Rosone **F**
 3x CRYSTAL
 4x COLLINS SP + 14x Cable fixing + 1x Canopy **F**
 3x CRYSTAL



1x COLLINS SP + 1x Rosone **G**
 1x COLLINS SP + 1x Canopy **G**



2x PATTY + 3x Cavo E27 + 1x Rosone **H**
 1x SELMA + 15x Passacavo
 2x PATTY + 3x Cable E27 + 1x Canopy **H**
 1x SELMA + 15x Cable fixing



6x SELMA + 6x Cavo E27 + 1x Rosone **I**
 6x Passacavo
 6x SELMA + 6x Cable E27 + 1x Canopy **I**
 6x Cable fixing



5x MISS SP + 5x Cavo E27 + 1x Rosone **L**
 5x MISS SP + 5x Cable E27 + 1x Canopy **L**



COLLEZIONE COLLINS | COLLINS COLLECTION



COLLINS SP
334



COLLINS PL
352



COLLINS PR
382



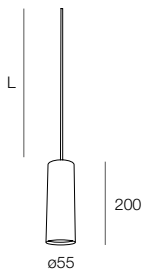
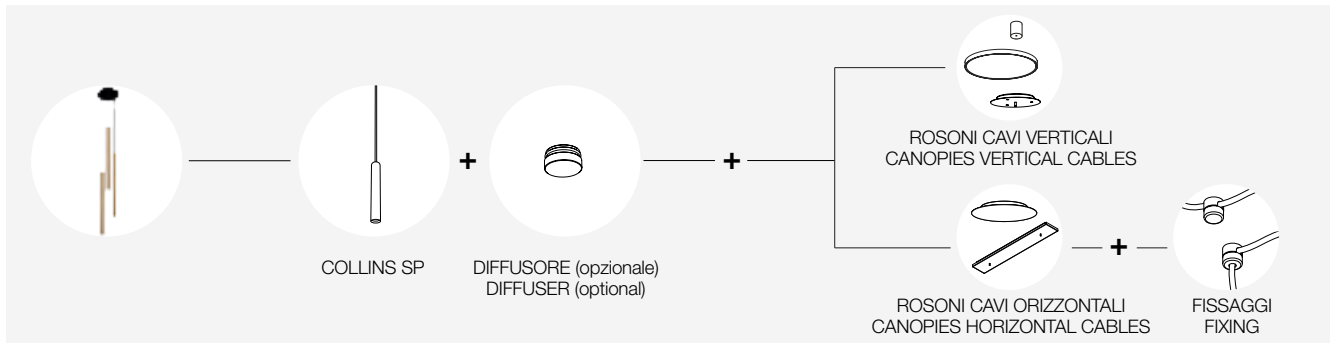
NEW

COLLINS SP



Cilindri per installazione a sospensione in acciaio verniciato texturizzato o in ottone massiccio satinato. Cavo rivestito con guaina bianca per versione bianca e guaina nera per versioni nera, grigio dark, grigio light e ottone. Portalampada con attacco GU10 o GU10 mini. Da completare con i rosoni BRIDGE SYSTEM per realizzare composizioni a sospensione singole o multiple.

Suspension cylinders made of textured powder-coated steel or solid satin brass. Cable covered with a white sheath for the white version and a black sheath for the black, dark gray, light gray, and brass versions. Lamp holder available with GU10 or GU10 mini sockets. To be completed with BRIDGE SYSTEM canopies for creating single or multiple suspension compositions.

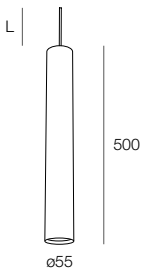


COLLINS SP Ø55 L 200mm

Cavo regolabile incluso.
1x GU10 max 10W
Ø51mm H55mm
non inclusa

Adjustable cable included.
1x GU10 max 10W
Ø51mm H55mm
not included

	□	■	■	■		L (mm)	Euro CHF
111803. __	01	02	23	24	GU10	max 10W 1300	57,50
111814. __	01	02	23	24	GU10	max 10W 3500	80,50
						L (mm)	Euro CHF
111803. __	16				GU10	max 10W 1300	74,75
111814. __	16				GU10	max 10W 3500	104,25



COLLINS SP Ø55 L 500mm

Cavo regolabile incluso.
1x GU10 max 10W
Ø51mm H55mm
non inclusa

Adjustable cable included.
1x GU10 max 10W
Ø51mm H55mm
not included

	□	■	■	■		L (mm)	Euro CHF
111804. __	01	02	23	24	GU10	max 10W 1300	71,50
111815. __	01	02	23	24	GU10	max 10W 3500	97,75
						L (mm)	Euro CHF
111804. __	16				GU10	max 10W 1300	141,00
111815. __	16				GU10	max 10W 3500	180,00

COLLINS SP Ø55

ACCESSORI ACCESSORIES

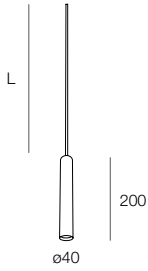


DIFFUSORE DECORATIVO
Opzionale

DECORATIVE DIFFUSER
Optional

	■	Ø (mm)	VERSION	Euro CHF
112903.99	55	.01 .02 .23 .24		23,00
112904.99	55	.26		23,00

COLLINS SP Ø40

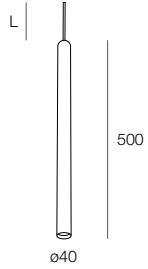


COLLINS SP Ø40 L 200mm

Cavo regolabile incluso.
1x GU10 MINI max 10W
Ø35mm H46mm
da ordinare a parte

Adjustable cable included.
1x GU10 MINI max 10W
Ø35mm H46mm
to be ordered separately

						L (mm)	Euro CHF
111801.	___	01 02 23 24	GU10 MINI	max 10W	1300	53,00	
111812.	___	01 02 23 24	GU10 MINI	max 10W	3500	73,75	
						L (mm)	Euro CHF
111801.	___	16	GU10 MINI	max 10W	1300	67,50	
111812.	___	16	GU10 MINI	max 10W	3500	88,75	



COLLINS SP Ø40 L 500mm

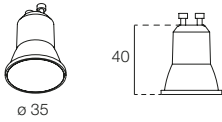
Cavo regolabile incluso.
1x GU10 MINI max 10W
Ø35mm H46mm
da ordinare a parte

Adjustable cable included.
1x GU10 MINI max 10W
Ø35mm H46mm
to be ordered separately

						L (mm)	Euro CHF
111802.	___	01 02 23 24	GU10 MINI	max 10W	1300	67,50	
111813.	___	01 02 23 24	GU10 MINI	max 10W	3500	89,75	
						L (mm)	Euro CHF
111802.	___	16	GU10 MINI	max 10W	1300	115,00	
111813.	___	16	GU10 MINI	max 10W	3500	134,75	

COLLINS SP Ø40

ACCESSORI ACCESSORIES



LAMPADINA GU10 MINI LED
on-off
Solo per versione Ø40

BULB GU10 MINI LED
on-off
Only for Ø40 version

								Euro CHF
441400003		3W	240 lm	3000K	60°			7,50



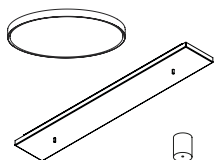
DIFFUSORE DECORATIVO
Opzionale

DECORATIVE DIFFUSER
Optional

		Ø (mm)	VERSION	Euro CHF
112901.99	40	.01 .02 .23 .24		18,00
112902.99	40	.16		18,00

COLLINS SP

ACCESSORI ACCESSORIES

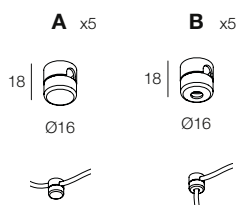


ROSONI BRIDGE SYSTEM

Abbinare uno o più apparecchi ai rosoni Bridge System, per sospensioni singole o multiple.
Pag. 348

BRIDGE SYSTEM CANOPIES

Combine one or more fixtures with the Bridge System canopies, for single or multiple suspensions.
Pag. 348



FISSAGGIO CAVO (5 pz)

In acciaio verniciato o in ottone massiccio.
Da usare obbligatoriamente con rosoni a cavi orizzontali, per fissare e tendere i cavi su soffitto o parete. Viti di montaggio non incluse.

CABLE FIXING (5 pcs)

Made of painted steel or solid brass.
To be used mandatory with canopies with horizontal cables, to secure and tension the cable on the ceiling or wall.
Mounting screws not included.

	<input type="checkbox"/>	<input checked="" type="checkbox"/>	VERSION	Euro CHF
112920. __	01	02	A	28,75
112921. __	01	02	B	31,25





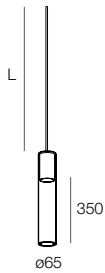
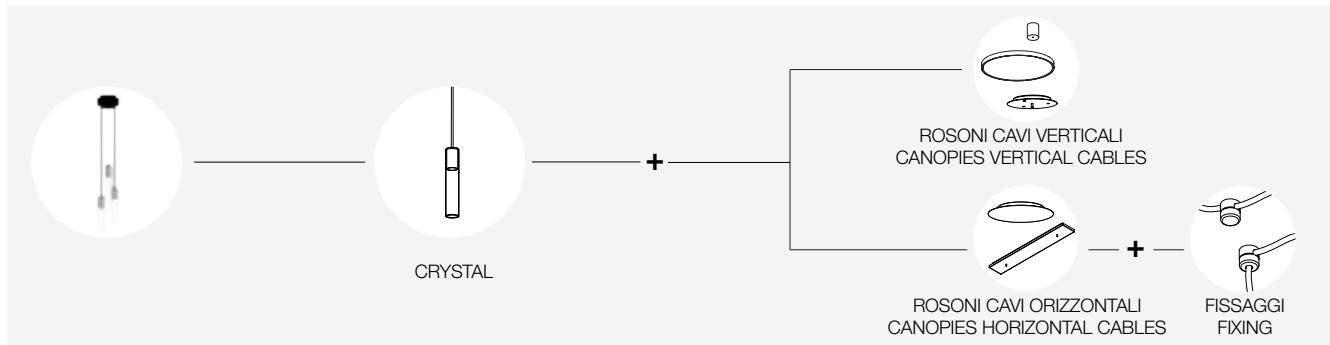
NEW

CRYSTAL



Cilindri per installazione a sospensione in vetro extra chiaro trasparente e cilindro portalampada in acciaio verniciato o in ottone massiccio, con attacco GU10. Cavo rivestito con guaina nera. Da completare con accessori BRIDGE SYSTEM per realizzare composizioni a sospensione singole o multiple.

Cylinders for suspension installation in transparent extra-clear glass with a lamp holder cylinder in painted steel or solid brass, equipped with a GU10 socket. Cable covered with a black sheath. To be completed with BRIDGE SYSTEM accessories for creating single or multiple suspension compositions.



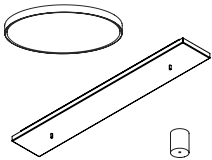
CRYSTAL

Cavo regolabile incluso.
1x GU10 max 10W
Ø51mm H55mm
non inclusa

Adjustable cable included.
1x GU10 max 10W
Ø51mm H55mm
not included

	■	■			L (mm)	Euro CHF
111901. __	23	24	GU10	max 10W	1150	72,00
111902. __	23	24	GU10	max 10W	3500	92,00
	■	■			L (mm)	Euro CHF
111901. __	16		GU10	max 10W	1150	84,75
111902. __	16		GU10	max 10W	3500	104,75

CRYSTAL

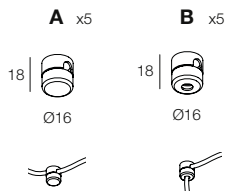
ACCESSORI
ACCESSORIES

ROSONI BRIDGE SYSTEM

Abbinare uno o più apparecchi ai rosoni Bridge System, per sospensioni singole o multiple.
Pag. 348

BRIDGE SYSTEM CANOPIES

Combine one or more fixtures with the Bridge System canopies, for single or multiple suspensions.
Pag. 348



FISSAGGIO CAVO (5 pz)

In acciaio verniciato o in ottone massiccio.
Da usare obbligatoriamente con rosoni a cavi orizzontali, per fissare e tendere i cavi su soffitto o parete. Viti di montaggio non incluse.

CABLE FIXING (5 pcs)

Made of painted steel or solid brass.
To be used mandatory with canopies with horizontal cables, to secure and tension the cable on the ceiling or wall.
Mounting screws not included.

	■	■	VERSION	Euro CHF
112920. __	01	02	A	28,75
112921. __	01	02	B	31,25



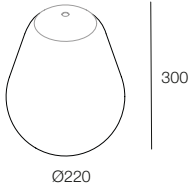
NEW

PATTY



Apparecchio di illuminazione con corpo in vetro soffiato extra chiaro trasparente, con calotta superiore in acciaio verniciato a polvere nero. Da completare con cavo provvisto di portalampada con attacco E27 e con accessori BRIDGE SYSTEM per realizzare composizioni a sospensione singole o multiple.

Lighting fixture with a body in transparent extra-clear blown glass and an upper cap in black powder-coated steel. To be completed with a cable featuring an E27 socket and BRIDGE SYSTEM accessories for creating single or multiple suspension compositions.



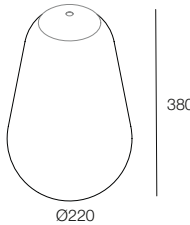
PATTY S

Cavo con portalampada E27 e rosone da ordinare a parte

Cable with lamp holder E27 and canopy to be ordered separately

Euro | CHF

149,00



PATTY M

Cavo con portalampada E27 e rosone da ordinare a parte

Cable with lamp holder E27 and canopy to be ordered separately

Euro | CHF

221,50

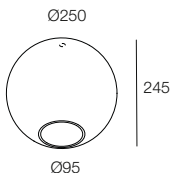
NEW

SELMA



Apparecchio di illuminazione con corpo in vetro soffiato extra chiaro trasparente. Da completare con cavo provvisto di portalampada con attacco E27 e con accessori BRIDGE SYSTEM per realizzare composizioni a sospensione singole o multiple.

Lighting fixture with a body in transparent extra-clear blown glass. To be completed with a cable featuring an E27 socket and BRIDGE SYSTEM accessories for creating single or multiple suspension compositions.



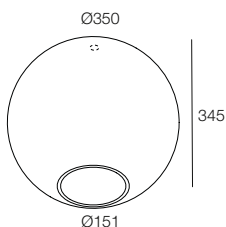
SELMA S

Cavo con portalampada E27 e rosone da ordinare a parte

Cable with lamp holder E27 and canopy to be ordered separately

Euro | CHF

133,50



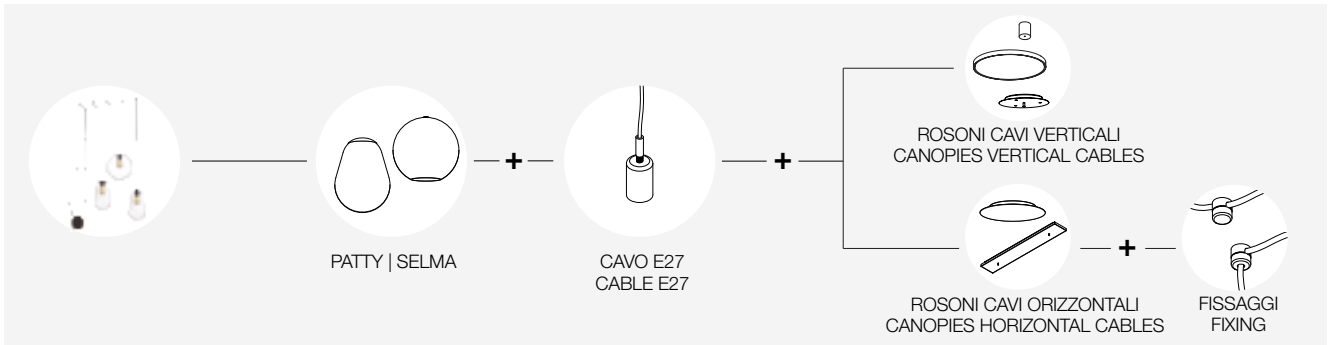
SELMA M

Cavo con portalampada E27 e rosone da ordinare a parte

Cable with lamp holder E27 and canopy to be ordered separately

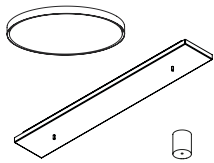
Euro | CHF

200,75



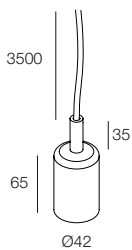
**PATTY
SELMA**

**ACCESSORI
ACCESSORIES**



ROSSONI BRIDGE SYSTEM
Abbinare uno o più apparecchi ai rosoni Bridge System, per sospensioni singole o multiple.
Pag. 348

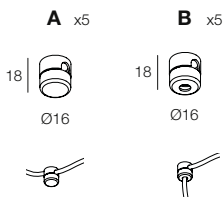
BRIDGE SYSTEM CANOPIES
Combine one or more fixtures with the Bridge System canopies, for single or multiple suspensions.
Pag. 348



CAVO CON PORTALAMPADA E27
Portalampada in acciaio verniciato bianco, nero o placcato in ottone. Cavo rivestito con guaina bianca o nera.
1x E27 max 25W non inclusa

CABLE WITH LAMP HOLDER E27
White painted steel, black, or brass-plated lamp holder. Cable coated with white or black sheath.
1x E27 max 25W not included

	□	■			Euro CHF
112918. __ 01 02			E27	max 25W	47,75
112918. __ 16			E27	max 25W	55,25



FISSAGGIO CAVO (5 pz)
In acciaio verniciato o in ottone massiccio.
Da usare obbligatoriamente con rosoni a cavi orizzontali, per fissare e tendere i cavi su soffitto o parete. Viti di montaggio non incluse.

CABLE FIXING (5 pcs)
Made of painted steel or solid brass.
To be used mandatory with canopies with horizontal cables, to secure and tension the cable on the ceiling or wall.
Mounting screws not included.

	□	■	VERSION	Euro CHF
112920. __ 01 02			A	28,75
112921. __ 01 02			B	31,25





COLLEZIONE MISS | MISS COLLECTION



MISS PL
350



MISS PR
386



MISS SP
344



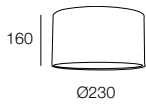
NEW

MISS SP



Paralume in velluto o in tessuto per installazione a sospensione. Da completare con cavo provvisto di portalampada con attacco E27 e specifico sistema di aggancio per paralume, da abbinare con accessori BRIDGE SYSTEM per realizzare composizioni a sospensione singole o multiple.

Lampshade in velvet or fabric for suspension installation. To be completed with a cable featuring an E27 socket and a specific lampshade attachment system, to be paired with BRIDGE SYSTEM accessories for creating single or multiple suspension compositions.

**MISS SP Ø230**

Cavo con portalampada E27 e rosone da ordinare a parte

Cable with lamp holder E27 and canopy to be ordered separately



112910. __ 25 26

Euro | CHF

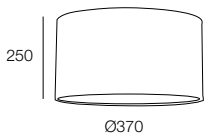
76,50



112910. __ 27 28 29

Euro | CHF

87,50

**MISS SP Ø370**

Cavo con portalampada E27 e rosone da ordinare a parte

Cable with lamp holder E27 and canopy to be ordered separately



112911. __ 25 26

Euro | CHF

100,75



112911. __ 27 28 29

Euro | CHF

149,50



PARALUME
.**25** Tessuto bianco, interno bianco

SHADE
.25 White canvas, inside white



PARALUME
.**26** Tessuto nero, interno oro

SHADE
.26 Black canvas, inside gold



PARALUME
.**27** Velluto rosa, interno bianco

SHADE
.27 Pink velvet, inside white



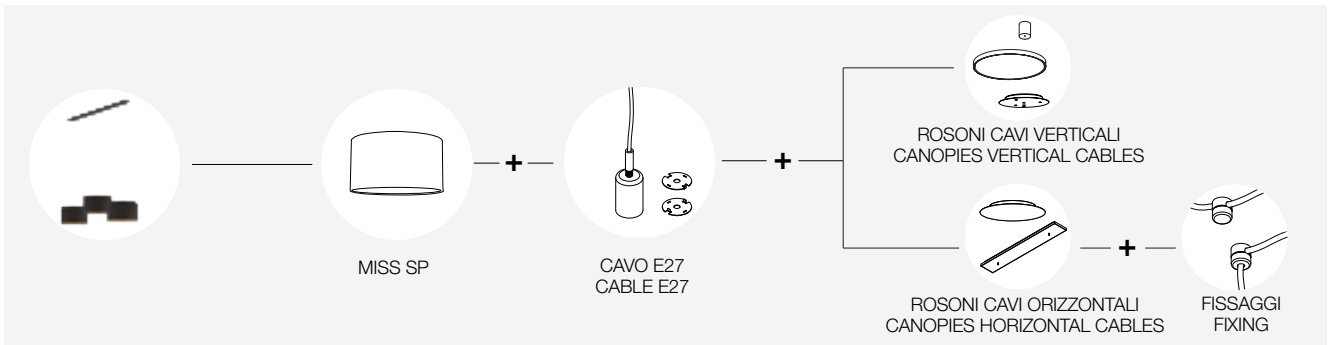
PARALUME
.**28** Velluto blu, interno oro

SHADE
.28 Blue velvet, inside gold



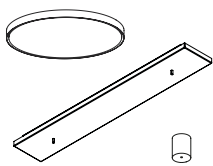
PARALUME
.**29** Velluto verde, interno oro

SHADE
.29 Green velvet, inside gold



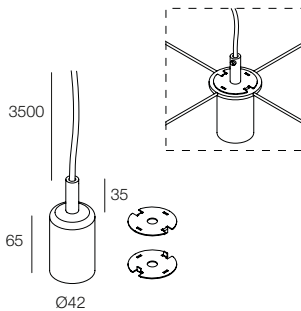
MISS SP

**ACCESSORI
ACCESSORIES**



ROSONI BRIDGE SYSTEM
Abbinare uno o più apparecchi ai rosoni Bridge System, per sospensioni singole o multiple.
Pag. 348

BRIDGE SYSTEM CANOPIES
Combine one or more fixtures with the Bridge System canopies, for single or multiple suspensions.
Pag. 348

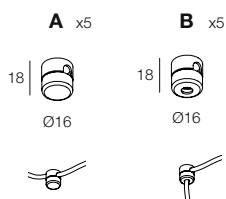


CAVO CON PORTALAMPADA E27
Portalampada in acciaio verniciato bianco, nero o placcato in ottone. Cavo rivestito con guaina bianca o nera.
1x E27 max 25W non inclusa

CABLE WITH LAMP HOLDER E27
White painted steel, black, or brass-plated lamp holder. Cable coated with white or black sheath.
1x E27 max 25W not included

	□	■			Euro CHF
112919..__01 02			E27	max 25W	53,50

	■				Euro CHF
112919.__16			E27	max 25W	61,00



FISSAGGIO CAVO (5 pz)
In acciaio verniciato o in ottone massiccio.
Da usare obbligatoriamente con rosoni a cavi orizzontali, per fissare e tendere i cavi su soffitto o parete. Viti di montaggio non incluse.

CABLE FIXING (5 pcs)
Made of painted steel or solid brass.
To be used mandatory with canopies with horizontal cables, to secure and tension the cable on the ceiling or wall.
Mounting screws not included.

	□	■	VERSION	Euro CHF
112920.__ 01 02			A	28,75
112921.__ 01 02			B	31,25



ROSONI BRIDGE SYSTEM BRIDGE SYSTEM CANOPIES

Collins SP
Pag. 334

Crystal
Pag. 338

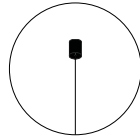
Patty
Pag. 340

Selma
Pag. 340

Miss SP
Pag. 344

Rosoni singoli, multipli lineari e multipli circolari in acciaio verniciato, da combinare con uno o più apparecchi BRIDGE SYSTEM
Single, multiple linear and multiple circular canopies in painted steel, to be combined with one or more BRIDGE SYSTEM fixtures

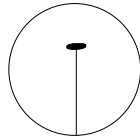
ROSONI SINGOLI SINGLE CANOPIES



ROSONE A
Plafone. Da abbinare a
1 apparecchio Bridge System

CANOPY A
Ceiling. To be combined
with 1 Bridge System fixture

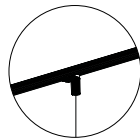
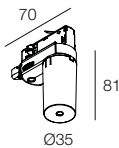
Euro | CHF
112905. __ 01 02 23 24 19,00



ROSONE B
Incasso. Da abbinare a
1 apparecchio Bridge System

CANOPY B
Recessed. To be combined with
1 Bridge System fixture

Euro | CHF
112906. __ 01 02 23 24 12,75

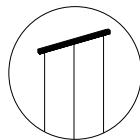
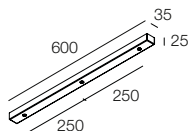


ROSONE C
Binario. Da abbinare a
1 apparecchio Bridge System

CANOPY C
Track. To be combined with
1 Bridge System fixture

Euro | CHF
112922. __ 01 02 61,00

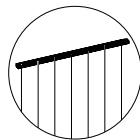
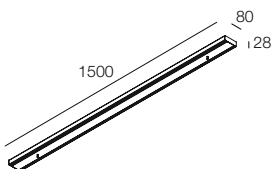
ROSONI MULTIPLI LINEARI MULTIPLE LINEAR CANOPIES



ROSONE D
Per 3 cavi verticali ad interdistanza fissa.
Da abbinare a 3 apparecchi Bridge System, con
unica accensione.

CANOPY D
For 3 vertical cables with fix spacing. To be
combined with 3 Bridge System fixtures, with single
switch.

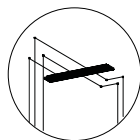
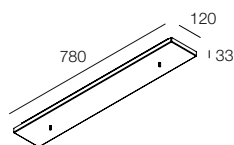
Euro | CHF
112907. __ 01 02 23 24 29,50



ROSONE E
Per max 12 cavi verticali ad interdistanza libera.
Da abbinare a max 12 apparecchi Bridge System,
suddivisibili in 3 accensioni da 4 unità.

CANOPY E
For max 12 vertical cables with free spacing.
To be combined with max 12 Bridge System
fixtures, divisible into 3 separate switches, each
controlling 4 units.

Euro | CHF
112917. __ 01 02 231,25

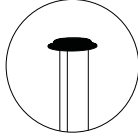
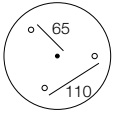
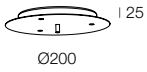


ROSONE F
Per max 12 cavi orizzontali ad interdistanza libera.
Da abbinare a max 12 apparecchi Bridge System,
suddivisibili in 3 accensioni da 4 unità. Prevedere
fissaggi cavi, da ordinare a parte.

CANOPY F
For max 12 horizontal cables with free spacing.
To be combined with max 12 Bridge System
fixtures, divisible into 3 separate switches, each
controlling 4 units. Provide cable fixings, to be
ordered separately.

Euro | CHF
112916. __ 01 02 173,75

ROSONI MULTIPLI CIRCOLARI MULTIPLE CIRCULAR CANOPIES



ROSONE G

Per 3 cavi verticali ad interdistanza fissa.
Da abbinare a 3 apparecchi Bridge System,
con unica accensione.

CANOPY G

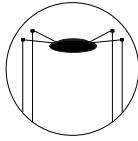
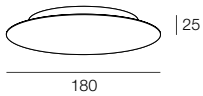
For 3 vertical cables with fix spacing.
To be combined with 3 Bridge System fixtures,
with single switch.



Euro | CHF

112908. __ 01 02 23 24

39,25



ROSONE H

Per max 4 cavi orizzontali ad interdistanza libera.
Da abbinare a max 4 apparecchi Bridge System,
in unica accensione.
Prevedere fissaggi cavi, da ordinare a parte.

CANOPY H

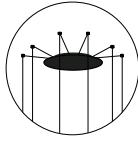
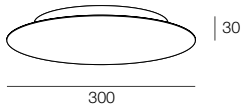
For max 4 horizontal cables with free spacing.
To be combined with max 4 Bridge System
fixtures, single switch.
Provide cable fixings, to be ordered separately.



Euro | CHF

112913. __ 01 02

72,00



ROSONE I

Per max 12 cavi orizzontali ad interdistanza
libera. Da abbinare a max 12 apparecchi
Bridge System, suddivisibili in 3 accensioni
da 4 unità. Prevedere fissaggi cavi, da
ordinare a parte.

CANOPY I

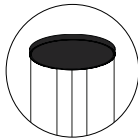
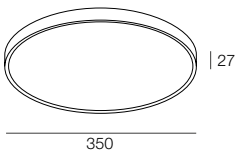
For max 12 horizontal cables with free
spacing. To be combined with max 12
Bridge System fixtures, divisible into 3
separate switches, each controlling 4 units.
Provide cable fixings, to be ordered separately.



Euro | CHF

112914. __ 01 02

124,25



ROSONE L

Per max 12 cavi verticali ad interdistanza libera.
Da abbinare a max 12 apparecchi Bridge System,
suddivisibili in 3 accensioni da 4 unità.

CANOPY L

For max 12 vertical cables with free spacing.
To be combined with max 12 Bridge System
fixtures, divisible into 3 separate switches, each
controlling 4 units.



Euro | CHF

112915. __ 01 02

133,50



COLLEZIONE MISS | MISS COLLECTION



MISS PL
350



MISS PR
386



MISS SP
344

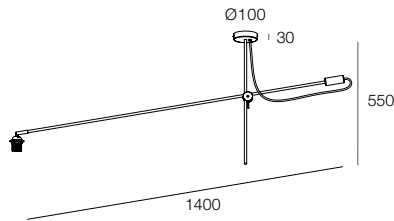



MISS PL



Apparecchio per installazione a plafone composto da asta verticale e braccio snodato regolabile in acciaio verniciato con portalampada, combinabile con paralume in velluto o in tessuto, in diverse finiture.

Surface mounted fixture composed of painted steel vertical rod and adjustable articulated arm with lamp holder, combinable with velvet or fabric lampshade, available in different finishes.



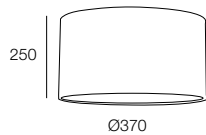
STRUTTURA

Da combinare con 1 paralume.
1x E27 max 25W non fornita.

		Euro CHF	
111601. __	01 02	E27	max 25W
			139,25

FRAME

To combine with 1 shade.
1x E27 max 25W not provided.



PARALUME

SHADE

		Euro CHF	
112911. __	25 26		100,75
112911. __	27 28 29		149,50



PARALUME
.25 Tessuto bianco, interno bianco

SHADE
.25 White canvas, inside white



PARALUME
.26 Tessuto nero, interno oro

SHADE
.26 Black canvas, inside gold



PARALUME
.27 Velluto rosa, interno bianco

SHADE
.27 Pink velvet, inside white



PARALUME
.28 Velluto blu, interno oro

SHADE
.28 Blue velvet, inside gold



PARALUME
.29 Velluto verde, interno oro

SHADE
.29 Green velvet, inside gold



COLLEZIONE COLLINS | COLLINS COLLECTION



COLLINS SP
334



COLLINS PL
352



COLLINS PR
382

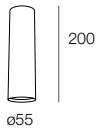


COLLINS PL



Cilindri per installazione a plafone, in acciaio verniciato texturizzato bianco, nero, grigio chiaro o grigio scuro, oppure in ottone massiccio satinato. Diametri 40 e 55mm, lunghezze 200, 500 e 1000mm.

Cylinders for surface-mounted installation, in white, black, light grey or dark grey painted steel, or in satin solid brass. Diameters 40 and 55mm and lengths 200, 500 and 1000mm.




COLLINS PL Ø55 L 200mm

1x GU10 max 10W Ø51mm
H55mm non fornita

1x GU10 max 10W Ø51mm
H55mm not provided

						Euro CHF	
111808. __	01	02	23	24	GU10	max 10W	39,25
111808. __	16				GU10	max 10W	71,50

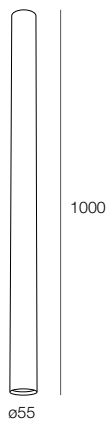


COLLINS PL Ø55 L 500mm

1x GU10 max 10W Ø51mm
H55mm non fornita

1x GU10 max 10W Ø51mm
H55mm not provided

						Euro CHF	
111809. __	01	02	23	24	GU10	max 10W	60,00
111809. __	16				GU10	max 10W	125,50



COLLINS PL Ø55 L 1000mm

1x GU10 max 10W Ø51mm
H55mm non fornita

1x GU10 max 10W Ø51mm
H55mm not provided

						Euro CHF	
111810. __	01	02	23	24	GU10	max 10W	94,50
111810. __	16				GU10	max 10W	237,00

COLLINS PL Ø55

ACCESSORI ACCESSORIES

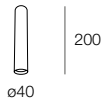


DIFFUSORE DECORATIVO
Opzionale

DECORATIVE DIFFUSER
Optional

		Ø (mm)	VERSION	Euro CHF
112903.99	55		.01 .02 .23 .24	23,00
112904.99	55		.26	23,00

COLLINS PL



COLLINS PL Ø40 L 200mm

1x GU10 MINI max 10W
Ø35mm H46mm
da ordinare a parte

1x GU10 MINI max 10W
Ø35mm H46mm
to be ordered separately




Euro | CHF

111805. __	01 02 23 24	GU10 MINI	max 10W	29,50
-------------------	--------------------	-----------	---------	-------



Euro | CHF

111805. __	16	GU10 MINI	max 10W	45,50
-------------------	-----------	-----------	---------	-------



COLLINS PL Ø40 L 500mm

1x GU10 MINI max 10W
Ø35mm H46mm
da ordinare a parte

1x GU10 MINI max 10W
Ø35mm H46mm
to be ordered separately



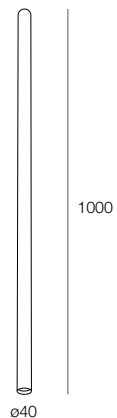
Euro | CHF

111806. __	01 02 23 24	GU10 MINI	max 10W	45,50
-------------------	--------------------	-----------	---------	-------



Euro | CHF

111806. __	16	GU10 MINI	max 10W	96,75
-------------------	-----------	-----------	---------	-------



COLLINS PL Ø40 L 1000mm

1x GU10 MINI max 10W
Ø35mm H46mm
da ordinare a parte

1x GU10 MINI max 10W
Ø35mm H46mm
to be ordered separately



Euro | CHF

111807. __	01 02 23 24	GU10 MINI	max 10W	83,50
-------------------	--------------------	-----------	---------	-------

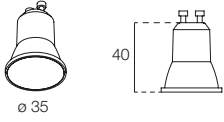


Euro | CHF

111807. __	16	GU10 MINI	max 10W	187,00
-------------------	-----------	-----------	---------	--------

COLLINS PL Ø40

ACCESSORI ACCESSORIES



LAMPADINA GU10 MINI LED
on-off
Solo per versione Ø40

BULB GU10 MINI LED
on-off
Only for Ø40 versions

					Euro CHF	
441400003	3W	240 lm	3000K	60°	7,50	



DIFFUSORE DECORATIVO
Opzionale

DECORATIVE DIFFUSER
Optional

		Ø (mm)	VERSION	Euro CHF	
112901.99	40		.01 .02 .23 .24	18,00	
112902.99	40		.16	18,00	





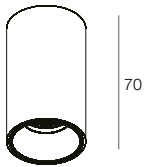

NEW

KONE PL



Apparecchio LED per installazione a plafone su controsoffitto (non installabile su muratura), in lega di alluminio verniciata. Riflettori in tinta con l'apparecchio. Lenti ad alto rendimento in PMMA. Sorgente LED arretrata ad elevata resa cromatica CRI90. Alimentazione elettronica 220-240V 50/60Hz integrata.

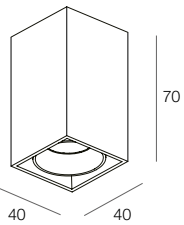
LED fixture for ceiling installation on false ceilings (not suitable for masonry installation), made of painted aluminum alloy. Reflectors matching the fixture's color. High-efficiency lenses in PMMA. Recessed LED light source with high color rendering CRI90. Integrated electronic driver 220-240V 50/60Hz.



Ø40

KONE PL TONDO KONE PL ROUND

4W	36°	322 lm	3000K	<input type="checkbox"/>	<input checked="" type="checkbox"/>	Euro CHF
			103645.01	.02		78,25



KONE PL QUADRATO KONE PL SQUARE

4W	36°	312 lm	3000K	<input type="checkbox"/>	<input checked="" type="checkbox"/>	Euro CHF
			103646.01	.02		89,50

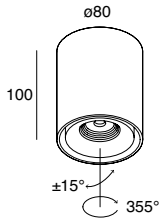



OWL



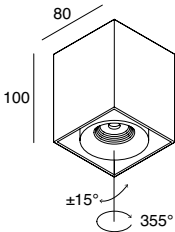
Apparecchio LED orientabile per installazione a plafone, in lega di alluminio verniciata bianca. Sorgente LED ad elevata resa cromatica CRI90, posizionata recessa per aumentarne il comfort visivo e limitare l'abbagliamento. Lenti ad alto rendimento in PMMA.
Alimentazione elettronica 220-240V 50/60 Hz integrata.

Adjustable LED fixture for ceiling installation, in white painted aluminium alloy. High color rendering CRI90 LED source, positioned recess to increase visual comfort and limit glare. PMMA high performance lenses.
Electronic power supply 220-240V 50/60 Hz integrated.



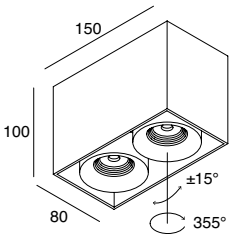
OWL TONDO
OWL ROUND

8W	36°	579 lm	3000K <input type="checkbox"/>	Euro CHF
			108001.01	102,50



OWL QUADRATO
OWL SQUARE

8W	36°	579 lm	3000K <input type="checkbox"/>	Euro CHF
			108002.01	102,50



OWL DOPPIO
OWL DOUBLE

2x8W	36°	1159 lm	3000K <input type="checkbox"/>	Euro CHF
			108003.01	185,75

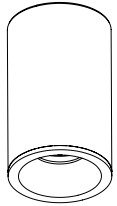


GECO



Apparecchio per installazione a plafone. Corpo in alluminio verniciato e schermo in vetro trasparente.

Ceiling-mounted fixture. Painted aluminum body and transparent glass diffuser.



135

Ø85

GECO TONDO

1x GU10 max 10W Ø51mm H55mm non fornita

GECO ROUND

1x GU10 max 10W Ø51mm H55mm not provided



112001. __ 01 02

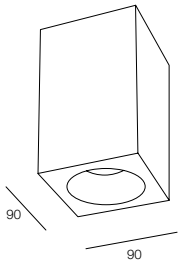
GU10

max 10W

Euro | CHF

62,75

CEILING
SUSPENSION



135

90

90

GECO QUADRATO

1x GU10 max 10W Ø51mm H55mm non fornita

GECO SQUARE

1x GU10 max 10W Ø51mm H55mm not provided



112002. __ 01 02

GU10

max 10W

Euro | CHF

77,25

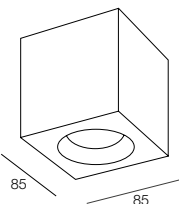
NEW

GECO MINI



Apparecchio per installazione a plafone. Corpo in alluminio verniciato e schermo in vetro trasparente.

Ceiling-mounted fixture. Painted aluminum body and transparent glass diffuser.



85

85

85

GECO MINI

1x GU10 max 10W Ø51mm H55mm non fornita

GECO MINI

1x GU10 max 10W Ø51mm H55mm not provided



112003. __ 01 02

GU10

max 10W

Euro | CHF

69,75

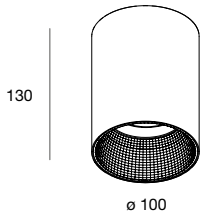


TIN



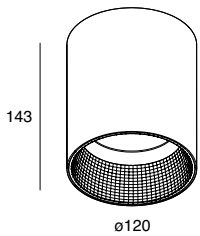
Apparecchio LED cilindrico, per installazione a plafone. Ottica fissa, con sorgente COB LED ad alta resa cromatica CRI >90, posizionata recessa per limitare l'abbagliamento. Corpo in lega di alluminio verniciata a polvere, riflettore in tecnopolimero con deposizione in alto vuoto di alluminio puro al 99,9% e lente ad alto rendimento in policarbonato. Alimentazione elettronica integrata.

Cylindrical LED fixture, for ceiling installation. Fixed optics, with COB LED source with high colour rendering CRI >90, recessed to limit glare. Powder-coated aluminium alloy body, technopolymer reflector with 99.9% high vacuum deposition of pure aluminium and high-performance lens in polycarbonate. Integrated electronic power supply.



TIN 10W

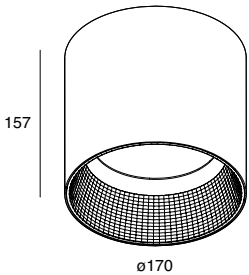
				3000K <input type="checkbox"/>	4000K <input type="checkbox"/>	Euro CHF
10W	36°	1175 lm	108205.01	1258 lm	108206.01	98,25



TIN 23W



				3000K <input type="checkbox"/>	4000K <input type="checkbox"/>	Euro CHF
23W	36°	2161 lm	108201.01	2312 lm	108202.01	120,00



TIN 32W

				3000K <input type="checkbox"/>	4000K <input type="checkbox"/>	Euro CHF
32W	36°	3080 lm	108203.01	3296 lm	108204.01	162,00



COLLEZIONE HONEY | HONEY COLLECTION



HONEY PL
364



HONEY IN
366



HONEY PR
384



HONEY PT
394



HONEY TL
402



HONEY TR
468

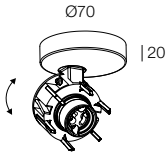


HONEY PL



Prodotto per installazione a plafone composto da spot orientabili combinabili con base circolare per spot singolo, oppure con profili lineari per spot multipli.
Corpo in acciaio verniciato oppure in ottone massiccio satinato.

Surface mounted installation fixture composed of adjustable spots that can be combined with a circular base for single spot, or with linear profiles for multiple spots. Body in painted steel or satin solid brass.



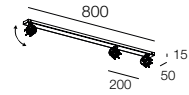
BASE 1x

Portalamпада da combinare con 1 corpo per spot. 1x GU10 max 10W Ø51mm H55mm non fornita.

BASE 1x

Lamp holder to combine with 1 spot body. 1x GU10 max 10W Ø51mm H55mm not provided.

	□	■			Euro CHF
112403. __	01	02	GU10	1x max 10W	42,00



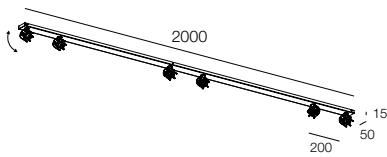
BASE LINEARE 3x

Portalamпада da combinare con 3 corpi per spot. 3x GU10 max 10W Ø51mm H55mm non fornite.

LINEAR BASE 3x

Lamp holder to combine with 3 spot bodies. 3x GU10 max 10W Ø51mm H55mm not provided.

	□	■			Euro CHF
112405. __	01	02	GU10	3x max 10W	104,75



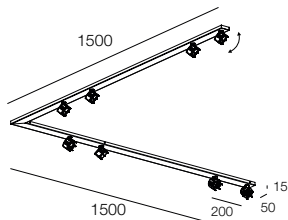
BASE LINEARE 6x

Portalamпада da combinare con 6 corpi per spot. 6x GU10 max 10W Ø51mm H55mm non fornite.

LINEAR BASE 6x

Lamp holder to combine with 6 spot bodies. 6x GU10 max 10W Ø51mm H55mm not provided.

	□	■			Euro CHF
112406. __	01	02	GU10	6x max 10W	222,00



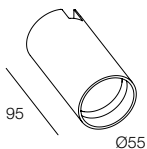
BASE ANGOLARE 90° 8x

Portalamпада da combinare con 8 corpi per spot. 8x GU10 max 10W Ø51mm H55mm non fornite.

90° ANGULAR BASE 8x

Lamp holder to combine with 8 spot bodies. 8x GU10 max 10W Ø51mm H55mm not provided.

	□	■			Euro CHF
112407. __	01	02	GU10	8x max 10W	367,50



CORPO PER SPOT

Inserimento rapido a pressione sul portalamпада

SPOT BODY

Quick press-fit on lamp holder

	□	■			Euro CHF
112909. __	01	02			12,25

	■				Euro CHF
112909. __	16				26,50

HONEY PL

ACCESSORI ACCESSORIES



DIFFUSORE DECORATIVO
Opzionale

DECORATIVE DIFFUSER
Optional

	■	VERSION	Euro CHF
112903.99		Bianco, nero / White, black	23,00
112904.99		Ottone / Brass	23,00



COLLEZIONE HONEY | HONEY COLLECTION



HONEY PL
364



HONEY IN
366



HONEY PR
384



HONEY PT
394



HONEY TL
402



HONEY TR
468

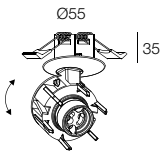


HONEY IN



Spot orientabile in acciaio verniciato texturizzato bianco o nero oppure in ottone massiccio satinato, combinabile con basetta circolare con portalampada da incasso su controsoffitto in cartongesso.

Adjustable spot made of white or black painted steel or satin solid brass, combinable with circular base with recessed lamp holder for plasterboard ceiling mounting.



BASE

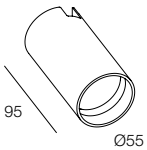
Con portalampada da combinare con 1 corpo per spot.
1x GU10 max 10W Ø51mm H55mm non fornita.

		□	■			Euro CHF
112404.	__	01	02	GU10	max 10W	44,50



BASE

With lamp holder to combine with 1 spot body.
1x GU10 max 10W Ø51mm H55mm not provided.



CORPO PER SPOT

Inserimento rapido a pressione sul portalampada

		□	■			Euro CHF
112909.	__	01	02			12,25

SPOT BODY


Quick press-fit on lamp holder

		■			Euro CHF
112909.	__	16			26,50

CEILING
SUSPENSION

HONEY IN


ACCESSORI ACCESSORIES



DIFFUSORE DECORATIVO
Opzionale

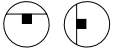
DECORATIVE DIFFUSER
Optional

		■	VERSION			Euro CHF
112903.99			Bianco, nero / White, black			23,00
112904.99			Ottone / Brass			23,00





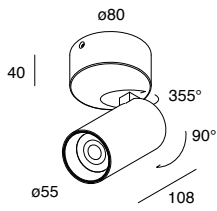
SPYGLASS



Proiettore LED orientabile con braccio su basetta per installazione a parete o soffitto. Corpo in lega di alluminio verniciato a polvere.
Alimentazione elettronica inclusa.


Orientable LED spotlight with arm on a wall or ceiling bracket.

Body made of powder coated aluminium alloy.
Integrated driver electronic.



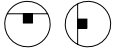
9W 36° 786 lm 3000K Euro | CHF
103103.01 .02 125,75

CEILING
SUSPENSION



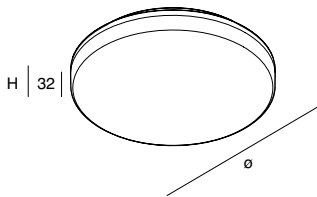


LUNA



Apparecchio LED per installazione a plafone o a parete.
Base in policarbonato bianco, diffusore in policarbonato ad elevata trasmittanza
Disponibili versione con emergenza 1h integrata, e versione con sensore di presenza e luminosità.
Alimentazione elettronica inclusa

LED fixture for wall or ceiling surface mounting.
Polycarbonate base in white color, polycarbonate diffuser with high transmittance 1h emergency version and presence/daylight detector version available.
Electronic driver included.



LUNA TONDO

LUNA ROUND

	Ø (mm)	H (mm)	3000K	4000K	Euro CHF
19W	280	48	1996 lm	2036 lm	50,75
NEW 24W	330	48	3105 lm	3511 lm	76,25
36W	400	48	3990 lm	4209 lm	103,75

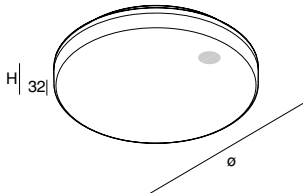
DALI-PUSH

	Ø (mm)	H (mm)	3000K	4000K	Euro CHF
19W	280	58	1996 lm	2036 lm	178,75
NEW 24W	330	58	3105 lm	3511 lm	208,75
36W	400	58	3990 lm	4209 lm	251,25

EMERGENCY 1H

Flusso in emergenza / Emergency flux 19W 7% / 36W 8%

	Ø (mm)	H (mm)	3000K	4000K	Euro CHF
19W	280	58	1996 lm	2036 lm	162,00
36W	400	58	3990 lm	4209 lm	208,75



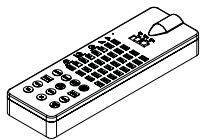
LUNA TONDO CON SENSORE DI PRESENZA

Tempo di attesa 90s.
Soglia diurna 20lux.
Impostazioni modificabili con telecomando

LUNA ROUND WITH PRESENCE DETECTOR

Delay time 90sec.
Daylight sensitivity 20lux.
Settable via remote control.

	Ø (mm)	H (mm)	3000K	4000K	Euro CHF
19W	280	48	1996 lm	2036 lm	76,25



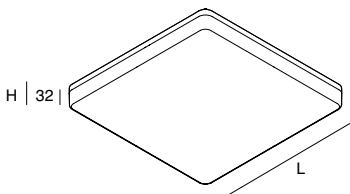
TELECOMANDO PER PROGRAMMAZIONE LUNA CON SENSORE DI PRESENZA

REMOTE CONTROL FOR SETTING LUNA WITH PRESENCE DETECTOR

	Euro CHF
104335.99	63,25

Regolazione della sensibilità sensore MW in funzione dell'altezza di installazione (<= 4m)
Impostazione dei tempi di attesa (Hold time) al 100% del flusso (5s/30s/1min/3min/5min/10min/20min/30min) e tempi di Stand-By (0s/10s/1min/3min/5min/10min/30min/+∞) con riduzione del flusso (10/20/30/50%) in assenza di movimento. Impostazione o disattivazione di soglie diurne di illuminamento (5/15/30/50/100/150 lux, Disable). Necessita di due pile AAA.

MW sensor sensitivity adjustment according to installation height (<= 4m)
Hold time setting at 100% flow (5s/30s/1min/3min/5min/10min/20min/30min) and Stand-By times (0s/10s/1min/3min/5min/10min/30min/+∞) with flow reduction (10/20/30/50%) in the absence of movement. Setting or disabling daytime illuminance thresholds (5/15/30/50/100/150 lux, Disable). Requires 2 AAA batteries.



LUNA QUADRATO

LUNA SQUARE

	L (mm)	H (mm)	3000K	4000K	Euro CHF
19W	280	48	1991 lm	2031 lm	57,00
NEW 24W	330	48	3105 lm	3514 lm	162,00
36W	400	48	4090 lm	4314 lm	113,25

WALL

HALOS MINI APPLIQUE	374
UPPER	376
PUNTO	378
CUBRIK	380
COLLINS PR	382
HONEY PR	384
MISS PR	386
NEWSTEP	388



COLLEZIONE HALOS MINI | HALOS MINI COLLECTION



HALOS MINI
ORIZZONTALE
398



HALOS MINI
VERTICALE
304



HALOS MINI
APPLIQUE
374

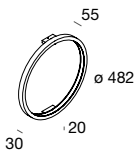


HALOS MINI APPLIQUE



Profilo LED circolare per installazione a parete a luce interna.
Corpo in estruso di alluminio verniciato a polvere e schermo in PMMA opale. Staffe per il montaggio a parete integrate, alimentazione remota da ordinare a parte.

Circular LED profile for wall surface mounting with internal light emission. Body in powder-coated extruded aluminium and PMMA opal screen. Integrated wall mounting brackets, remote power supply to be ordered separately.

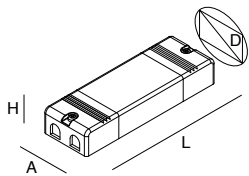
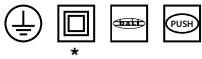


HALOS MINI APPLIQUE 482

		2700K						
Ø (mm)		01	02	20	21	22	Euro CHF	
482	24W	107348.01	1331 lm				719,75	
		3000K						
Ø (mm)		01	02	20	21	22	Euro CHF	
482	24W	107349.01	1435 lm				719,75	
		4000K						
Ø (mm)		01	02	20	21	22	Euro CHF	
482	24W	107350.01	1472 lm				719,75	

HALOS MINI APPLIQUE

ACCESSORI ACCESSORIES




ALIMENTATORE
ELETTRONICO
220-240V 50/60Hz

ELECTRONIC DRIVER
220-240V 50/60Hz

	VERSION	D (mm)	A (mm)	H (mm)	L (mm)	Euro CHF
*	107324.99	482 mm	54	44	30	67,25
DALI-PUSH						
	VERSION	D (mm)	A (mm)	H (mm)	L (mm)	Euro CHF
	107325.99	482 mm	86	80	30	100,75

WALL

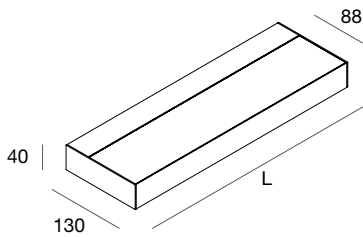


UPPER



Apparecchio LED monoemissione o biemissione per installazione a parete. Corpo in lega di alluminio verniciato a polvere. Alimentazione elettronica integrata, ON/OFF o dimmerabile DALI/PUSH.

LED fixture with single-emission or bi-emission for wall installation. Body in powder coated aluminum alloy. Integrated electronic power supply, ON/OFF or dimmable DALI/PUSH.



UPPER MONOEMISSIONE

UPPER SINGLE-EMISSION

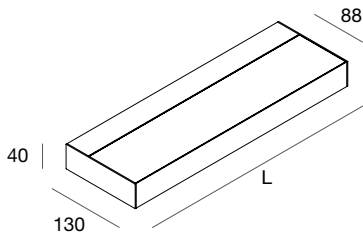
L (mm)		3000K <input type="checkbox"/>		4000K <input type="checkbox"/>		Euro CHF
400	36W	113001.01	4114 lm	113003.01	4237 lm	151,25
600	54W	113002.01	6910 lm	113004.01	7117 lm	223,75

DALI-PUSH

L (mm)		3000K <input type="checkbox"/>		4000K <input type="checkbox"/>		Euro CHF
400	36W	113005.01	4114 lm	113007.01	4237 lm	269,50
600	54W	113006.01	6910 lm	113008.01	7117 lm	325,75

WALL

NEW



UPPER BIEMISSIONE

UPPER BI-EMISSION

L (mm)		3000K <input type="checkbox"/>		4000K <input type="checkbox"/>		Euro CHF
400	36W	113009.01	4557 lm	113011.01	4693 lm	163,25
600	57W	113010.01	7654 lm	113012.01	7883 lm	248,75

DALI-PUSH

L (mm)		3000K <input type="checkbox"/>		4000K <input type="checkbox"/>		Euro CHF
400	36W	113013.01	4557 lm	113015.01	4693 lm	293,25
600	57W	113014.01	7654 lm	113016.01	7883 lm	358,25



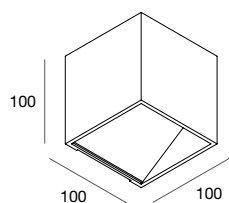


PUNTO



Apparecchio LED ad emissione diretta/indiretta per installazione a parete.
Corpo in lega di alluminio verniciato a polvere.
Alimentazione elettronica integrata, dimmerabile a taglio di fase TRIAC.

LED fixture direct/indirect light emission for wall surface installation.
Body made of powder coated aluminium alloy.
Integrated electronic dimmable driver by TRIAC control.



3000K Euro | CHF
7W 750 lm **103902.01** 125,75

WALL



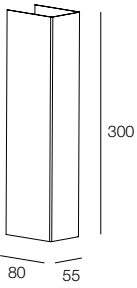



CUBRIK



Appliche rettangolare a luce radente diretta ed indiretta in acciaio verniciato in bianco, grigio chiaro o grigio scuro, disponibile in due dimensioni.

Rectangular wall lamp with direct and indirect grazing light made of white, light grey or dark grey painted steel, available in two sizes.



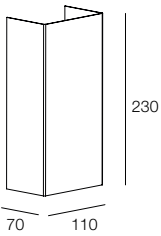
CUBRIK 55

2x GU10 max 10W Ø51mm H55mm non fornite.

2x GU10 max 10W Ø51mm H55mm not provided.

Euro | CHF
112502. __ **01 23 24** GU10 2x max 10W 73,25

WALL



CUBRIK 110

2x GU10 max 10W Ø51mm H55mm non fornite.

2x GU10 max 10W Ø51mm H55mm not provided.

Euro | CHF
112501. __ **01 23 24** GU10 2x max 10W 74,75



COLLEZIONE COLLINS | COLLINS COLLECTION



COLLINS SP
334



COLLINS PL
352



COLLINS PR
382

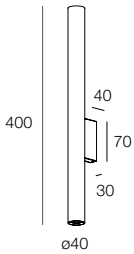


COLLINS PR



Cilindri per installazione a parete ad emissione diretta ed indiretta, in acciaio verniciato texturizzato bianco, nero, grigio chiaro o grigio scuro, oppure in ottone massiccio satinato.

Cylinders for wall installation with direct and indirect emission, made of white, black, light grey or dark grey texturized painted steel, or made of satin solid brass.



COLLINS PR

2x GU10 MINI max 10W
Ø35mm H46mm
da ordinare a parte

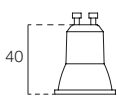
2x GU10 MINI max 10W
Ø35mm H46mm
to be ordered separately

				Euro CHF	
111811. __	01 02 23 24	GU10 MINI	2x max 10W	125,00	
111811. __	16	GU10 MINI	2x max 10W	154,75	

WALL

COLLINS PR

ACCESSORI ACCESSORIES



LAMPADINA GU10 MINI LED
on-off

BULB GU10 MINI LED
on-off

					Euro CHF	
441400003	3W	240 lm	3000K	60°	7,50	



DIFFUSORE DECORATIVO
Opzionale

DECORATIVE DIFFUSER
Optional

				Euro CHF	
112902.99				18,00	





COLLEZIONE HONEY | HONEY COLLECTION



HONEY PL
364



HONEY IN
366



HONEY PR
384



HONEY PT
394



HONEY TL
402



HONEY TR
468

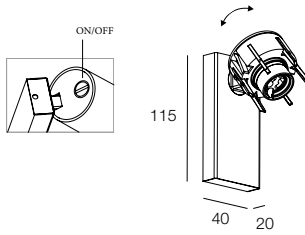


HONEY PR



Applique con spot orientabile in acciaio verniciato texturizzato bianco o nero oppure in ottone massiccio satinato, combinabile con basetta rettangolare da parete con portalamпада, provvista di interruttore.

Applique with adjustable spot made of white or black texturized painted steel or satin solid brass, combinable with rectangular wall base with lamp holder, equipped with switch.



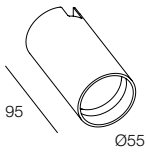
BASE

con portalamпада provvista di interruttore, da combinare con 1 corpo per spot.
1x GU10 max 10W Ø51mm H55mm non fornita.

BASE

with lamp holder equipped with switch, to combine with 1 spot body.
1x GU10 max 10W Ø51mm H55mm not provided.

	<input type="checkbox"/>	<input checked="" type="checkbox"/>			Euro CHF
112408. __	01	02	GU10	max 10W	50,25



CORPO PER SPOT

Inserimento rapido a pressione sul portalamпада

SPOT BODY

Quick press-fit on lamp holder

	<input type="checkbox"/>	<input checked="" type="checkbox"/>			Euro CHF
112909. __	01	02			12,25

	<input checked="" type="checkbox"/>				Euro CHF
112909. __	16				26,50

WALL

HONEY PR


ACCESSORI ACCESSORIES

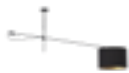


DIFFUSORE DECORATIVO
Opzionale

DECORATIVE DIFFUSER
Optional

	VERSION	Euro CHF
112903.99	Bianco, nero / White, black	23,00
112904.99	Ottone / Brass	23,00



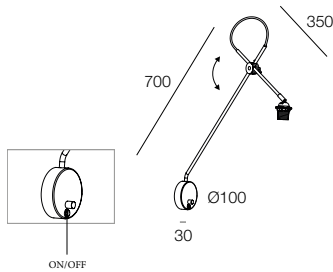
**COLLEZIONE MISS | MISS COLLECTION**MISS PL
350MISS PR
386MISS SP
344

MISS PR



Apparecchio per installazione a parete composto da braccio snodato regolabile con portalampada, su basetta provvista di interruttore. Combinabile con paralume in velluto o in tessuto, in diverse finiture.

Fixture for wall installation composed of adjustable articulated arm with lamp holder, on a base provided with a switch. Combinable with velvet or fabric lampshade, in different finishes.



STRUTTURA

Con portalampada e base provvista di interruttore, da combinare con 1 paralume. 1x E27 max 25W non fornita.

FRAME

With lamp holder and base equipped with switch, to combine with 1 shade. 1x E27 max 25W not provided.

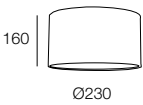
		□	■	Euro CHF	
111602.	__	01	02	E27	max 25W 124,25

PARALUME

SHADE

		□	■	Euro CHF	
112910.	__	25	26	76,50	

		■	■	■	Euro CHF	
112910.	__	27	28	29	87,50	



PARALUME
.**25** Tessuto bianco, interno bianco

SHADE
.**25** White canvas, inside white



PARALUME
.**26** Tessuto nero, interno oro

SHADE
.**26** Black canvas, inside gold



PARALUME
.**27** Velluto rosa, interno bianco

SHADE
.**27** Pink velvet, inside white



PARALUME
.**28** Velluto blu, interno oro

SHADE
.**28** Blue velvet, inside gold

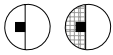


PARALUME
.**29** Velluto verde, interno oro

SHADE
.**29** Green velvet, inside gold

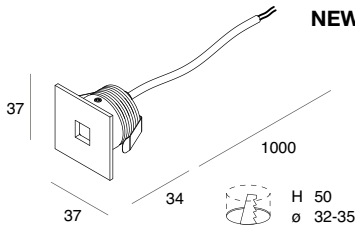



NEWSTEP



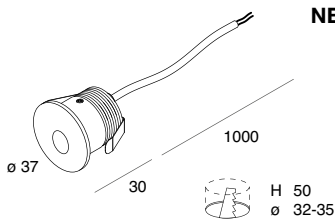
Apparecchio LED segnapasso IP65 per installazione ad incasso per cartongesso di 12,5 mm o per muratura con apposito accessorio. Cornice in lega di alluminio verniciata, dissipatore in lega di alluminio e molle in acciaio armonico. Sorgente LED protetta da vetro trasparente. Accessorio per l'installazione in muratura e alimentatore elettronico 350mA o 700mA da ordinare a parte.

LED path indicator for wall recessed installation in 12,5 mm thickness plasterboard, or in brick/concrete wall with appropriate accessory. Frame made of painted aluminium alloy, dissipater made of aluminium alloy and clips made of harmonic steel. LED source protected by a transparent glass. Wall plaque and electronic driver 350mA or 700mA to be ordered separately.



NEWSTEP QUADRATO

		3000K <input type="checkbox"/>	4000K <input type="checkbox"/>	Euro CHF
2W - 700mA	110 lm	109401.01	109402.01	47,50

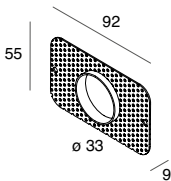


NEWSTEP TONDO

		3000K <input type="checkbox"/>	4000K <input type="checkbox"/>	Euro CHF
2W - 700mA	110 lm	109403.01	109404.01	46,25

NEWSTEP

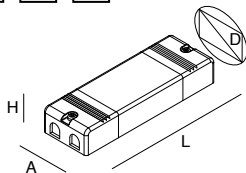
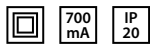
ACCESSORI ACCESSORIES



PLACCA MURALE
Per installazione su scatola di derivazione universale mod. 503 (non inclusa), da stuccare e rasare.

WALL PLAQUE
To be fixed on a 503 universal connection box (not included), to plast over and to level.

		Euro CHF
109405.99		9,50

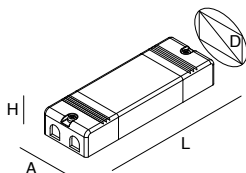


**ALIMENTATORE ELETTRONICO
STABILIZZATO**
220-240V 50/60Hz

Alloggiabile nella scatola di derivazione universale mod. 503 (non inclusa) e passante per il foro della placca murale 109405.99. Idoneo per alimentare max 1 Newstep

ELECTRONIC STABILIZED DRIVER
220-240V 50/60Hz
It can be housed in the universal junction box mod. 503 (not included) and fits through the wall plate hole 109405.99.
Suitable for powering a maximum of 1 Newstep.

		A (mm)	D (mm)	H (mm)	L (mm)	Euro CHF
101322.99	4W	27	34	21	53	12,00



**ALIMENTATORE ELETTRONICO
DIMMERABILE STABILIZZATO**
220-240V 50/60Hz

Idoneo per il collegamento in serie di min 4 e max 10 Newstep

**ELECTRONIC DIMMABLE
STABILIZED DRIVER**
220-240V 50/60Hz
Suitable for the connection in series of min 4 and max 10 Newstep.

		A (mm)	D (mm)	H (mm)	L (mm)	Euro CHF
101336.99	26W	43	52	30	131	47,50

FLOOR TABLE

NINA	392
HONEY PT	394
TINY PT	396
CHANEL PT	398
DIANA	400
HONEY TL	402
TINY TL	404
CHANEL TL	406
VISaVIS	408



NINA

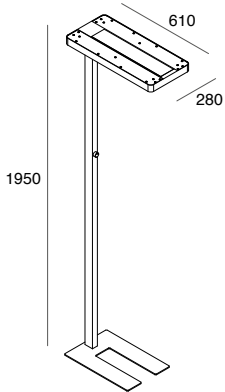


Piantana LED UGR<19, CRI>90 e CCT a luce diretta/indiretta a emissione simmetrica in proporzione di 43/57. Rifrattori in PMMA microprismatizzato anti-abbagliamento per la luce diretta, e protezione del vano ottico superiore con schermo diffusore in policarbonato trasparente. Testata e stelo in lega di alluminio e base in acciaio, verniciati a polvere con finitura opaca di colore bianco. Accensione/spegnimento e regolazione unica delle emissioni. Regolazione manuale della luminosità tramite dimmer rotativo e selettore della temperatura di colore delle sorgenti 3000K e 4000K. Sensore PIR per riconoscimento di presenza e fotosensore per il rilevamento luminosità. Alimentazione elettronica dimmerabile 220-240V 50/60 Hz. Cavo di raccordo nero di lunghezza 2,5 m, con terminale a spina Schuko 2P+T.

Floor lamp, LED UGR<19, CRI>90 and CCT with direct/indirect symmetrical emission, in a proportion of 43/57. Anti-glare microprismatic PMMA refractors for direct light, and upper optics protection with transparent polycarbonate diffuser screen. Head and pole in aluminum alloy and a steel base, all powder-coated in a white matt finish. On / off and single emission adjustment. Manual brightness adjustment via a rotary dimmer switch and color temperature selector 3000K and 4000K.. PIR sensor for presence detection and photosensor for brightness detection. Dimmable electronic power supply 220-240V 50/60 Hz. Black connection cable 2.5 m long, with a Schuko 2P+T plug terminal.



FLOOR/TABLE



NEW

106602.01

80W

3000K
5755 lm

4000K
6425 lm

Euro | CHF
763,75



COLLEZIONE HONEY | HONEY COLLECTION



HONEY PL
364



HONEY IN
366



HONEY PR
384



HONEY PT
394



HONEY TL
402



HONEY TR
468

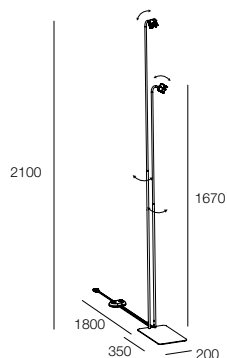


HONEY PT



Piantana composta da doppio stelo con portalampada su base rettangolare, combinabile con spot orientabili in acciaio verniciato o in ottone massiccio. Interruttore a pedale con doppia accensione.

Floor lamp composed of double stem with lamp holder on a rectangular base, combinable with adjustable spots made of painted steel or satin solid brass. Footswitches for double switch.



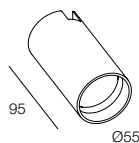
STRUTTURA

Provista di interruttore a pedale con doppia accensione, da combinare con 2 corpi per spot. 2x GU10 max 10W Ø51mm H55mm non fornite.

FRAME

Equipped with footswitches for double switch, to combine with 2 spot bodies. 2x GU10 max 10W Ø51mm H55mm not provided.

	<input type="checkbox"/>	<input checked="" type="checkbox"/>			Euro CHF
112402. __	01	02	GU10	2x max 10W	283,50



CORPO PER SPOT

Inserimento rapido a pressione sul portalampada

SPOT BODY

Quick press-fit on lamp holder

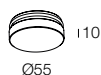
	<input type="checkbox"/>	<input checked="" type="checkbox"/>			Euro CHF
112909. __	01	02			12,25

	<input checked="" type="checkbox"/>				Euro CHF
112909. __	16				26,50

FLOOR/TABLE

HONEY PT

ACCESSORI ACCESSORIES




DIFFUSORE DECORATIVO
Opzionale

DECORATIVE DIFFUSER
Optional

VERSION

		Euro CHF
112903.99	Bianco, nero / White, black	23,00
112904.99	Ottone / Brass	23,00





COLLEZIONE TINY | TINY COLLECTION



TINY PT
396



TINY TL
404

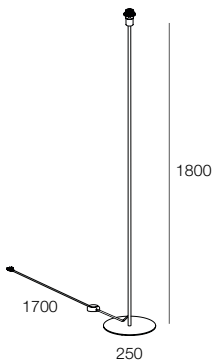


TINY PT



Piantana composta da stelo con portalamпада su base rotonda, combinabile con paralume in velluto verde, blu o rosa, o in tessuto bianco/bianco o nero/oro. Interruttore a pedale.

Floor lamp composed of stem with lamp holder on round base, combinabile with shade in green, blue or pink velvet, or in white/white or black/gold fabric. Foot switch.



STRUTTURA

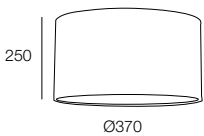
Provista di interruttore a pedale, da combinare con 1 paralume.
1x E27 max 25W non fornita.

FRAME

Equipped with footswitch, to combine with 1 shade.
1x E27 max 25W not provided.

		Euro CHF	
112701. __ 01 02	E27 max 25W	120,25	

FLOOR/TABLE



PARALUME

SHADE

		Euro CHF	
112911. __ 25 26		100,75	
112911. __ 27 28 29		149,50	



PARALUME
.25 Tessuto bianco, interno bianco

SHADE
.25 White canvas, inside white



PARALUME
.26 Tessuto nero, interno oro

SHADE
.26 Black canvas, inside gold



PARALUME
.27 Velluto rosa, interno bianco

SHADE
.27 Pink velvet, inside white



PARALUME
.28 Velluto blu, interno oro

SHADE
.28 Blue velvet, inside gold



PARALUME
.29 Velluto verde, interno oro

SHADE
.29 Green velvet, inside gold



COLLEZIONE CHANEL | CHANEL COLLECTION



CHANEL PT
398



CHANEL TL
406

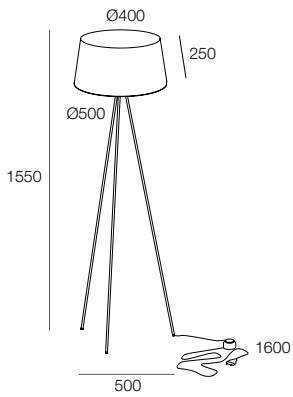


CHANEL PT



Piantana composta da struttura a tre steli convergenti in acciaio verniciato nero, con portalampada e paralume in tessuto nero esternamente e oro internamente. Interruttore a pedale.

Floor lamp composed of a black painted steel frame with three converging stems, with lamp holder and lampshade in black fabric on the outside and gold on the inside. Equipped with footswitch.



CHANEL PT

1x E27 max 25W non fornita.

1x E27 max 25W not provided.

■			Euro CHF
112601.26	E27	max 25W	257,75

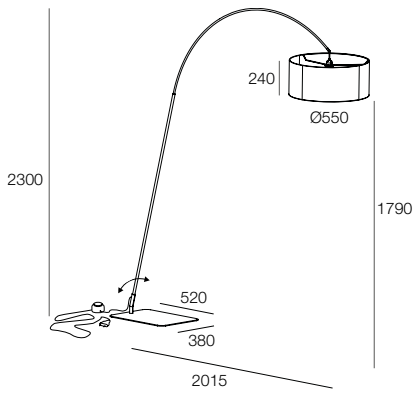



DIANA



Piantana composta da stelo curvo in acciaio verniciato nero, orientabile su base rettangolare, con portalampada e paralume in tessuto nero esternamente e oro internamente. Interruttore a pedale.

Floor lamp composed of curved black painted steel stem, that can be oriented on a rectangular base, with lamp holder and black fabric shade, gold on the inside. Equipped with footswitch.



DIANA

1x E27 max 25W
non fornita.

1x E27 max 25W
not provided.

112801.26

E27

max 25W

Euro | CHF

621,75



COLLEZIONE HONEY | HONEY COLLECTION



HONEY PL
364



HONEY IN
366



HONEY PR
384



HONEY PT
394



HONEY TL
402



HONEY TR
468

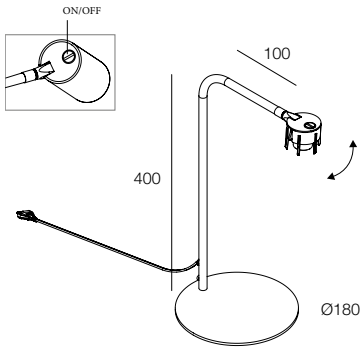


HONEY TL



Lampada da tavolo composta da braccio su base rotonda, con portalampana provvisto di interruttore, combinabile con spot orientabile in acciaio verniciato bianco o nero o in ottone massiccio.

Table lamp composed of arm on round base, with lamp holder equipped with switch, combinable with adjustable spot made of white or black textured painted steel or satin solid brass.



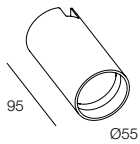
BASE

con portalampana provvista di interruttore, da combinare con 1 corpo per spot. 1x GU10 max 10W Ø51mm H55mm non fornita.

BASE

with lamp holder equipped with switch, to combine with 1 spot body. 1x GU10 max 10W Ø51mm H55mm not provided.

		Euro CHF	
112401. __	01 02	GU10	max 10W
			117,50



CORPO PER SPOT

Inserimento rapido a pressione sul portalampana

SPOT BODY

Quick press-fit on lamp holder

		Euro CHF	
112909. __	01 02		
			12,25

		Euro CHF	
112909. __	16		
			26,50

FLOOR/TABLE

HONEY TL

ACCESSORI ACCESSORIES




DIFFUSORE DECORATIVO
Opzionale

DECORATIVE DIFFUSER
Optional

VERSION

		Euro CHF	
112903.99	Bianco, nero / White, black		23,00
112904.99	Ottone / Brass		23,00





COLLEZIONE TINY | TINY COLLECTION



TINY PT
396



TINY TL
404

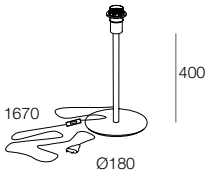


TINY TL



Lampada da tavolo composta da stelo con portalamпада su base rotonda, combinabile con paralume in velluto verde, blu o rosa, o in tessuto bianco/bianco o nero/oro.

Table lamp composed of stem with lamp holder on round base, combinabile with shade in green, blue or pink velvet, or in white/white or black/gold fabric.

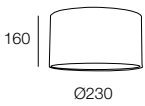


BASE
Da combinare con 1 paralume.
1x E27 max 25W non fornita.

BASE
To combine with 1 shade.
1x E27 max 25W not provided.

	<input type="checkbox"/>	<input checked="" type="checkbox"/>			Euro CHF
112702. __	01	02	E27	max 25W	73,25

PARALUME
SHADE



	<input type="checkbox"/>	<input checked="" type="checkbox"/>			Euro CHF
112910. __	25	26			76,50
	<input checked="" type="checkbox"/>	<input checked="" type="checkbox"/>	<input checked="" type="checkbox"/>		Euro CHF
112910. __	27	28	29		87,50

FLOOR/TABLE



PARALUME
.25 Tessuto bianco, interno bianco

SHADE
.25 White canvas, inside white



PARALUME
.26 Tessuto nero, interno oro

SHADE
.26 Black canvas, inside gold



PARALUME
.27 Velluto rosa, interno bianco

SHADE
.27 Pink velvet, inside white



PARALUME
.28 Velluto blu, interno oro

SHADE
.28 Blue velvet, inside gold



PARALUME
.29 Velluto verde, interno oro

SHADE
.29 Green velvet, inside gold



COLLEZIONE CHANEL | CHANEL COLLECTION



CHANEL PT
398



CHANEL TL
406

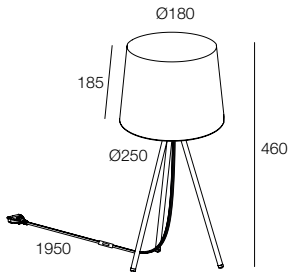


CHANEL TL



Lampada da tavolo composta da struttura a tre steli convergenti in acciaio verniciato nero, con portalampada e paralume in tessuto nero esternamente e oro internamente.

Table lamp composed of a black painted steel frame with three converging stems, with lamp holder and lampshade in black fabric on the outside and gold on the inside.



CHANEL TL

1x E27 max 25W non fornita.

1x E27 max 25W not provided.

■	Euro CHF
112602.26	165,25
E27	max 25W



VISaVIS

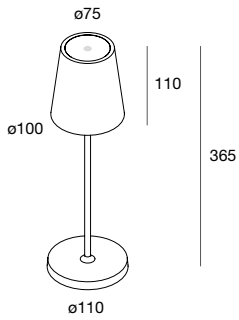


Lampada LED da tavolo ricaricabile con batteria al litio, a doppia emissione. Accensione, regolazione del flusso luminoso e selezione della temperatura di colore 2200K/2700K/3000K mediante pulsante touch posto sulla sommità del diffusore. Durata di funzionamento 10h al 100% del flusso, e fino a 120h al minimo del flusso. Batteria rimovibile e sostituibile. Corpo in lega di alluminio verniciato a polvere, diffusore in policarbonato opale. Completo di base di ricarica a contatto e cavo USB. Alimentatore a spina non incluso. Disponibile base per ricarica multipla da ordinare a parte.

Rechargeable table LED lamp with lithium battery, double switch. Switching on, adjusting the luminous flux and selecting the colour temperature 2200K/2700K/3000K by means of the touch button located on the top of the diffuser. Long working time 10h at 100% of flux, and up to 120h at minimum flux. Removable and replaceable battery. Body in aluminium alloy powder coated, opal polycarbonate diffuser. Complete with contact charging base and USB cable. Plug-in driver not included. Available multiple charging base to be ordered separately.



*Esclusa batteria/Except battery

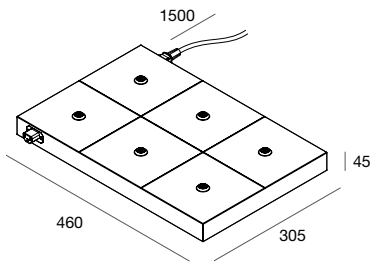


		2200K/2700K/3000K	01	02	05	06	10	12	Euro CHF
2W	190 lm	111001. __							112,50

- FINISH
- 01 Bianco - White
 - 02 Nero - Black
 - 05 Rosso - Red
 - 06 Ruggine - Rust
 - 10 Salvia - Sage
 - 12 Sabbia - Sand

VISaVIS

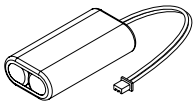
ACCESSORI ACCESSORIES



BASE PER RICARICA MULTIPLA
Per 6 lampade.
Possibile collegamento multiplo di più basi tramite connettore laterale.

111002.02	Euro CHF
	160,00

MULTI-CONNECT CHARGING BASE
For 6 lamps.
Multiple connection of several bases via side connector.



BATTERIA DI RICAMBIO
Batteria al litio, provvista di connettore rapido polarizzato.

111003.99	Euro CHF
	15,75

SPARE BATTERY
Lithium battery, equipped with polarized quick connector.



DOWNLIGHT

OPTIX	412
WELL	418
WELL GU10	419
MINI WELL	420
KONE	422
MIND	430
SPIRIT	432
NIK	434
SLIM	442
CREP	446



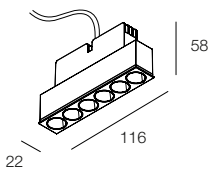

NEW

OPTIX



Apparecchi lineari con micro ottiche per installazione ad incasso in controsoffitto.
Modulo LED con micro ottiche in pressofusione di alluminio verniciato a polvere, ad inserimento meccanico rapido a scatto all'interno dell'apposita cassaforma. Cassaforma con molle in acciaio armonico e corpo in pressofusione di alluminio verniciato a polvere. Cassaforma senza cornice, da stuccare e rasare, in estruso di alluminio verniciato a polvere. Alimentazione elettronica 220-240V 50/60Hz on-off o dimmerabile da ordinare a parte.

Linear luminaires with micro-optics for recessed installation in false ceilings.
LED module with powder-coated die-cast aluminum micro-optics, designed for quick snap-in mechanical installation within the dedicated housing. Housing with harmonic steel springs and powder-coated die-cast aluminum body. Trimless housing, to be plastered and finished flush, made of powder-coated extruded aluminum. Electronic driver 220-240V 50/60Hz, on-off or dimmable, to be ordered separately.



MODULO LED MICRO OTTICHE

200mA
Provvisto di connettore rapido.
Cassaforma da ordinare a parte.

3000K

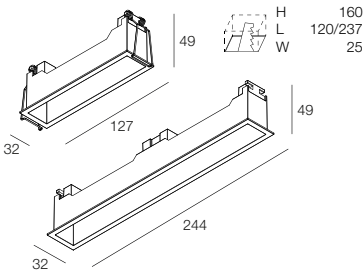
		(white - black)			Euro CHF
8W	40°	687 - 622 lm	<input type="checkbox"/>	<input type="checkbox"/>	113801.01 .02 62,25

MICRO-OPTICS LED MODULE

200mA
Equipped with a quick connector.
Housing to be ordered separately.

4000K

		(white - black)			Euro CHF
8W	40°	733 - 681 lm	<input type="checkbox"/>	<input type="checkbox"/>	113802.01 .02 62,25



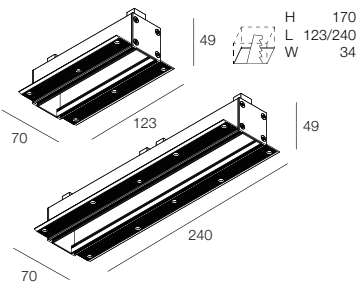
CASSAFORMA FRAME

Con molle. Idoneo per controsoffitto di spessore da 5 a 15mm.

L (mm)	n. LED modules			Euro CHF
127	1	<input type="checkbox"/>	<input type="checkbox"/>	113803.01 .02 29,25
244	2	<input type="checkbox"/>	<input type="checkbox"/>	113804.01 .02 45,25

FRAME HOUSING

With springs. Suitable for false ceilings with a thickness of 5 to 15 mm.



CASSAFORMA FRAMELESS

Da stuccare e rasare.

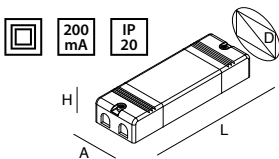
L (mm)	n. LED modules			Euro CHF
123	1	<input type="checkbox"/>	<input type="checkbox"/>	113805.01 .02 32,50
240	2	<input type="checkbox"/>	<input type="checkbox"/>	113806.01 .02 49,00

FRAMELESS HOUSING

To be plastered and smoothed.

OPTIX

ACCESSORI ACCESSORIES

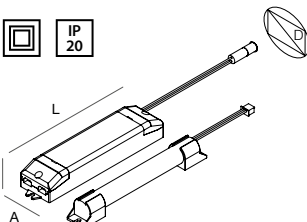


ALIMENTATORE ELETTRONICO STABILIZZATO
220-240V 50/60Hz
Provisto di connettore rapido.

ELECTRONIC STABILIZED DRIVER
220-240V 50/60Hz
Equipped with a quick connector.

VERSION	A (mm)	D (mm)	H (mm)	L (mm)	Euro CHF
101345.99 ON/OFF	8W	21	25	17 84	5,75
101346.99 DALI/PUSH	8W	30	36	21 142	38,25


Max 20 alimentatori gestibili in PUSH con uno o più pulsanti NA in parallelo.
Max 20 drivers manageable in PUSH mode with one or more NO buttons connected in parallel.



KIT DI EMERGENZA da installare sul controsoffitto a lato del prodotto.

EMERGENCY KIT to place on the false ceiling next to the fixture.

	TIME CHARGE	A (mm)	D (mm)	H (mm)	L (mm)	Euro CHF
18004.99	1h 12h	38	44	25	164	108,75
18005.99	3h 12h	38	44	25	164	108,75
Flusso in emergenza Emergency flux	1h 3h					
OPTIX 8W	56%	22%				





WELL / WELL GU10 MINI WELL

Downlight dal design essenziale che si incassa elegantemente nel soffitto, senza bordo e con sorgente luminosa CRI>90 leggermente arretrata. MINI WELL si affianca alla Famiglia WELL: un punto luce, ancora più piccolo e minimale, che scompare nell'architettura. Soluzione gradevole e armoniosa per arredare con la luce.

Downlight with an essential design that can be recessed elegantly into the ceiling, edgeless and with a CRI>90 light source slightly recessed. MINI WELL joins the WELL family: an even smaller and more minimalist light point, concealed in the architecture. A pleasant and harmonious solution to decorate using light.


WELL

- **DOWNLIGHT DA INCASSO SU CARTONGESSO SENZA CORNICE**
FRAMELESS DOWNLIGHT FOR PLASTERBOARD RECESSED MOUNTING

- **CRI>90**
- **IP54**

- **VERSIONE TONDA UGR<19**
ROUND VERSION UGR<19

- **CONTROTELAIO IN ALLUMINIO PRESSOFUSO**
DIE-CAST ALUMINIUM HOUSING



WELL GU10

- **OTTICA ORIENTABILE**
ADJUSTABLE OPTIC



MINI WELL

- **VERSIONE NERA UGR<19**

BLACK VERSION UGR<19

- **CORPO TONDO E CONTROTELAIO
IN ALLUMINIO PRESSOFUSO VERNICIATO**

ROUND BODY AND SUBFRAME
IN PAINTED DIE-CAST ALUMINIUM

- **CORPO QUADRATO E CONTROTELAIO
IN ACCIAIO VERNICIATO**

SQUARE BODY AND SUBFRAME
IN PAINTED STEEL

- **CRI>90**

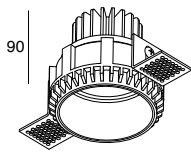



WELL



Downlight LED per incasso da rasare, installabile su cartongesso di spessore 5-15 mm. Corpo tondo in pressofusione di alluminio verniciato, corpo quadrato in acciaio verniciato. Dissipatore e controtelaio in pressofusione di alluminio anodizzato. Alimentatore elettronico 500mA da ordinare a parte.

Frameless LED downlight, to be installed on 5-15 mm thickness plasterboard. Round body in painted die cast aluminium, square body in painted steel. Dissipater and housing in die cast anodized aluminium. Electronic driver 500mA to be ordered separately.



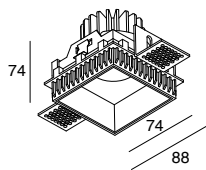
WELL TONDO
500mA

WELL ROUND
500mA

UGR
<19

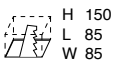


		(white - black)	3000K	(white - black)	4000K	Euro CHF
10W	36°	791-745 lm	101901.01 .02	846-797 lm	101902.01 .02	78,75
10W	55°	745-645 lm	101909.01 .02	797-690 lm	101910.01 .02	78,75



WELL QUADRATO
500mA

WELL SQUARE
500mA



		(white - black)	3000K	(white - black)	4000K	Euro CHF
10W	36°	831-783 lm	101905.01 .02	889-838 lm	101906.01 .02	78,75
10W	55°	779-682 lm	101911.01 .02	833-730 lm	101912.01 .02	78,75

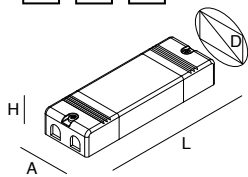
WELL

ACCESSORI ACCESSORIES



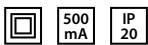
ALIMENTATORE ELETTRONICO
STABILIZZATO 500mA
220-240V 50/60Hz

ELECTRONIC STABILIZED
DRIVER 500mA
220-240V 50/60Hz



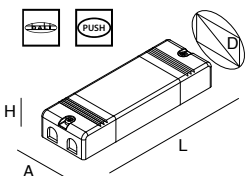
	N° WELL	A (mm)	D (mm)	H (mm)	L (mm)	Euro CHF	
101331.99	14W	1 max	22	32	19	158	28,25
101325.99	18W	1 max	45	49	21	115	18,25

Collegamento in serie di piu farette secondo tabella.
Series connection of several downlights according to table.



ALIMENTATORE ELETTRONICO
DIMMERABILE STABILIZZATO 500mA
220-240V 50/60Hz

ELECTRONIC DIMMABLE
STABILIZED DRIVER 500mA
220-240V 50/60Hz



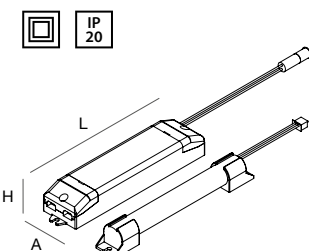
	N° WELL	A (mm)	D (mm)	H (mm)	L (mm)	Euro CHF	
101334.99	26W	2 max	43	52	30	131	47,50

Collegamento in serie di piu farette secondo tabella.
Max 20 alimentatori gestibili in PUSH con uno o più pulsanti N/A in parallelo.
Series connection of several downlights according to table.
Max 20 drivers manageable in PUSH with one or more NO buttons in parallel.



KIT DI EMERGENZA
da installare sul controsoffitto
a lato del prodotto.

EMERGENCY KIT
to place on the false ceiling
next to the fixture.



	TIME	CHARGE	A (mm)	D (mm)	H (mm)	L (mm)	Euro CHF
18004.99	1h	12h	38	44	25	164	108,75
18005.99	3h	12h	38	44	25	164	108,75

Flusso in emergenza
Emergency flux

WELL 10W	44%	18%
-----------------	------------	------------

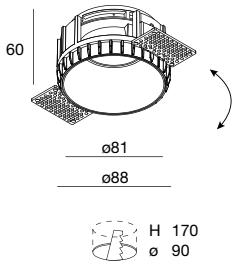

NEW

WELL GU10



Downlight orientabile LED GU10 per incasso da rasare, installabile su cartongesso di spessore 5-15 mm. Corpo tondo in pressofusione di alluminio verniciato, corpo quadrato in acciaio verniciato. Sorgente LED GU10 (non fornita).

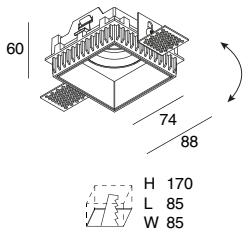
Adjustable LED GU10 downlight for trimless recessed installation, suitable for plasterboard with a thickness of 5-15 mm. Round body in painted die-cast aluminum, square body in painted steel. LED GU10 light source (not included).



WELL GU10 TONDO
1x GU10 max 10W non fornita

WELL GU10 ROUND
1x GU10 max 10W not provided

	<input type="checkbox"/>	<input checked="" type="checkbox"/>			Euro CHF
101913. __	01	02	GU10	max 10W	39,25



WELL GU10 QUADRATO
1x GU10 max 10W non fornita

WELL GU10 SQUARE
1x GU10 LED max 10W not provided

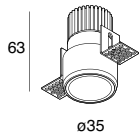

	<input type="checkbox"/>	<input checked="" type="checkbox"/>			Euro CHF
101914. __	01	02	GU10	max 10W	42,00

MINI WELL



Downlight LED per incasso da rasare, installabile su cartongesso di spessore 5-15 mm. Corpo tondo e controtelaio in pressofusione di alluminio verniciato. Corpo quadrato e controtelaio in acciaio verniciato. Dissipatore in lega di alluminio anodizzato. Alimentatore elettronico 500mA da ordinare a parte.

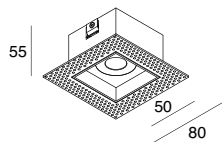
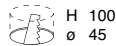
Frameless LED downlight, to be installed on 5-15 mm thickness plasterboard. Round body and subframe in painted die-cast aluminium. Square body and subframe in painted steel. Heat sink in anodized aluminum alloy. Electronic driver 500mA to be ordered separately.



MINI WELL TONDO

MINI WELL ROUND

		(white - black)	3000K	*	Euro CHF
5W	36°	326 - 273 lm	<input type="checkbox"/>	<input checked="" type="checkbox"/>	41,25



MINI WELL QUADRATO

MINI WELL SQUARE

		(white - black)	3000K	*	Euro CHF
5W	36°	381 - 365 lm	<input type="checkbox"/>	<input checked="" type="checkbox"/>	41,25



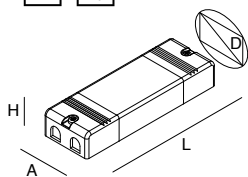
MINI WELL

ACCESSORI ACCESSORIES



ALIMENTATORE ELETTRONICO
STABILIZZATO 500mA
220-240V 50/60Hz

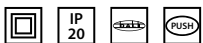
ELECTRONIC STABILIZED
DRIVER 500mA
220-240V 50/60Hz



	N° MINI WELL	A (mm)	D (mm)	H (mm)	L (mm)	Euro CHF
101343.99	6W 1 max	27	34	21	53	12,50
101331.99	14W 2 max	22	32	19	158	28,25
101325.99	18W 3 max*	45	49	21	115	18,25

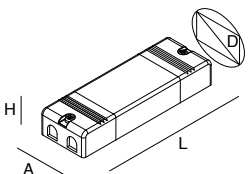
* Alimentatore non passante per il foro, da prevedere remoto
Collegamento in serie di più faretti secondo tabella.

* Driver not passing through the hole, to be provided remote
Series connection of several downlights according to table.



ALIMENTATORE ELETTRONICO
DIMMERABILE STABILIZZATO 500mA
220-240V 50/60Hz

ELECTRONIC DIMMABLE
STABILIZED DRIVER 500mA
220-240V 50/60Hz



	N° MINI WELL	A (mm)	D (mm)	H (mm)	L (mm)	Euro CHF
101334.99	26W 5 max*	43	52	30	131	47,50

* Collegamento in serie di più faretti secondo tabella.

Max 20 alimentatori gestibili in PUSH con uno o più pulsanti N/A in parallelo.

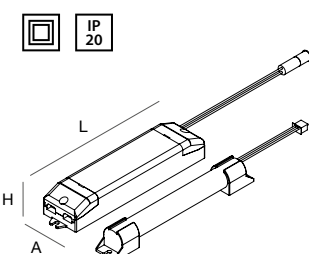
* Series connection of several downlights according to table.

Max 20 drivers manageable in PUSH with one or more NO buttons in parallel.



KIT DI EMERGENZA
da installare sul controsoffitto
a lato del prodotto.

EMERGENCY KIT
to place on the false ceiling
next to the fixture.




	TIME	CHARGE	A (mm)	D (mm)	H (mm)	L (mm)	Euro CHF
18004.99	1h	12h	38	44	25	164	108,75
18005.99	3h	12h	38	44	25	164	108,75

Flusso in emergenza
Emergency flux

MINI WELL 5W 78% 32%








KONE

Un downlight da incasso per cartongesso di facile installazione, dall'ampia gamma di eleganti ottiche colorate intercambiabili: bianco, nero, brunito, rame lucido, oro opaco e ottone satinato. KONE è il faretto LED ad alta resa cromatica architettonica ideale per illuminare e personalizzare qualsiasi ambiente.

A recessed downlight for plasterboard, easy to install, with a wide range of elegant interchangeable coloured optics: white, black, burnished, polished copper, matt gold and satin brass. KONE is a LED spotlight with high architectural colour rendering ideal for lighting up and customizing any environment.


KONE



KONE IP65

KONE IP54

QUADRATO/SQUARE




KONE

CON RIFLETTORE COLORATO
INTERCAMBIABILE

WITH INTERCHANGEABLE
COLOURED OPTIC

- UGR<19

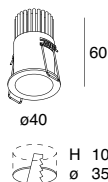


KONE



Downlight LED per incasso in cartongesso.
Corpo e dissipatore in lega di alluminio verniciata.
Molle in acciaio armonico per fissaggio su controsoffitto.
Alimentatore elettronico 350mA o 500mA da ordinare a parte.

LED downlight for recessed installation on plasterboard.
Body and dissipater made of painted aluminium alloy.
Clips for fixing to the false ceiling made of harmonic steel.
Electronic driver 350mA or 500mA to be ordered separately.



KONE 5W

500mA
Idoneo per controsoffitto di spessore da 5 a 20 mm.

KONE 5W

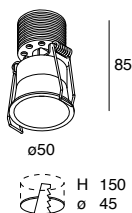
500mA
False ceiling thickness 5-20 mm.

2700K

		(white - black)	<input type="checkbox"/>	<input checked="" type="checkbox"/>	Euro CHF
5W	36°	308 - 258 lm	103627.01	.02	42,00

3000K

		(white - black)	<input type="checkbox"/>	<input checked="" type="checkbox"/>	Euro CHF
5W	36°	326 - 273 lm	103623.01	.02	42,00



KONE 7W

350mA
Idoneo per controsoffitto di spessore da 5 a 20 mm.

KONE 7W

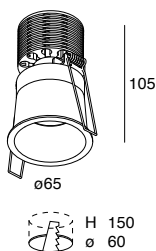
350mA
False ceiling thickness 5-20 mm.

2700K

		(white - black)	<input type="checkbox"/>	<input checked="" type="checkbox"/>	Euro CHF
7W	36°	532 - 498 lm	103628.01	.02	54,50

3000K

		(white - black)	<input type="checkbox"/>	<input checked="" type="checkbox"/>	Euro CHF
7W	36°	540 - 568 lm	103603.01	.02	54,50



KONE 10W

500mA
Idoneo per controsoffitto di spessore da 5 a 30 mm.

KONE 10W

500mA
False ceiling thickness 5-30 mm.

2700K

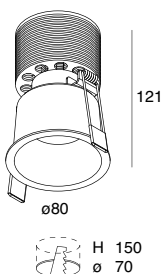
		(white - black)	<input type="checkbox"/>	<input checked="" type="checkbox"/>	Euro CHF
10W	36°	695 - 560 lm	103630.01	.02	65,75
10W	55°	653 - 481 lm	103642.01	.02	65,75

3000K

		(white - black)	<input type="checkbox"/>	<input checked="" type="checkbox"/>	Euro CHF
10W	36°	735 - 592 lm	103601.01	.02	65,75
10W	55°	690 - 509 lm	103640.01	.02	65,75

4000K

		(white - black)	<input type="checkbox"/>	<input checked="" type="checkbox"/>	Euro CHF
10W	36°	787 - 696 lm	103602.01	.02	65,75
10W	55°	739 - 598 lm	103641.01	.02	65,75



KONE 18W

500mA
Idoneo per controsoffitto di spessore da 5 a 30 mm.

KONE 18W

500mA
False ceiling thickness 5-30 mm.

3000K

		(white - black)	<input type="checkbox"/>	<input checked="" type="checkbox"/>	Euro CHF
18W	36°	1590 - 1429 lm	103615.01	.02	120,00
18W	55°	1494 - 1228 lm	103643.01	.02	120,00

4000K

		(white - black)	<input type="checkbox"/>	<input checked="" type="checkbox"/>	Euro CHF
18W	36°	1754 - 1576 lm	103616.01	.02	120,00
18W	55°	1648 - 1355 lm	103644.01	.02	120,00

KONE

CON RIFLETTORE BRUNITO INTERCAMBIABILE
WITH INTERCHANGEABLE BRUNISHED OPTIC



Rame lucido
Shiny copper



Oro opaco
Matt gold

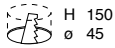


Ottone satinato
Satin brass



85

ø50



H 150

ø 45

KONE 7W CON RIFLETTORE BRUNITO INTERCAMBIABILE

350mA

Idoneo per controsoffitto di spessore da 5 a 20 mm.

KONE 7W WITH INTERCHANGEABLE BRUNISHED OPTIC

350mA

False ceiling thickness 5-20 mm.

2700K

7W	36°	519 lm	103629.04	Euro CHF
----	-----	--------	------------------	------------

3000K

7W	36°	500 lm	103609.04	Euro CHF
----	-----	--------	------------------	------------

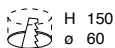
RIFLETTORI COLORATI COLOURED OPTICS

FINISH	2700K	3000K		Euro CHF
Rame lucido - Shiny copper	543 lm	524 lm	103612.14	14,50
Oro opaco - Matt gold	521 lm	502 lm	103612.15	13,00
Ottone satinato - Satin brass	530 lm	511 lm	103612.16	11,25



105

ø65



H 150

ø 60

KONE 10W CON RIFLETTORE BRUNITO INTERCAMBIABILE

500mA

Idoneo per controsoffitto di spessore da 5 a 30 mm.

KONE 10W WITH INTERCHANGEABLE BRUNISHED OPTIC

500mA

False ceiling thickness 5-30 mm.

2700K

10W	36°	637 lm	103631.04	Euro CHF
-----	-----	--------	------------------	------------

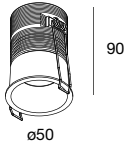
3000K

10W	36°	681 lm	103607.04	Euro CHF
-----	-----	--------	------------------	------------

RIFLETTORI COLORATI COLOURED OPTICS

FINISH	2700K	3000K		Euro CHF
Rame lucido - Shiny copper	683 lm	730 lm	103611.14	17,00
Oro opaco - Matt gold	621 lm	664 lm	103611.15	15,00
Ottone satinato - Satin brass	638 lm	682 lm	103611.16	13,75

KONE IP65



H 150
ø 45

KONE IP65 7W

350mA
Idoneo per controsoffitto di spessore da 5 a 20 mm.

3000K

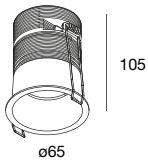
7W	36°	496 lm	<input type="checkbox"/>	Euro CHF
			103632.01	96,25

KONE IP65 7W

350mA
Suitable for false ceiling thickness 5-20mm.

4000K

7W	36°	515 lm	<input type="checkbox"/>	Euro CHF
			103633.01	96,25



H 150
ø 60

KONE IP65 10W

500mA
Idoneo per controsoffitto di spessore da 5 a 30 mm.

3000K

10W	36°	755 lm	<input type="checkbox"/>	Euro CHF
			103634.01	115,00

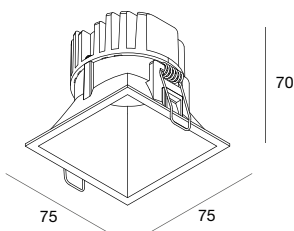
KONE IP65 10W

500mA
Suitable for false ceiling thickness 5-30mm.

4000K

10W	36°	785 lm	<input type="checkbox"/>	Euro CHF
			103635.01	115,00

KONE IP54



H 150
L 70
W 70

KONE IP54 10W

500mA
Idoneo per controsoffitto di spessore da 5 a 20 mm.

3000K

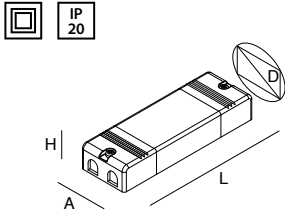
10W	36°	908 lm	<input type="checkbox"/>	Euro CHF
			103638.01	96,25

KONE IP54 10W

500mA
Suitable for false ceiling thickness 5-20mm.

4000K

10W	36°	944 lm	<input type="checkbox"/>	Euro CHF
			103639.01	96,25



ALIMENTATORE
ELETTRONICO
STABILIZZATO
220-240V 50/60Hz
Collegamento in serie
di più faretti secondo tabella.

ELECTRONIC
STABILIZED DRIVER
220-240V 50/60Hz
Series connection of several
downlights according to table.

KONE 5W - 500mA

	N° KONE 5W	A (mm)	D (mm)	H (mm)	L (mm)	Euro CHF
101343.99	6W 1 max	27	34	21	53	12,50
101331.99	14W 2 max	22	32	19	158	28,25
* 101325.99	18W 3 max	45	49	21	115	18,25

KONE 7W - 350mA

	N° KONE 7W	A (mm)	D (mm)	H (mm)	L (mm)	Euro CHF
101330.99	15W 2 max	22	32	19	158	28,25
* 101326.99	18W 2 max	45	49	21	115	18,75

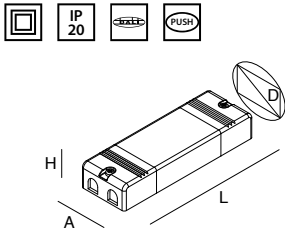
KONE 10W - 500mA

	N° KONE 10W	A (mm)	D (mm)	H (mm)	L (mm)	Euro CHF
101325.99	18W 1 max	45	49	21	115	18,25

KONE 18W - 500mA

	N° KONE 18W	A (mm)	D (mm)	H (mm)	L (mm)	Euro CHF
101325.99	18W 1 max	45	49	21	115	18,25

* Alimentatore non passante per il foro, da prevedere remoto
Driver not passing through the hole, to be provided remote



ALIMENTATORE
ELETTRONICO
DIMMERABILE
STABILIZZATO
220-240V 50/60Hz
Collegamento in serie di più
faretti secondo tabella.
Max 20 alimentatori gestibili
in PUSH con uno o più
pulsanti N/A in parallelo.

ELECTRONIC DIMMABLE
STABILIZED DRIVER
220-240V 50/60Hz
Series connection of several
downlights according to
table.
Max 20 drivers manageable
in PUSH with one or more
NO buttons in parallel.

KONE 5W - 500mA

	N° KONE 5W	A (mm)	D (mm)	H (mm)	L (mm)	Euro CHF
* 101334.99	26W 5 max	43	52	30	131	47,50

KONE 7W - 350mA

	N° KONE 7W	A (mm)	D (mm)	H (mm)	L (mm)	Euro CHF
* 101333.99	18W 2 max	43	52	30	131	47,50

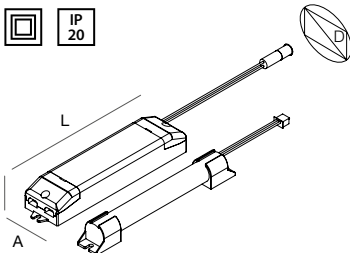
KONE 10W - 500mA

	N° KONE 10W	A (mm)	D (mm)	H (mm)	L (mm)	Euro CHF
101334.99	26W 2 max	43	52	30	131	47,50

KONE 18W - 500mA

	N° KONE 18W	A (mm)	D (mm)	H (mm)	L (mm)	Euro CHF
101334.99	26W 1 max	43	52	30	131	47,50

* Alimentatore non passante per il foro, da prevedere remoto
Driver not passing through the hole, to be provided remote



KIT DI EMERGENZA
da installare sul
controsoffitto
a lato del prodotto.

EMERGENCY KIT
to place on the false ceiling
next to the fixture.

	TIME	CHARGE	A (mm)	D (mm)	H (mm)	L (mm)	Euro CHF
18004.99	1h	12h	38	44	25	164	108,75
18005.99	3h	12h	38	44	25	164	108,75

	Flusso in emergenza (max 1 pz) Emergency flux (max 1 pc)	1h	3h
KONE 5W		78%	32%
KONE 7W		63%	25%
KONE 10W		44%	18%
KONE 18W		23%	9%

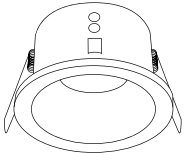


MIND



Faretto IP54 tondo o quadrato per installazione ad incasso su controsoffitto in cartongesso o pannelli con struttura a vista. Con cornice in battuta in alluminio verniciato bianco o nero e vetro trasparente.

Round or square IP54 downlight for recessed installation on plasterboard or exposed grid ceiling. Made of white or black painted aluminium frame and transparent glass.



Ø85



H 115
ø 75

MIND TONDO

1x GU10 max 10W Ø51mm H55mm
non fornita

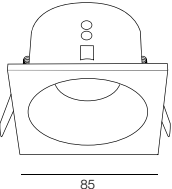
MIND ROUND

1x GU10 LED max 10W Ø51mm
H55mm not provided



Euro | CHF

112101. __ 01 02 GU10 max 10W 25,50



85

85



H 115
ø 75

MIND QUADRATO

1x GU10 max 10W Ø51mm H55mm
non fornita

MIND SQUARE

1x GU10 LED max 10W Ø51mm
H55mm not provided



Euro | CHF

112102. __ 01 02 GU10 max 10W 27,25

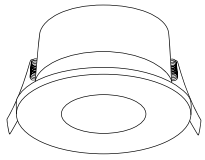


SPIRIT

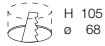


Faretto IP54 tondo per installazione ad incasso su cartongesso o pannelli con struttura a vista, con cornice in battuta o a rasamento. Corpo in alluminio verniciato e schermo in vetro.

IP54 round spotlight for recessed installation on plasterboard or exposed grid ceiling, with frame or frameless. Body in painted aluminium, glass screen.



Ø83



H 105
ø 68

SPIRIT FRAME

1x GU10 max 10W Ø51mm H55mm
non fornita

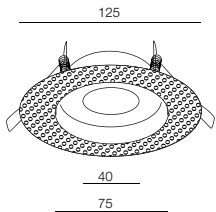
SPIRIT FRAME

1x GU10 max 10W Ø51mm H55mm
not provided



Euro | CHF

112302. __ 01 02 GU10 max 10W 32,25



125

40

75



H 115
ø 80

SPIRIT FRAMELESS

1x GU10 max 10W Ø51mm H55mm
non fornita


SPIRIT FRAMELESS

1x GU10 max 10W Ø51mm H55mm
not provided



Euro | CHF

112301. __ 01 02 GU10 max 10W 33,50



NIK



Downlight LED tondo o quadrato per installazione ad incasso in battuta in controsoffitto, completo di molle in acciaio armonico per spessori da 5-15 mm.
Elevate prestazioni, resa cromatica CRI>90 e alto comfort visivo grazie alla sorgente COB recessa e alle lenti in PMMA ad alto rendimento.
Cornice in lega di alluminio verniciata bianca, dissipatore verniciato nero.
Riflettore in policarbonato verniciato bianco oppure grigio, o metallizzato lucido in alto vuoto in alluminio super puro 99% a seconda della versione.
Alimentazione elettronica inclusa, da collocare a lato del prodotto.



* Solo versione DALI/PUSH - Only version DALI/PUSH

Downlight LED round or square for recessed installation in plasterboard, complete with spring in harmonic steel for thickness 5-15 mm. High performance, CRI>90 colour rendering and high visual comfort thanks to the recessed COB source and high-performance PMMA lenses.
Frame in white painted aluminium alloy, black painted heat sink.
Reflector in white or grey painted polycarbonate, or glossy metallized in high vacuum in super pure aluminium 99% depending on the version.
Electronic power supply included, to be placed on the side of the fixture.



DOWNLIGHT

NIK

- **POTENZE 16W / 22W / 32W**
POWER 16W / 22W / 32W

- **FASCI 24° / 36° / 60°**
BEAM 24° / 36° / 60°

- **RIFLETTORI BIANCO / GRIGIO / METALLIZZATO SFACCETTATO**
OPTICS WHITE / GREY / FACETED METALLIZED

- **CRI>90**

- **UGR<19**

NIK TONDO NIK ROUND

Riflettore
BIANCO

WHITE
Reflector

Riflettore
GRIGIO

GREY
Reflector

Riflettore
METALLIZZATO
SFACCETTATO

FACETED
METALLIZED
Reflector

Ø 228 mm

Ø 172 mm

Ø 145 mm

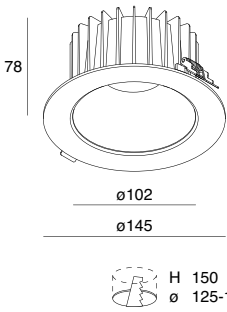
NIK QUADRATO NIK SQUARE

Riflettore
METALLIZZATO
SFACCETTATO

FACETED
METALLIZED
Reflector

L 190 mm

NIK TONDO 16W



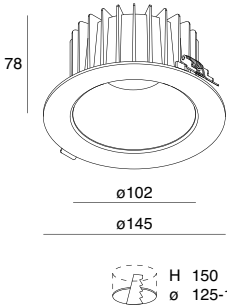
**NIK TONDO
16W**
Riflettore
BIANCO

**NIK ROUND
16W**
WHITE
reflector

		3000K <input type="checkbox"/>		4000K <input type="checkbox"/>		Euro CHF
16W	24°	1613 lm	107901.01	1714 lm	107904.01	86,25
16W	36°	1554 lm	107902.01	1653 lm	107905.01	86,25
16W	60°	1706 lm	107903.01	1814 lm	107906.01	86,25

DALI-PUSH

		3000K <input type="checkbox"/>		4000K <input type="checkbox"/>		Euro CHF
16W	24°	1613 lm	107945.01	1714 lm	107948.01	116,25
16W	36°	1554 lm	107946.01	1653 lm	107949.01	116,25
16W	60°	1706 lm	107947.01	1814 lm	107950.01	116,25



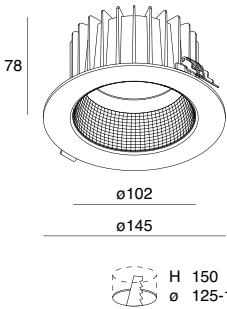
**NIK TONDO
16W**
Riflettore
GRIGIO

**NIK ROUND
16W**
GREY
reflector

		3000K <input type="checkbox"/>		4000K <input type="checkbox"/>		Euro CHF
16W	24°	1593 lm	107901.03	1694 lm	107904.03	86,25
16W	36°	1536 lm	107902.03	1633 lm	107905.03	86,25
16W	60°	1693 lm	107903.03	1800 lm	107906.03	86,25

DALI-PUSH

		3000K <input type="checkbox"/>		4000K <input type="checkbox"/>		Euro CHF
16W	24°	1593 lm	107945.03	1694 lm	107948.03	116,25
16W	36°	1536 lm	107946.03	1633 lm	107949.03	116,25
16W	60°	1693 lm	107947.03	1800 lm	107950.03	116,25



**NIK TONDO
16W**
Riflettore
METALLIZZATO
SFACCETTATO

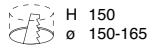
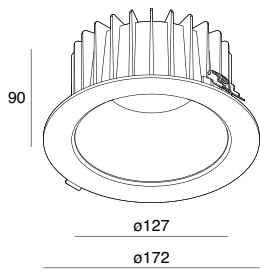
**NIK ROUND
16W**
FACETED
METALLIZED
Reflector

		3000K <input type="checkbox"/>		4000K <input type="checkbox"/>		Euro CHF
16W	24°	1601 lm	107901.97	1702 lm	107904.97	86,25
16W	36°	1539 lm	107902.97	1636 lm	107905.97	86,25
16W	60°	1700 lm	107903.97	1807 lm	107906.97	86,25

DALI-PUSH

		3000K <input type="checkbox"/>		4000K <input type="checkbox"/>		Euro CHF
16W	24°	1601 lm	107945.97	1702 lm	107948.97	116,25
16W	36°	1539 lm	107946.97	1636 lm	107949.97	116,25
16W	60°	1700 lm	107947.97	1807 lm	107950.97	116,25

NIK TONDO 22W



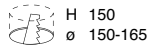
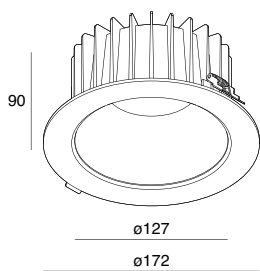
**NIK TONDO
22W**
Riflettore
BIANCO

**NIK ROUND
22W**
WHITE
reflector

		3000K <input type="checkbox"/>		4000K <input type="checkbox"/>		Euro CHF
22W	24°	2026 lm	107907.01	2231 lm	107910.01	100,00
22W	36°	2028 lm	107908.01	2233 lm	107911.01	100,00
22W	60°	2189 lm	107909.01	2411 lm	107912.01	100,00

DALI-PUSH

		3000K <input type="checkbox"/>		4000K <input type="checkbox"/>		Euro CHF
22W	24°	2026 lm	107951.01	2231 lm	107954.01	130,00
22W	36°	2028 lm	107952.01	2233 lm	107955.01	130,00
22W	60°	2189 lm	107953.01	2411 lm	107956.01	130,00



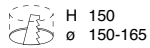
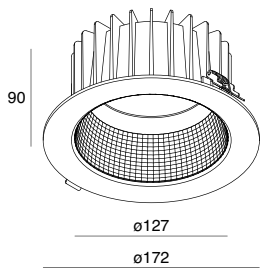
**NIK TONDO
22W**
Riflettore
GRIGIO

**NIK ROUND
22W**
GREY
reflector

		3000K <input type="checkbox"/>		4000K <input type="checkbox"/>		Euro CHF
22W	24°	2007 lm	107907.03	2211 lm	107910.03	100,00
22W	36°	2008 lm	107908.03	2212 lm	107911.03	100,00
22W	60°	2169 lm	107909.03	2389 lm	107912.03	100,00

DALI-PUSH

		3000K <input type="checkbox"/>		4000K <input type="checkbox"/>		Euro CHF
22W	24°	2007 lm	107951.03	2211 lm	107954.03	130,00
22W	36°	2008 lm	107952.03	2212 lm	107955.03	130,00
22W	60°	2169 lm	107953.03	2389 lm	107956.03	130,00



**NIK TONDO
22W**
Riflettore
METALLIZZATO
SFACCETTATO

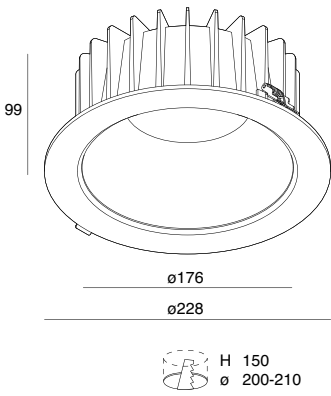
**NIK ROUND
22W**
FACETED
METALLIZED
Reflector

		3000K <input type="checkbox"/>		4000K <input type="checkbox"/>		Euro CHF
22W	24°	2009 lm	107907.97	2213 lm	107910.97	100,00
22W	36°	1996 lm	107908.97	2198 lm	107911.97	100,00
22W	60°	2179 lm	107909.97	2400 lm	107912.97	100,00

DALI-PUSH

		3000K <input type="checkbox"/>		4000K <input type="checkbox"/>		Euro CHF
22W	24°	2009 lm	107951.97	2213 lm	107954.97	130,00
22W	36°	1996 lm	107952.97	2198 lm	107955.97	130,00
22W	60°	2179 lm	107953.97	2400 lm	107956.97	130,00

NIK TONDO 32W



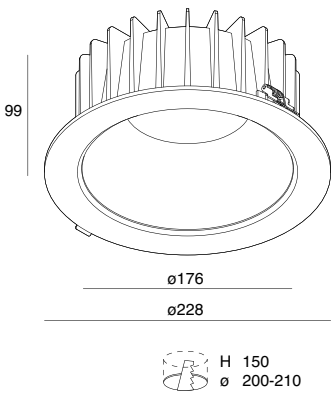
NIK TONDO 32W
Riflettore
BIANCO

NIK ROUND 32W
WHITE
reflector

		3000K <input type="checkbox"/>		4000K <input type="checkbox"/>		Euro CHF
32W	24°	2910 lm	107913.01	3172 lm	107916.01	122,00
32W	36°	3006 lm	107914.01	3276 lm	107917.01	122,00
32W	60°	3041 lm	107915.01	3314 lm	107918.01	122,00

DALI-PUSH

		3000K <input type="checkbox"/>		4000K <input type="checkbox"/>		Euro CHF
32W	24°	2910 lm	107957.01	3172 lm	107960.01	152,00
32W	36°	3006 lm	107958.01	3276 lm	107961.01	152,00
32W	60°	3041 lm	107959.01	3314 lm	107962.01	152,00



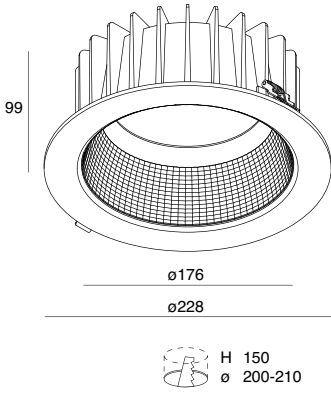
NIK TONDO 32W
Riflettore
GRIGIO

NIK ROUND 32W
GREY
reflector

		3000K <input checked="" type="checkbox"/>		4000K <input checked="" type="checkbox"/>		Euro CHF
32W	24°	2894 lm	107913.03	3154 lm	107916.03	122,00
32W	36°	2983 lm	107914.03	3251 lm	107917.03	122,00
32W	60°	3022 lm	107915.03	3293 lm	107918.03	122,00

DALI-PUSH

		3000K <input checked="" type="checkbox"/>		4000K <input checked="" type="checkbox"/>		Euro CHF
32W	24°	2894 lm	107957.03	3154 lm	107960.03	152,00
32W	36°	2983 lm	107958.03	3251 lm	107961.03	152,00
32W	60°	3022 lm	107959.03	3293 lm	107962.03	152,00



NIK TONDO 32W
Riflettore
METALLIZZATO
SFACCETTATO

NIK ROUND 32W
FACETED
METALLIZED
Reflector

		3000K <input checked="" type="checkbox"/>		4000K <input checked="" type="checkbox"/>		Euro CHF
32W	24°	2898 lm	107913.97	3159 lm	107916.97	122,00
32W	36°	2998 lm	107914.97	3267 lm	107917.97	122,00
32W	60°	3043 lm	107915.97	3316 lm	107918.97	122,00

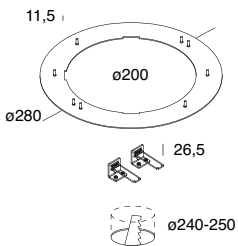
DALI-PUSH

		3000K <input checked="" type="checkbox"/>		4000K <input checked="" type="checkbox"/>		Euro CHF
32W	24°	2898 lm	107957.97	3159 lm	107960.97	152,00
32W	36°	2998 lm	107958.97	3267 lm	107961.97	152,00
32W	60°	3043 lm	107959.97	3316 lm	107962.97	152,00

DOWNLIGHT

NIK 32W

ACCESSORI ACCESSORIES

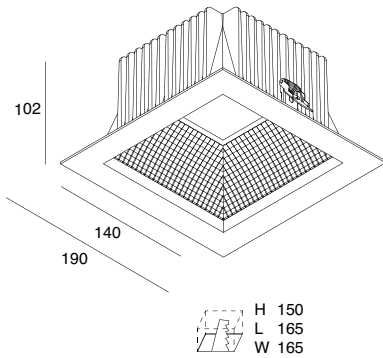


ADATTATORE PER
NIK 32W
per installazione in foro
da incasso 240-250
mm, con molle.

ADAPTOR FOR
NIK 32W
For recessed installation
hole 240-250 mm, clips
included.

		<input type="checkbox"/>		Euro CHF
		11814.01		35,00

NIK QUADRATO



NIK QUADRATO

29W
Riflettore
METALLIZZATO
SFACCETTATO

NIK SQUARE

29W
FACETED
METALLIZED
Reflector

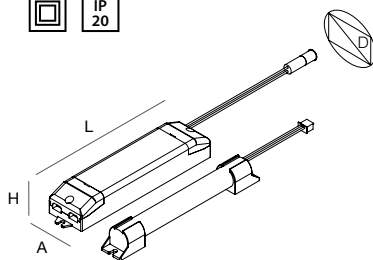
		3000K		4000K		Euro CHF	
29W	60°	2488 lm	107937.97	2517 lm	107938.97	87,50	

DALI-PUSH

		3000K		4000K		Euro CHF	
29W	60°	2488 lm	107963.97	2517 lm	107964.97	117,50	

NIK

ACCESSORI ACCESSORIES




KIT DI EMERGENZA
da installare
sul controsoffitto
a lato del prodotto.

EMERGENCY KIT
to place on the
false ceiling
next to the fixture.

	TIME	CHARGE	A (mm)	D (mm)	H (mm)	L (mm)	Euro CHF
1020A4.99	1h	12h	38	44	25	164	102,00
1020A5.99	3h	12h	38	44	25	164	102,00
Flusso in emergenza Emergency flux		1h	3h				
NIK 16W		26%	10%				
NIK 22W		19%	8%				
NIK 32W		13%	5%				
NIK QUADRATO		14%	5%				



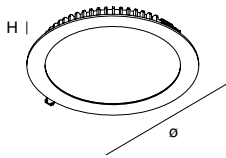


SLIM



Apparecchio LED per installazione ad incasso in battuta in controsoffitto.
Cornice e corpo dissipante in lega di alluminio pressofusa verniciata bianca.
Schermo diffusore in policarbonato opale e molle in acciaio armonico per il fissaggio a controsoffitto di spessore fino a 15 mm. Alimentazione elettronica inclusa, da collocare a lato del prodotto.

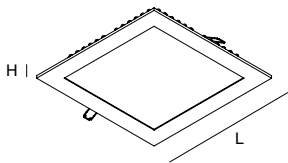
LED fixture for false ceiling recessed installation.
Frame and dissipater made of die-casting aluminum alloy, white painted.
Diffuser made of opal polycarbonate and clips made of harmonic steel, for fixing to the false ceiling of thickness up to 15 mm. Electronic driver included, to be placed next to the fixture.



SLIM TONDO
SLIM ROUND

	Ø (mm)	H (mm)		3000K <input type="checkbox"/>	4000K <input type="checkbox"/>	Euro CHF
9W	125	25	950 lm	11820.01	970 lm	11819.01 43,75
13W	160	26	1402 lm	11818.01	1496 lm	11817.01 57,00
20W	230	28	2199 lm	11816.01	2360 lm	11815.01 73,25

9W	13W	20W
H 100	H 100	H 100
Ø 110	Ø 145	Ø 210-215

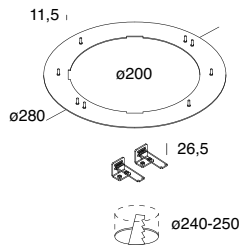


SLIM QUADRATO
SLIM SQUARE

	L (mm)	H (mm)		3000K <input type="checkbox"/>	4000K <input type="checkbox"/>	Euro CHF
9W	110	24	882 lm	11826.01	959 lm	11825.01 46,25
13W	160	26	1442 lm	11824.01	1524 lm	11823.01 64,50
20W	230	28	2222 lm	11822.01	2363 lm	11821.01 83,75

9W	13W	20W
H 100	H 100	H 100
L 95	L 145	L 210-215
W 95	W 145	W 210-215

SLIM

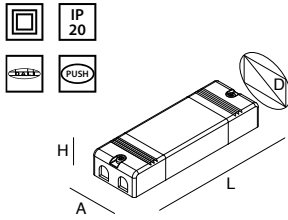
ACCESSORI
ACCESSORIES

ADATTATORE PER SLIM TONDO 20W
per installazione in foro da incasso
240-250 mm, con molle.

ADAPTOR FOR SLIM ROUND 20W
For recessed installation hole
240-250 mm, clips included.

□
11814.01

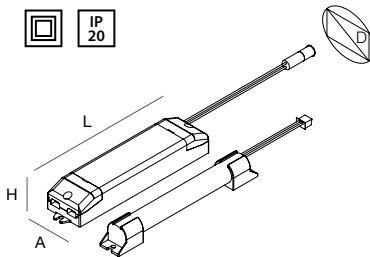
Euro | CHF
35,00



ALIMENTATORE ELETTRONICO
DIMMERABILE 220-240V 50/60Hz
Per il collegamento in serie di max
2 Slim 9W, 1 Slim 13W o 1 Slim 20W.

ELECTRONIC DIMMABLE
DRIVER 220-240V 50/60Hz
For connection in series of max
2 Slim 9W, 1 Slim 13W or 1 Slim 20W.

	A (mm)	D (mm)	H (mm)	L (mm)	Euro CHF	
101333.99	18W	52	55	23	120	47,50



KIT DI EMERGENZA
da installare sul controsoffitto
a lato del prodotto.

EMERGENCY KIT
to place on the false ceiling
next to the fixture.

	TIME CHARGE	A (mm)	D (mm)	H (mm)	L (mm)	Euro CHF
18004.99	1h 12h	38	44	25	164	108,75
18005.99	3h 12h	38	44	25	164	108,75

Flusso in emergenza
Emergency flux

	1h	3h
SLIM 9W	53%	21%
SLIM 13W	35%	14%
SLIM 20W	22%	9%





CREP

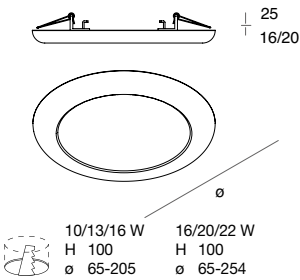


Apparecchio LED per installazione a plafone o ad incasso in battuta in controsoffitto. Temperatura di colore delle sorgenti selezionabile con selettore sul retro dell'apparecchio in 3000K, 4000K o 5400K. Disponibile in due dimensioni, potenza totale settabile tra tre disponibili.

Corpo in policarbonato e schermo diffusore in polistirene opale. Staffa di installazione in acciaio. Molle in acciaio armonico per fissaggio su controsoffitto di spessore fino a 15 mm, che permettono la regolazione in funzione della dimensione del foro da incasso disponibile. Alimentazione elettronica inclusa, integrata nel corpo dell'apparecchio.

LED fixture for ceiling or recessed installation in false ceiling. Source color temperature, selectable with selector on the back of the fixture in 3000K, 4000K or 5400K.

Two sizes are available, total power adjustable between three available. Polycarbonate body and diffuser screen in opal polystyrene. Steel installation bracket. Springs in harmonic steel for fastening to false ceiling thickness up to 15 mm, which allow adjustment according to the size of the recessed hole available. Electronic power supply included, integrated in the body of the fixture.



CREP TONDO CREP ROUND

	Ø (mm)	H (mm)		Euro CHF
10W / 13W / 16W	235	16	<input type="checkbox"/>	107501.01 42,50
16W / 20W / 22W	300	20	<input type="checkbox"/>	107503.01 71,25

Potenza e temperatura di colore delle sorgenti selezionabili con selettore

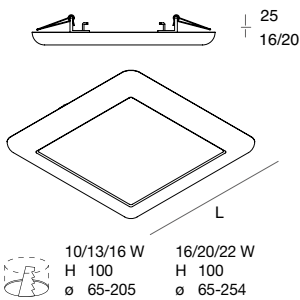
Power and source color temperature selectable with selector

CREP Ø235mm

LED colour	10W	13W	16W
3000K	1094	1387	1642 lm
4000K	1173	1516	1826 lm
5400K	1134	1447	1696 lm

CREP Ø300mm

LED colour	16W	20W	22W
3000K	1682	2015	2191 lm
4000K	1896	2252	2483 lm
5400K	1749	2093	2280 lm



CREP QUADRATO CREP SQUARE

	L (mm)	H (mm)		Euro CHF
10W / 13W / 16W	235	16	<input type="checkbox"/>	107502.01 48,25
16W / 20W / 22W	300	20	<input type="checkbox"/>	107504.01 75,75

Potenza e temperatura di colore delle sorgenti selezionabili con selettore

Power and source color temperature selectable with selector

CREP L.235mm

LED colour	10W	13W	16W
3000K	1094	1387	1642 lm
4000K	1173	1516	1826 lm
5400K	1134	1447	1696 lm

CREP L.300mm

LED colour	16W	20W	22W
3000K	1709	2061	2233 lm
4000K	1850	2260	2470 lm
5400K	1800	2163	2325 lm




Selettore temperatura di colore delle sorgenti 3000K, 4000K o 5400K.

Color temperature selector 3000K, 4000K, or 5400K.



Selettore potenza totale 10W, 13W o 16W. 16W, 20W o 22W.

Total power selector 10W, 13W or 16W. 16W, 20W or 22W.



Molle regolabili per installazione a controsoffitto, rimovibili per installazione a plafone.

Adjustable springs for ceiling installation, removable for ceiling installation.

TRACK

ALL-TRACK	451
PROFILO UP-LIGHT	456
GALA	462
DALÌ	464
HONEY TR	468
MARLIN	470
SHOW	472





ALL-TRACK

Binario elettrificato trifase 7 poli per il montaggio di proiettori e apparecchi LED Novalux, anche nelle versioni dimmerabili, sia per montaggio a plafone e sospensione, sia per incasso in controsoffitto. Integrando il binario con il PROFILO UP-LIGHT, si ottiene un sistema a sospensione completo di luce ad emissione indiretta. Massima flessibilità di soluzioni luminose e ampia gamma di accessori. Prodotto ideale per creare luce d'accento in negozi e spazi espositivi.



7-pole three-phase electrified track for mounting Novalux projectors and LED devices, also in the dimmable versions, both for ceiling and suspension mounting, and for recessed ceiling mounting. By integrating the track with the UP-LIGHT PROFILE, a complete suspended system is achieved, including indirect light emission. The maximum flexibility of lighting solutions and a wide range of accessories. The ideal product to create accent lighting in shops and exhibition spaces.

ALL-TRACK

ALL-TRACK SOSPENSIONE + PROFILO UP-LIGHT
ALL-TRACK SUSPENSION + UP-LIGHT PROFILE


ALL-TRACK PLAFONE
ALL-TRACK CEILING

ALL-TRACK INCASSO
ALL-TRACK RECESSED




Diffusore opale
Opal diffuser

Strip LED
LED strip



Profilo Up-Light
Up-Light profile

All-Track
All-Track



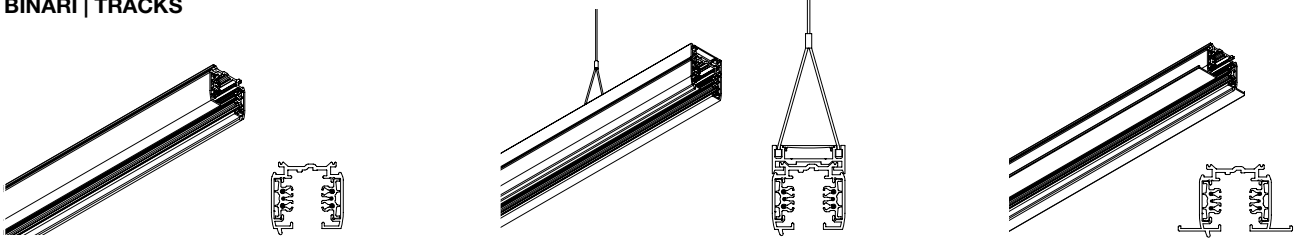
Driver box
Driver box

Alimentazione di testa
Start live end

Profilo Up-Light
Up-Light profile

All-Track
All-Track

BINARI | TRACKS



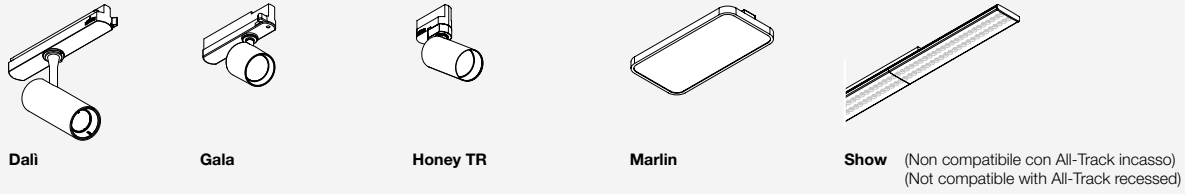
All-Track plafone/sospensione
All-Track ceiling/suspension

All-Track sospensione + PROFILO UP-LIGHT
All-Track suspension + UP-LIGHT PROFILE

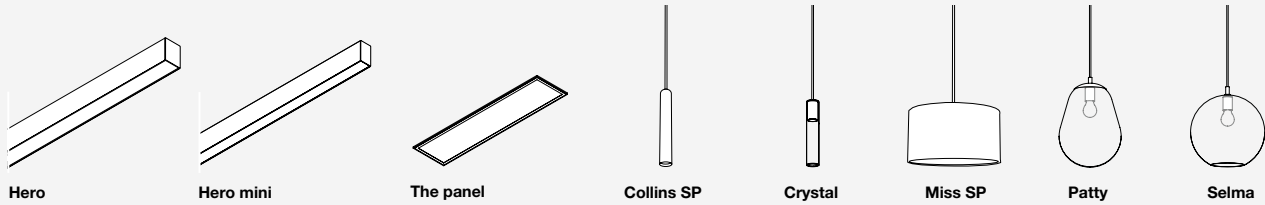
All-Track incasso
All-Track recessed

PRODOTTI COMPATIBILI | COMPATIBLE FIXTURES

Con adattatore per binario integrato | With integrated track adapter



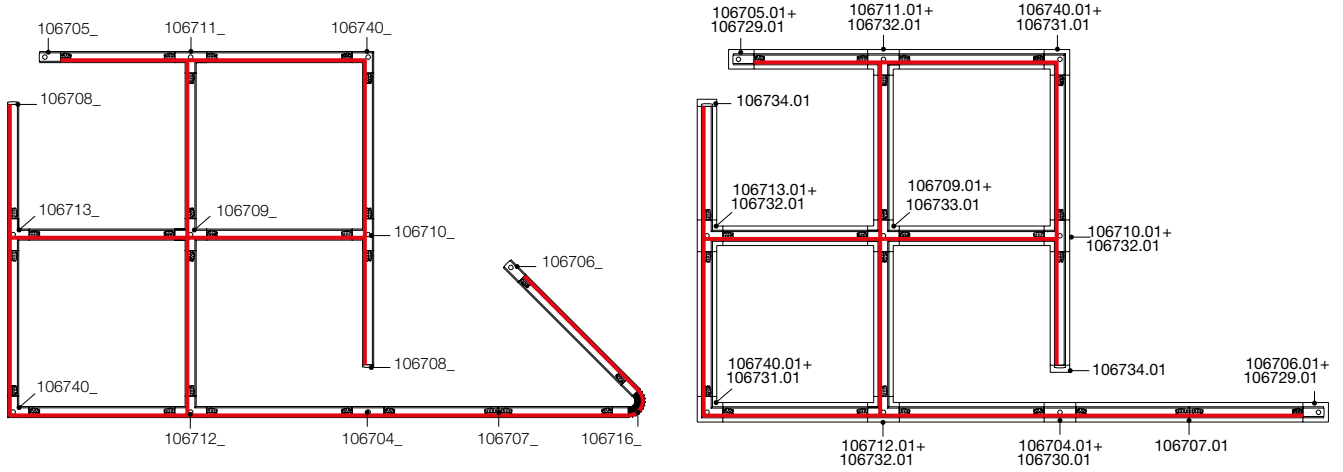
Con adattatore per binario accessorio | With accessory track adapter



ESEMPI DI COMPOSIZIONI (Vista dall'alto) | COMPOSITION EXAMPLES (Top view)

All-Track plafone/sospensione | All-Track ceiling/suspension

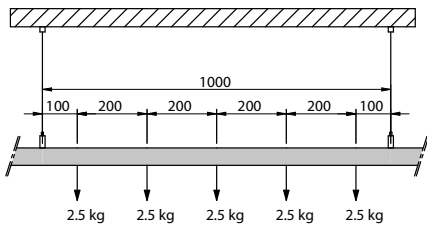
All-Track incasso | All-Track recessed



— Polarità
Polarity

TRACK


CARICO MASSIMO | MAXIMUM LOAD



ALL-TRACK

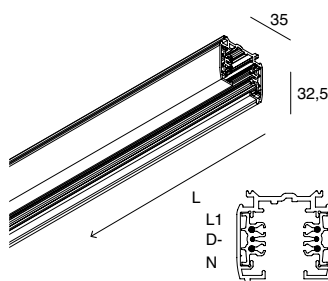
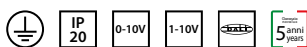
PLAFONE-SOSPENSIONE

CEILING-SUSPENSION



Binario elettrificato trifase 7 poli con due conduttori dedicati D+, D- per la gestione della dimmerazione. Profilo in lega di alluminio verniciata contenente i conduttori in rame. L1/L2/L3/N/Terra (16A 230V) e D+/D-(segnale DALI, 0-10V, 1-10V). Non utilizzabile comando di dimmerazione a pulsante a 230V. La funzione PUSH è ammessa solo con interposizione di interfaccia pulsante con uscita DALI (cod. 105926.99 oppure 18906.99).

Three-phase electrified track with 7 poles with two dedicated conductors D+, D- for dimming management. Painted aluminium alloy profile containing copper conductors. L1/L2/L3/N/PE (16A 230V) and D+/D-(DALI signal, 0-10V, 1-10V). 230V push-button dimming control not available. The PUSH function is only allowed with button interface interposition with DALI output. (cod. 105926.99 or 18906.99).



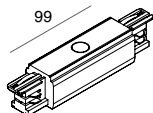
BINARIO ELETRIFICATO TRIFASE 7 POLI

ELECTRIFIED THREE-PHASE 7 POLES TRACK

	<input type="checkbox"/>	<input checked="" type="checkbox"/>	L (mm)	Euro CHF
106701.01	<input type="checkbox"/>	<input checked="" type="checkbox"/>	1000	33,25
106702.01	<input type="checkbox"/>	<input checked="" type="checkbox"/>	2000	62,50
106703.01	<input type="checkbox"/>	<input checked="" type="checkbox"/>	3000	93,25

ALL-TRACK

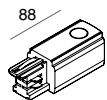
ACCESSORI ACCESSORIES



ALIMENTAZIONE CENTRALE E GIUNTO LINEARE

CENTRAL FEED JOINT

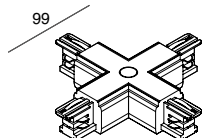
	<input type="checkbox"/>	<input checked="" type="checkbox"/>	Euro CHF
106704.01	<input type="checkbox"/>	<input checked="" type="checkbox"/>	29,50



ALIMENTAZIONE DI TESTA

START LIVE END

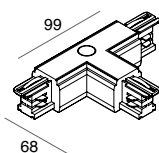
	<input type="checkbox"/>	<input checked="" type="checkbox"/>	VERSION	Euro CHF
106705.01	<input type="checkbox"/>	<input checked="" type="checkbox"/>	destra / right	18,25
106706.01	<input type="checkbox"/>	<input checked="" type="checkbox"/>	sinistra / left	18,25



GIUNTO a X

X JOINT

	<input type="checkbox"/>	<input checked="" type="checkbox"/>	Euro CHF
106709.01	<input type="checkbox"/>	<input checked="" type="checkbox"/>	50,75

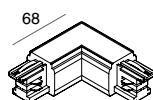


GIUNTO a T

T JOINT

	<input type="checkbox"/>	<input checked="" type="checkbox"/>	VERSION	Euro CHF
106710.01	<input type="checkbox"/>	<input checked="" type="checkbox"/>	interno sinistro / internal left	41,25
106711.01	<input type="checkbox"/>	<input checked="" type="checkbox"/>	interno destro / internal right	41,25
106712.01	<input type="checkbox"/>	<input checked="" type="checkbox"/>	esterno sinistro / external left	41,25
106713.01	<input type="checkbox"/>	<input checked="" type="checkbox"/>	esterno destro / external right	41,25

NEW



GIUNTO a L - INTERNO/ESTERNO

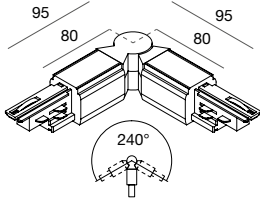
Regolabile meccanicamente

L-JOINT - INTERNAL/EXTERNAL

Mechanically adjustable

	<input type="checkbox"/>	<input checked="" type="checkbox"/>	VERSION	Euro CHF
106740.01	<input type="checkbox"/>	<input checked="" type="checkbox"/>	interno-esterno / internal-external	41,25

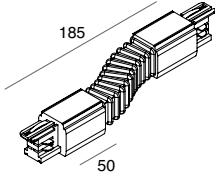
ALL-TRACK

ACCESSORI
ACCESSORIES

GIUNTO SNODATO
Non alimentabile.

ADJUSTABLE JUNCTION
without feeding.

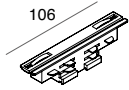
<input type="checkbox"/>	<input checked="" type="checkbox"/>	Euro CHF
106728.01	.02	43,75



GIUNTO FLESSIBILE
non alimentabile

FLEXIBLE JOINT
without feeding

<input type="checkbox"/>	<input checked="" type="checkbox"/>	Euro CHF
106716.01	.02	35,75



GIUNTO LINEARE
ELETTRIFICATO

ELECTRIFIED
STRAIGHT JOINT

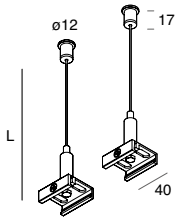
<input type="checkbox"/>	<input checked="" type="checkbox"/>	Euro CHF
106707.01	.02	12,50



CHIUSURA TERMINALE

DEAD END

<input type="checkbox"/>	<input checked="" type="checkbox"/>	Euro CHF
106708.01	.02	2,50



KIT DI SOSPENSIONE (2pz)
Vedere schema dei carichi
per la quantità di sospensioni
Pag. 453

SUSPENSION KIT (2pcs)
See load scheme for quantity
Pag. 453

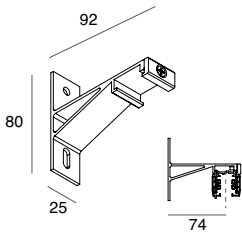
<input type="checkbox"/>	<input checked="" type="checkbox"/>	L (mm)	Euro CHF
106721.01	.02	3000	37,00



STAFFA DI FISSAGGIO A PLAFONE (1 pz.)
Vedere schema dei carichi
per la quantità di staffe.

BRACKET FOR CEILING MOUNTING (1 pc)
See load scheme for quantity.

<input type="checkbox"/>	<input checked="" type="checkbox"/>	Euro CHF
106717.01	.02	6,25

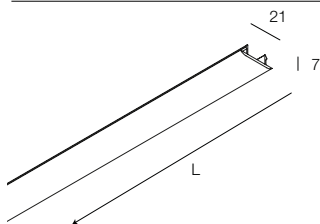


STAFFA DI FISSAGGIO A PARETE (1pz)
Vedere schema dei carichi
per la quantità di staffe.

WALL MOUNTING BRACKET (1pc)
See load scheme for quantity.

<input type="checkbox"/>	<input checked="" type="checkbox"/>	Euro CHF
106724.01	.02	16,25

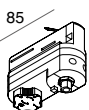
NEW



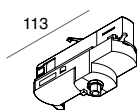
COVER COPRI BINARIO
Opzionale

TRACK COVER
Optional

<input type="checkbox"/>	<input checked="" type="checkbox"/>	L (mm)	Euro CHF
106739.01	.02	2000	10,00



3P



3P+DALI

ADATTATORE MECCANICO/ELETTRICO
NON CABLATO 6A (1 pz.)
carico massimo 10 kg

MECHANICAL/ELECTRIC
NOT WIRED ADAPTOR 6A (1 pc)
maximum load 10 kg

<input type="checkbox"/>	<input checked="" type="checkbox"/>	VERSION	Euro CHF
106718.01	.02	3P	13,25
106719.01	.02	3P+DALI	22,50

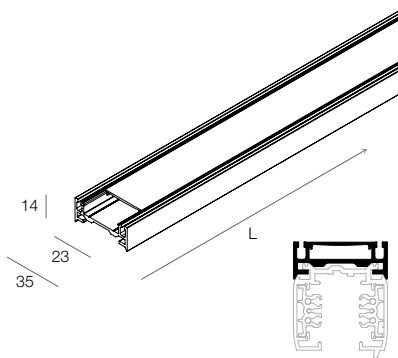
NEW

ALL-TRACK PROFILO UP-LIGHT UP-LIGHT PROFILE



Profilo dissipante per binario ALL-TRACK per alloggiamento di Strip LED per luce indiretta. Profilo in lega di alluminio verniciata bianca o nera, testate di chiusura in polimero termoplastico, schermo diffusore ad inserimento a scatto in PMMA opale. Schermo diffusore incluso, coppia di testate, cavi di sospensione, Strip LED e box con alimentatore 24Vdc da ordinare a parte.

Dissipating profile for ALL-TRACK system designed to house LED strips for indirect lighting. Profile made of painted aluminum alloy in white or black, with end caps in thermoplastic polymer and a snap-in opal PMMA diffuser. Includes diffuser, end caps, and suspension cables. LED strips and 24Vdc driver box to be ordered separately.



PROFILO UP-LIGHT


Montaggio a scorrimento
su binario All-Track

UP-LIGHT PROFILE

Sliding installation
on All-Track system.

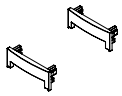
<input type="checkbox"/>	<input checked="" type="checkbox"/>	L (mm)	Euro CHF
		2000	62,50

106735.01 .02



**PROFILO UP-LIGHT
UP-LIGHT PRIOFILE**

**ACCESSORI
ACCESSORIES**



TESTATE DI CHIUSURA (2pz)
END CAPS (2pcs)

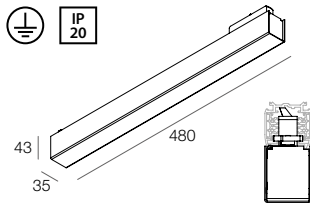
<input type="checkbox"/>	<input checked="" type="checkbox"/>		Euro CHF
106736.01	.02		8,25



KIT DI SOSPENSIONE (2pz)
Vedere schema dei carichi
per la quantità di sospensioni
Pag. 453

SUSPENSION KIT (2pcs)
See load scheme for quantity
Pag. 453

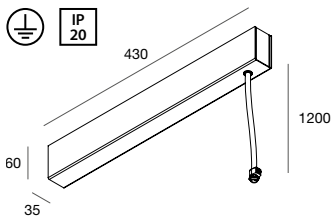
		L (mm)	Euro CHF
106737.99		3000	35,00



BOX CON ALIMENTAZIONE
INTEGRATA 100W 24V
Completo di adattatore 3P meccanico-
elettrico per alloggiamento su binario
ALL-TRACK

BOX WITH INTEGRATED
100W 24V POWER SUPPLY
Complete with 3P mechanical-electrical
adapter for mounting on ALL-TRACK
system.

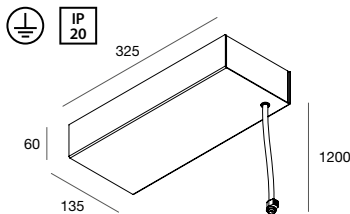
<input type="checkbox"/>	<input checked="" type="checkbox"/>		Euro CHF
106738.01	.02	100W	218,75



BOX CON ALIMENTAZIONE
INTEGRATA 100W 24V
Box a plafone. Cavo 2x1,5mm² con
guaina in tinta bianca o nera.

BOX WITH INTEGRATED
100W 24V POWER SUPPLY
Ceiling-mounted box. Cable 2x1,5mm²
with white or black sheath.

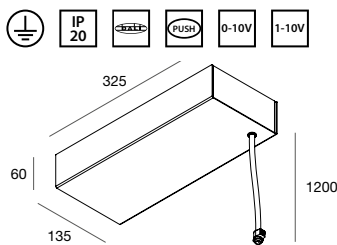
<input type="checkbox"/>	<input checked="" type="checkbox"/>		Euro CHF
1058D1.01	.02	100W	198,75



BOX CON ALIMENTAZIONE
INTEGRATA 320W 24V
Box a plafone. Cavo 2x1,5mm² con
guaina in tinta bianca o nera.

BOX WITH INTEGRATED
320W 24V POWER SUPPLY
Ceiling-mounted box. Cable 2x1,5mm²
with white or black sheath.

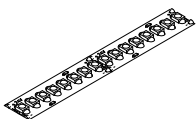
<input type="checkbox"/>	<input checked="" type="checkbox"/>		Euro CHF
1058D4.01	.02	320W	384,50



BOX CON ALIMENTAZIONE INTEGRATA
DIMMERABILE 150W 24V
Box a plafone. Cavo 2x1,5mm² con
guaina in tinta bianca o nera.

BOX WITH INTEGRATED 320W 24V
DIMMABLE POWER SUPPLY
Ceiling-mounted box. Cable 2x1,5mm²
with white or black sheath.

<input type="checkbox"/>	<input checked="" type="checkbox"/>		Euro CHF
1058D7.01	.02	150W	368,00



STRIP LED
Pag. 520
Non compatibile con strip LED
doppia pista 25W/m

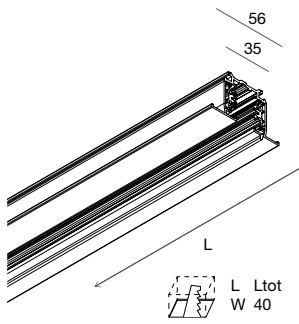
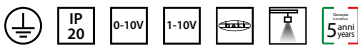
STRIP LED
Pag. 520
Not compatible with double-track
25W/m LED strips.

ALL-TRACK INCASSO/RECESSED



Binario elettrificato trifase 7 poli con due conduttori dedicati D+, D- per la gestione della dimmerazione. Profilo in lega di alluminio verniciata contenente i conduttori in rame. L1/L2/L3/N/Terra (16A 230V) e D+/D-(segnale DALI, 0-10V, 1-10V). Non utilizzabile comando di dimmerazione a pulsante a 230V. La funzione PUSH è ammessa solo con interposizione di interfaccia pulsante con uscita DALI (cod. 105926.99 oppure 18906.99).

Three-phase electrified track with 7 poles with two dedicated conductors D+, D- for dimming management. Painted aluminium alloy profile containing copper conductors. L1/L2/L3/N/PE (16A 230V) and D+/D-(DALI signal, 0-10V, 1-10V). 230V push-button dimming control not available. The PUSH function is only allowed with button interface interposition with DALI output. (cod. 105926.99 or 18906.99).



BINARIO ELETTRIFICATO DA INCASSO TRIFASE 7 POLI

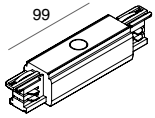
ELECTRIFIED THREE-PHASE 7 POLES TRACK FOR RECESSED MOUNTING

	<input type="checkbox"/>	L (mm)	Euro CHF
106725.01		1000	38,25
106726.01		2000	73,75
106727.01		3000	109,50

ALL-TRACK

INCASSO/RECESSED

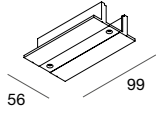
ACCESSORI ACCESSORIES



ALIMENTAZIONE CENTRALE
E GIUNTO LINEARE
Cover da ordinare a parte

<input type="checkbox"/>	Euro CHF
106704.01	29,50

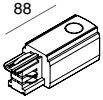
CENTRAL FEED JOINT
Cover to be ordered separately



COVER PER ALIMENTAZIONE
CENTRALE
Alimentazione centrale da ordinare
a parte

<input type="checkbox"/>	Euro CHF
106730.01	4,50

COVER FOR CENTRAL FEED JOINT
Central feed joint to be ordered
separately

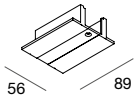


ALIMENTAZIONE DI TESTA
Cover da ordinare a parte

<input type="checkbox"/>	Euro CHF
--------------------------	------------

START LIVE END
Cover to be ordered separately

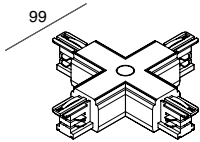
106705.01	destra / right	18,25
106706.01	sinistra / left	18,25



COVER PER ALIMENTAZIONE
DI TESTA
Alimentazione di testa
da ordinare a parte

<input type="checkbox"/>	Euro CHF
106729.01	4,50

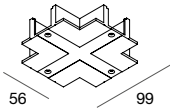
COVER FOR START LIVE END
Start live end to be ordered separately



GIUNTO A X
Cover da ordinare a parte

<input type="checkbox"/>	Euro CHF
106709.01	50,75

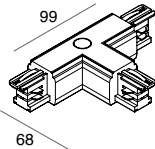
X JOINT
Cover to be ordered separately



COVER PER GIUNTO a X
Giunto a X da ordinare a parte

<input type="checkbox"/>	Euro CHF
106733.01	4,50

COVER FOR X JOINT
X joint to be ordered separately

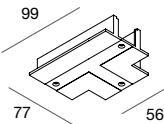


GIUNTO a T
Cover da ordinare a parte

<input type="checkbox"/>	<input checked="" type="checkbox"/>	Euro CHF
--------------------------	-------------------------------------	------------

T JOINT
Cover to be ordered separately

106710.01	.02	interno sinistro / internal left	41,25
106711.01	.02	interno destro / internal right	41,25
106712.01	.02	esterno sinistro / external left	41,25
106713.01	.02	esterno destro / external right	41,25

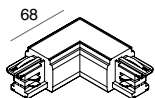


COVER PER GIUNTO a T
Giunto a T da ordinare a parte

<input type="checkbox"/>	Euro CHF
106732.01	4,50

COVER FOR T JOINT
T joint to be ordered separately

NEW

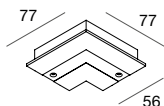


GIUNTO a L - INTERNO/ESTERNO
Regolabile meccanicamente

<input type="checkbox"/>	<input checked="" type="checkbox"/>	Euro CHF
--------------------------	-------------------------------------	------------

L-JOINT - INTERNAL/EXTERNAL
Mechanically adjustable

106740.01	.02	interno-esterno / internal-external	41,25
------------------	------------	-------------------------------------	-------



COVER PER GIUNTO a L
Giunto a L da ordinare a parte

<input type="checkbox"/>	Euro CHF
106731.01	4,50

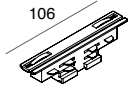
COVER FOR L JOINT
L joint to be ordered separately

ALL-TRACK

INCASSO/RECESSED

ACCESSORI

ACCESSORIES



GIUNTO LINEARE ELETTRIFICATO
ELECTRIFIED STRAIGHT JOINT



Euro | CHF

106707.01

12,50



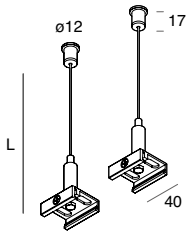
CHIUSURA TERMINALE
DEAD END



Euro | CHF

106734.01

3,25



KIT DI SOSPENSIONE (2pz)
Vedere schema dei carichi
per la quantità di sospensioni
Pag. 453



L (mm)

Euro | CHF

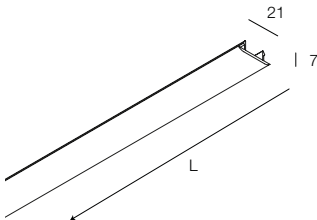
106721.01

3000

37,00

SUSPENSION KIT (2pcs)
See load scheme for quantity
Pag. 453

NEW



COVER COPRI BINARIO
Opzionale



L (mm)

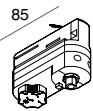
Euro | CHF

106739.01 .02

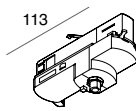
2000

10,00

TRACK COVER
Optional



3P



3P+DALI

ADATTATORE MECCANICO/
ELETTRICO NON CABLATO 6A
(1 pz.) carico massimo 10 kg



VERSION

Euro | CHF

106718.01

3P

13,25

106719.01

3P+DALI

22,50

MECHANICAL/ELECTRIC
NOT WIRED ADAPTOR 6A
(1 pc) maximum load 10 kg



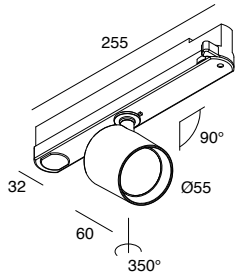
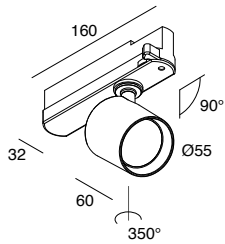


GALA



Spot LED orientabile per installazione su soffitto a binario elettrificato All-Track. Corpo in lega di alluminio pressofuso verniciato a polvere, lente in policarbonato, adattatore plastico per binario. Alimentatore elettronico o dimmerabile DALI integrato nell'adattatore.

Adjustable spotlight for ceiling installation on electrified All-Track. Body made of powder coated die-cast aluminium alloy, lens in polycarbonate, plastic adaptor for track. Electronic or dimmable DALI driver integrated into the adaptor.



		3000K		4000K		Euro CHF	
12W	14°	1055 lm	101878.01	.02	1160 lm	101882.01	.02 124,00
12W	34°	1115 lm	101879.01	.02	1226 lm	101883.01	.02 124,00

		3000K		4000K		Euro CHF	
12W	14°	1055 lm	101880.01	.02	1160 lm	101884.01	.02 187,00
12W	34°	1115 lm	101881.01	.02	1226 lm	101885.01	.02 187,00

GALA

ACCESSORI ACCESSORIES



SCHERMO A NIDO D'APE
anti-abbagliamento - Ø 50 mm

HONEYCOMB ANTI-GLARE
ACCESSORY - Ø 50 mm

1018A4.02

Euro | CHF

21,00



DALÌ

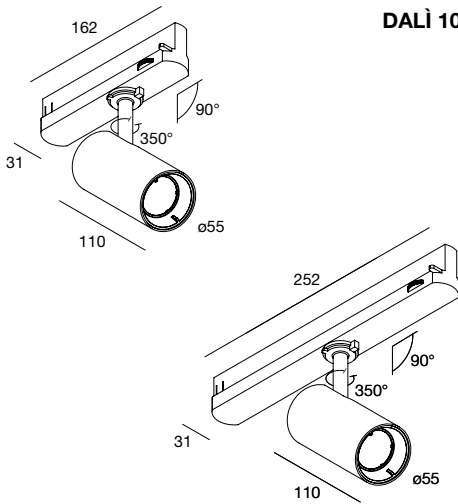


Spot LED orientabile per installazione a soffitto su binario elettrificato All-Track.
 Ottica 38°, lenti opzionali con fascio 15° e 55°
 Corpo in lega di alluminio estruso verniciato a polvere, anello nero in tecnopolimero (incluso) e verniciato nella versione oro (opzionale).
 Lente in policarbonato, adattatore plastico per binario incluso.
 Alimentatore elettronico o dimmerabile DALI integrato nell'adattatore.

Adjustable spotlight for ceiling installation on electrified All-Track.
 Optic 38°, optional lenses with beam 15° and 55°
 Body made of powder coated extruded aluminium alloy, technopolymer black ring (included) and gold painted version (optional).
 Lens in polycarbonate, integrated plastic adaptor for track.
 Electronic or dimmable DALI driver integrated into the adaptor.



DALÌ 10W

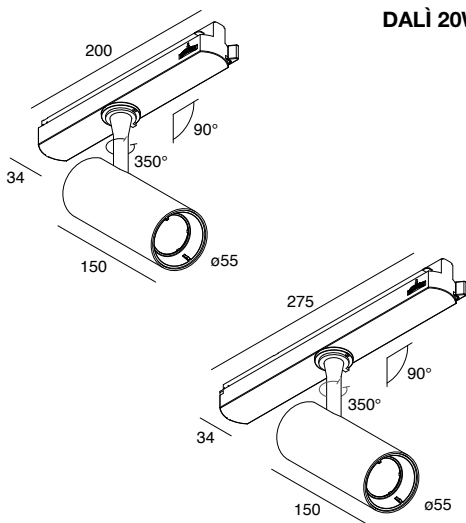


		3000K		4000K		<input type="checkbox"/>	<input checked="" type="checkbox"/>	Euro CHF
10W	38°	1078 lm	106122 ...	1189 lm	10612301	.02	100,75

DALI

		3000K		4000K		<input type="checkbox"/>	<input checked="" type="checkbox"/>	Euro CHF
10W	38°	1078 lm	106124 ...	1189 lm	10612501	.02	196,25

DALÌ 20W

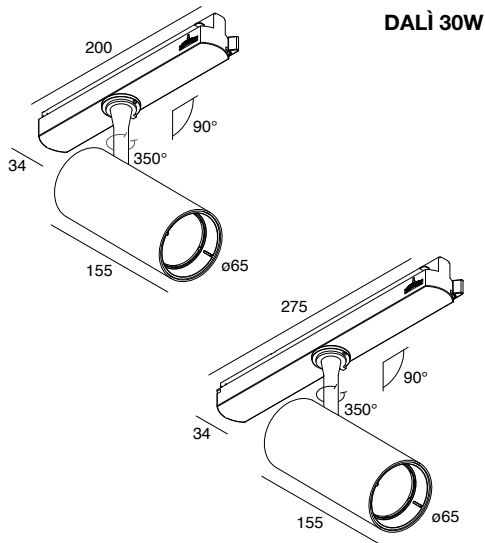


		2700K	3000K	4000K	<input type="checkbox"/>	<input checked="" type="checkbox"/>	Euro CHF	
20W	38°	1552 lm	106129 ...	1651 lm	106101 ...	1767 lm	10610501 .02 117,00

DALI

		2700K	3000K	4000K	<input type="checkbox"/>	<input checked="" type="checkbox"/>	Euro CHF	
20W	38°	1552 lm	106130 ...	1651 lm	106103 ...	1767 lm	10610701 .02 202,50

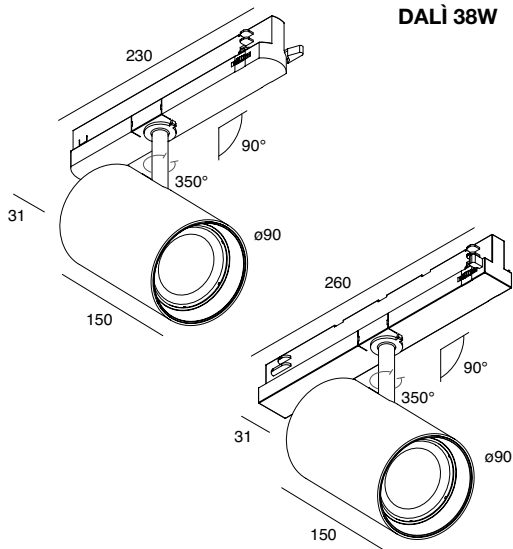
DALÌ



	2700K	3000K	4000K	<input type="checkbox"/>	<input checked="" type="checkbox"/>	Euro CHF
30W 38° 2215 lm	106131. __	2356 lm 106102. __	2546 lm 106106. __	.01	.02	126,25

DALI

	2700K	3000K	4000K	<input type="checkbox"/>	<input checked="" type="checkbox"/>	Euro CHF
30W 38° 2215 lm	106132. __	2356 lm 106104. __	2546 lm 106108. __	.01	.02	212,00

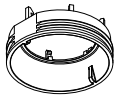


	3000K	4000K	<input type="checkbox"/>	<input checked="" type="checkbox"/>	Euro CHF
38W 38° 4221 lm	106115. __	4433 lm 106117. __	.01	.02	145,75

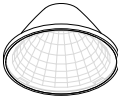
DALI

	3000K	4000K	<input type="checkbox"/>	<input checked="" type="checkbox"/>	Euro CHF
38W 38° 4221 lm	106116. __	4433 lm 106118. __	.01	.02	277,00

DALÌ

ACCESSORI
ACCESSORIESANELLO DECORATIVO ORO
opzionaleDECORATIVE GOLD RING
optional

	■	VERSION	Euro CHF
106128.15		10W	10,25
106109.15		20W	10,75
106110.15		30W	11,25
106120.15		38W	11,75



LENTI OPZIONALI

OPTIONAL LENSES

	55°	15°	VERSION	Euro CHF
106126.00		106136.00	10W	6,25
106113.00		106133.00	20W	8,00
106114.00		106134.00	30W	9,75
106119.00		106135.00	38W	11,50

SCHERMO A NIDO D'APE
anti-abbagliamento con ghiera in
alluminio verniciatoHONEYCOMB ANTI-GLARE
ACCESSORY with painted aluminum
ring

	■	VERSION	Euro CHF
106127.02		10W	9,50
106111.02		20W	10,75
106112.02		30W	12,00
106121.02		38W	13,25



TRACK



COLLEZIONE HONEY | HONEY COLLECTION



HONEY PL
364



HONEY IN
366



HONEY PR
384



HONEY PT
394



HONEY TL
402



HONEY TR
468



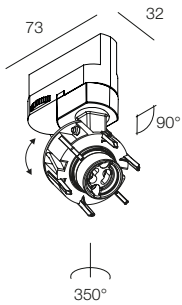
NEW

HONEY TR



Spot orientabile per installazione su binario elettrificato All-Track, composto da adattatore per binario e portalampada GU10, da combinare con corpo per spot in acciaio verniciato texturizzato bianco o nero oppure in ottone massiccio satinato.

Adjustable spotlight for installation on All-Track electrified track, consisting of a track adapter and GU10 lamp holder, to be combined with a spotlight body in textured painted steel, white or black, or in brushed solid brass.



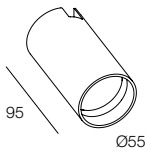
BASE

Adattatore per binario con portalampada da combinare con 1 corpo per spot. 1x GU10 max 10W Ø51mm H55mm non fornita.

BASE

Adapter for track with lamp holder, to be combined with 1 spotlight body. 1x GU10 max 10W Ø51mm H55mm not provided.

		Euro CHF	
112409. __	01 02	GU10	max 10W
			66,25



CORPO PER SPOT

Inserimento rapido a pressione sul portalampada

SPOT BODY

Quick press-fit on lamp holder

		Euro CHF	
112909. __	01 02		
			12,25

		Euro CHF	
112909. __	16		
			26,50

HONEY TR

ACCESSORI ACCESSORIES




DIFFUSORE DECORATIVO
Opzionale

DECORATIVE DIFFUSER
Optional

VERSION

		Euro CHF	
112903.99	Bianco, nero / White, black		23,00
112904.99	Ottone / Brass		23,00



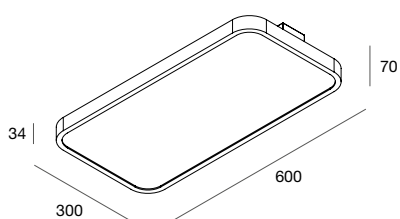



MARLIN



Pannello LED per installazione a binario elettrificato All-Track, con cornice in lega di alluminio verniciata a polvere bianca, diffusore opale in PS. Temperatura di colore selezionabile tramite selettore in 2700K, 3500K o 4000K. Alimentatore elettronico incluso.

LED Panel for installation on All-Track, white powder coated aluminum alloy frame, PS opal diffuser. Color temperature selectable via selector in 2700K, 3500K or 4000K. Electronic power supply included.




		2700K	3500K	4000K	Euro CHF	
	113501.01	40W	3634 lm	3954 lm	3887 lm	144,50



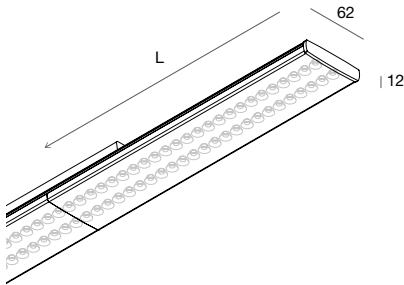


SHOW



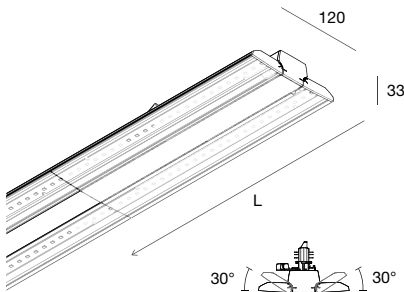
Apparecchio lineare per installazione a binario elettrificato trifase a 7 poli All-Track. (Non idoneo per binario ad incasso). Potenza settabile tramite selettore. Versione fissa provvista di ottiche a lenti lineari in PMMA ad emissione diffusa 90°. Versione orientabile provvista di pannello centrale in PC micro-prismatizzato ad emissione diffusa 120° e di 2 alette orientabili di 30° con ottiche a lenti lineari in PMMA.
Corpo in acciaio verniciato a polvere bianca.
Alimentazione elettronica dimmerabile DALI 220-240V 50/60 Hz, integrata nell'adattatore.

Linear LED fixture for installation on 7-pole three-phase electrified All-Track. (Not suitable for recessed track). Selectable LED power. Fixed version equipped with linear PMMA lens optics with diffused emission 90°. Tiltable version with central panel in micro-prismatic PC with diffused emission 120° and 2 adjustable fins of 30° with linear PMMA lens optics.
White powder coated steel body.
Dimmable electronic power supply DALI 220-240V 50/60 Hz, integrated into the adapter.



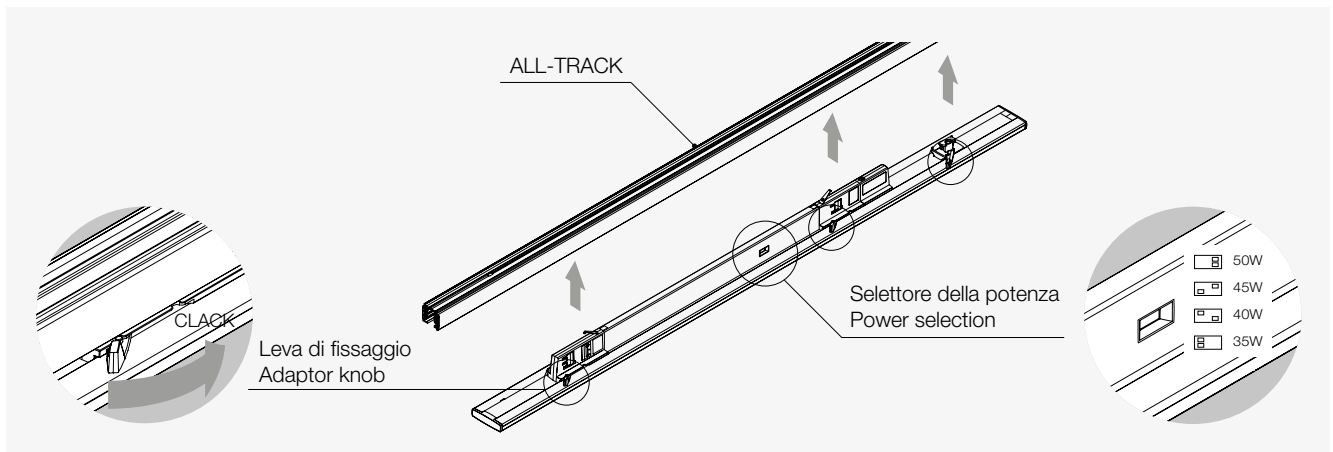
DALI		L (mm)	3000K <input type="checkbox"/>	4000K <input type="checkbox"/>	Euro CHF
35W / 40W / 45W / 50W		1500	110401.01	110402.01	187,50
Potenza selezionabile con selettore		35W 40W 45W 50W			
	3000K	4515 / 5160 / 5805 / 6450 lm			
Selectable LED power	4000K	4620 / 5280 / 5940 / 6600 lm			

SHOW



DALI		L (mm)	3000K <input type="checkbox"/>	4000K <input type="checkbox"/>	Euro CHF
35W / 40W / 45W / 50W		1500	110403.01	110404.01	201,25
Potenza selezionabile con selettore		35W 40W 45W 50W			
	3000K	5103 / 5832 / 6575 / 7313 lm			
Selectable LED power	4000K	5228 / 5975 / 6736 / 7493 lm			

SHOW ORIENTABILE SHOW TILTABLE




LED PANEL

PANEL PERFORMANCE	476
BACKLIT	482
THE PANEL 2	486
THE PANEL BIEMISSIONE	494
THE PANEL IP65	495
SCHOOL	496
FRAME PANEL	500



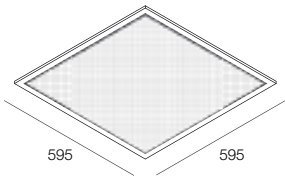
NEW

PANEL PERFORMANCE



Pannello LED con cornice in lega di alluminio e corpo in acciaio verniciato a polvere di colore bianco. Sorgenti LED lineari CRI>90, CCT con temperatura di colore selezionabile tramite selettore in 3000K e 4000K. Schermo rifrattore esterno in tecnopolimero microprismatizzato trasparente UGR<19 ad alta trasmittanza, film diffusore opale e lenti wide light interne, per il controllo dell'emissione luminosa. Installabile ad incasso su controsoffitto a pannelli con struttura a vista senza accessori; per le installazioni ad incasso su cartongesso, a plafone e sospensione, prevedere opportuni accessori da ordinare a parte. Alimentatore da ordinare a parte, con collegamento ad innesto rapido: disponibile alimentatore ON/OFF multicorrente settabile tramite DIP-Switch per ottimizzare la corrente di pilotaggio dell'apparecchio (default 1000mA), oppure alimentatore dimmerabile DALI/PUSH.

LED Panel with aluminum alloy frame and powder-coated white steel body. Linear LED light sources with CRI>90 and CCT featuring selectable color temperature via a switch (3000K and 4000K). External transparent microprismatic technopolymer refractor screen with high transmittance and UGR<19, opal diffuser film, and internal wide light lenses for controlled light emission. Suitable for recessed installation in panel ceilings with exposed structure without additional accessories. For recessed installations in continuous plasterboard ceilings, surface mounting, or suspension, appropriate accessories must be ordered separately. Driver to be ordered separately, with quick-connect plug: available as an ON/OFF multi-current driver adjustable via DIP switch to optimize the fixture's driving current (default 1000mA), or as a DALI/PUSH dimmable driver.

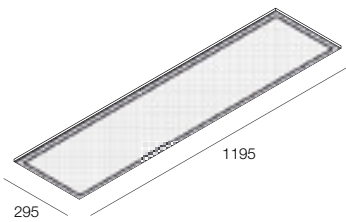


PANEL PERFORMANCE 600x600

Alimentatore da ordinare a parte
Driver to be ordered separately



<input type="checkbox"/>	3000K - 4000K	Euro CHF
34W	113631.01	Vedi tabella flussi - See the lumen output table
		55,75



PANEL PERFORMANCE 1200x300

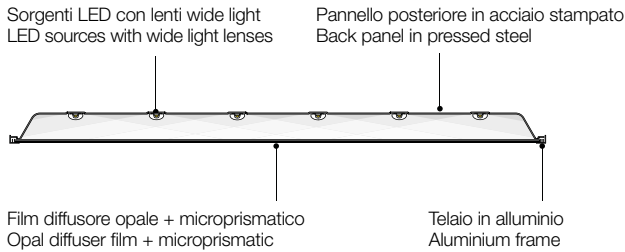
Alimentatore da ordinare a parte
Driver to be ordered separately



<input type="checkbox"/>	3000K - 4000K	Euro CHF
34W	113632.01	Vedi tabella flussi - See the lumen output table
		60,50

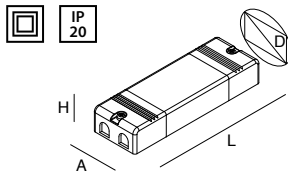
- **CCT: SELETTORE PER TEMPERATURE DI COLORE 3000K-4000K**
CCT: SELECTOR FOR COLOR TEMPERATURES 3000K-4000K
- **ALIMENTATORE ON-OFF MULTICORRENTE**
MULTICURRENT ON-OFF DRIVER
- **ELEVATO FLUSSO LUMINOSO FINO A 5169lm**
HIGH LUMINOUS FLUX UP TO 5169lm

- **ALTA EFFICIENZA LUMINOSA FINO A 136lm/W**
HIGH LUMINOUS EFFICIENCY UP TO 136lm/W
- **CRI>90**
CRI>90
- **SAFE FLICKER: PSTLM=<1; SVM=<0,4**
SAFE FLICKER: PSTLM=<1; SVM=<0,4



PANEL PERFORMANCE

ALIMENTATORI DRIVERS

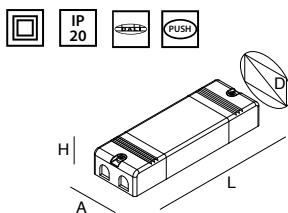


ALIMENTATORE ELETTRONICO
MULTICORRENTE (500mA - 1000mA)
220-240V 50/60 Hz
Corrente settata di default a 1000mA,
modificabile in opera tramite DIP-Switch
ogni 50 mA.

ELECTRONIC DRIVER
MULTICURRENT (500mA - 1000mA)
220-240V 50/60 Hz
Default current set to 1000mA,
adjustable on-site via DIP-Switch
in 50 mA increments.

	A (mm)	D (mm)	H (mm)	L (mm)	Euro CHF
101349.99	45	55	30	123	12,50

W tot	mA	600x600		1200x300		% EME 1h	% EME 3h
		3000K	4000K	3000K	4000K		
38	1000	4945 lm	5169 lm	4867 lm	5121 lm	12	5
36	950	4698 lm	4911 lm	4624 lm	4865 lm	13	5
34	900	4451 lm	4652 lm	4380 lm	4609 lm	13	5
32	850	4203 lm	4394 lm	4137 lm	4353 lm	14	6
30	800	3956 lm	4135 lm	3894 lm	4097 lm	15	6
29	750	3709 lm	3877 lm	3650 lm	3841 lm	16	6
27	700	3462 lm	3618 lm	3407 lm	3585 lm	17	7
25	650	3214 lm	3360 lm	3164 lm	3329 lm	18	7
23	600	2967 lm	3101 lm	2920 lm	3073 lm	20	8
21	550	2720 lm	2843 lm	2677 lm	2817 lm	22	9
19	500	2473 lm	2585 lm	2434 lm	2561 lm	24	10



ALIMENTATORE ELETTRONICO
STABILIZZATO DIMMERABILE
DALI/PUSH (1000mA)
220-240V 50/60 Hz

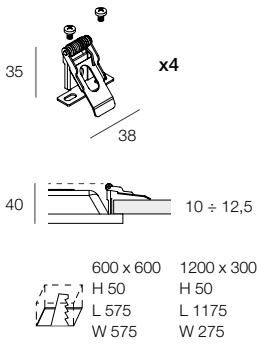
STABILIZED ELECTRONIC DRIVER
DIMMABLE DALI/PUSH (1000mA)
220-240V 50/60 Hz

	A (mm)	D (mm)	H (mm)	L (mm)	Euro CHF
101350.99	42	55	30	130	46,25

W tot	mA	600x600		1200x300		% EME 1h	% EME 3h
		3000K	4000K	3000K	4000K		
38	1000	4945 lm	5169 lm	4867 lm	5121 lm	12	5

**PANEL
PERFORMANCE**

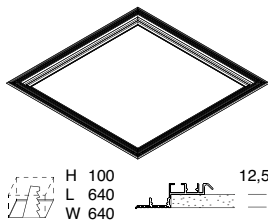
**ACCESSORI PER INSTALLAZIONE AD INCASSO
ACCESSORIES FOR RECESSED MOUNTING**



KIT MOLLE PER INSTALLAZIONE AD INCASSO
Per versioni 600x600 e 1200x300, per installazione in battuta in cartongesso di spessore 10-12,5 mm.

	Euro CHF
113620.99	6,25

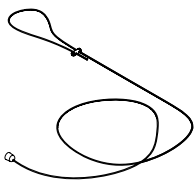
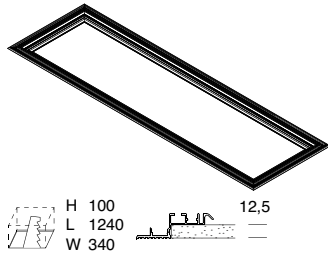
SPRINGS KIT FOR RECESSED INSTALLATION
For 600x600 and 1200x300 versions, for installation by frame contrasting in plasterboard of thickness 10-12,5 mm.



KIT PER INSTALLAZIONE AD INCASSO A RASAMENTO
Profilo da rasare su cartongesso di spessore 12,5 mm. Il pannello si installa in appoggio

	VERSION	Euro CHF
102028.99	600x600	110,00
102029.99	1200x300	120,00

KIT FOR LEVELLED RECESSED INSTALLATION
Profile to be levelled on 12,5 mm thick plasterboard.

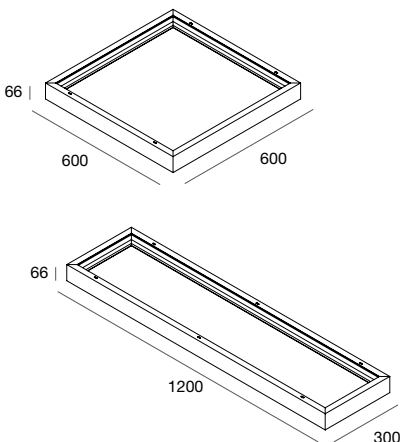


KIT ANTICADUTA
ANTI FALL-OUT KIT

	L (mm)	Euro CHF
113639.99	3000	13,25

**PANEL
PERFORMANCE**

**ACCESSORI PER INSTALLAZIONE A PLAFONE
ACCESSORIES FOR CEILING MOUNTING**



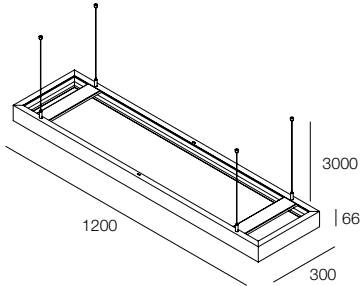
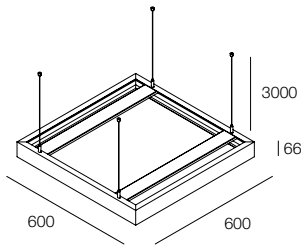
BOX PER INSTALLAZIONE A PLAFONE
Kit da assemblare, non installabile a parete. Idoneo per l'alloggiamento del kit di emergenza (1020A4.99/1020A5.99).

	VERSION	Euro CHF
113610.01	600x600	28,25
113611.01	1200x300	34,50

BOX FOR CEILING MOUNTING
To be assembled, not suitable for wall surface mounting. Suitable for emergency kit (1020A4.99/1020A5.99).

PANEL PERFORMANCE

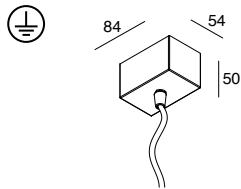
ACCESSORI PER INSTALLAZIONE A SOSPENSIONE SUSPENSION INSTALLATION ACCESSORIES



BOX PER INSTALLAZIONE A SOSPENSIONE
Box in estruso di alluminio da assemblare. 4 cavi di sospensione in acciaio L. 3000mm con regolatore millimetrico inclusi. Kit di alimentazione per sospensione da ordinare a parte. Idoneo per l'alloggiamento del kit di emergenza (1020A4.99 e 1020A5.99).

SUSPENSION INSTALLATION BOX
Extruded aluminum box for assembly. Includes 4 steel suspension cables (L. 3000 mm) with precision adjusters. Power supply kit for suspension to be ordered separately. Suitable for housing the emergency kit (1020A4.99 and 1020A5.99).

	VERSION	Euro CHF
<input type="checkbox"/>	600x600	67,00
<input type="checkbox"/>	1200x300	72,50



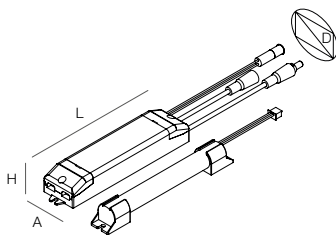
KIT DI ALIMENTAZIONE PER SOSPENSIONE
Cavo di alimentazione trasparente

POWER SUPPLY KIT FOR SUSPENSION
Transparent power cable

	L (mm)	Cavo / Cable (mm ²)	Euro CHF
<input type="checkbox"/>	1200	3x1,5	32,25
<input type="checkbox"/>	3000	3x1,5	38,75
<input type="checkbox"/>	1200	5x1,5	42,75
<input type="checkbox"/>	3000	5x1,5	54,75

PANEL PERFORMANCE

ACCESSORI EMERGENZA ACCESSORIES EMERGENCY



KIT DI ALIMENTAZIONE IN EMERGENZA
Per versioni 600x600 e 1200x300. Completo di connettori polarizzati per il collegamento dell'alimentatore.

KIT FOR EMERGENCY
For 600x600 and 1200x300 versions. Polarized connectors included.

	TIME CHARGE	A (mm)	D (mm)	H (mm)	L (mm)	Euro CHF
1020A4.99	1h 12h	38	44	25	164	102,00
1020A5.99	3h 12h	38	44	25	164	102,00

Flusso in emergenza - Emergency flux


PANEL PERFORMANCE

Vedi tabella alimentatori
See drivers table





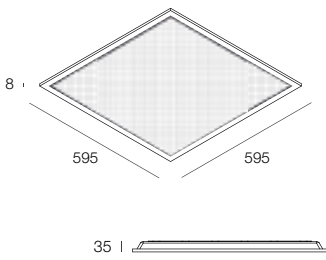
BACKLIT



Pannello LED con cornice in lega di alluminio verniciata a polvere bianca, diffusore microprismatico in polistirene UGR<19. Installabile ad incasso su controsoffitto a pannelli con struttura a vista senza accessori; per le installazioni ad incasso su cartongesso liscio, a plafone e sospensione, prevedere opportuni accessori da ordinare a parte. Alimentatore elettronico incluso.

LED panel with white powder-coated aluminum frame, microprismatic polystyrene diffuser UGR<19. Suitable for recessed installation in panel ceilings with exposed structure without additional accessories. For recessed installations in continuous plasterboard ceilings, surface mounting, or suspension, appropriate accessories must be ordered separately. Electronic power supply included.

* Per le versioni DALI-PUSH disponiamo di articoli alternativi di pari caratteristiche tecniche, non combinabili tra loro, a seconda delle disponibilità. For the DALI-PUSH versions, we offer alternative items with the same technical characteristics, which are not interchangeable, depending on availability.

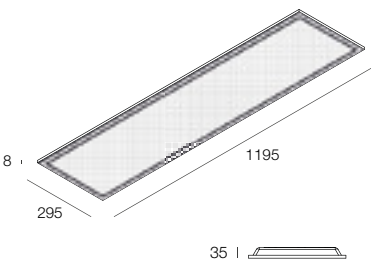


**BACKLIT
600x600**

		3000K <input type="checkbox"/>	4000K <input type="checkbox"/>	Euro CHF
34W	4352 lm	113612.01	4392 lm 113613.01	36,25

DALI-PUSH *

		3000K <input type="checkbox"/>	4000K <input type="checkbox"/>	Euro CHF
34W	4352 lm	113614.01	4392 lm 113615.01	86,25
		113633.01	113634.01	86,25



**BACKLIT
1200x300**

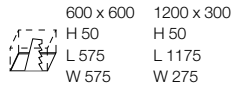
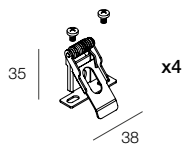
		3000K <input type="checkbox"/>	4000K <input type="checkbox"/>	Euro CHF
34W	4352 lm	113616.01	4503 lm 113617.01	43,75

DALI-PUSH *

		3000K <input type="checkbox"/>	4000K <input type="checkbox"/>	Euro CHF
34W	4352 lm	113618.01	4503 lm 113619.01	93,75
		113635.01	113636.01	93,75

BACKLIT

ACCESSORI PER INSTALLAZIONE AD INCASSO ACCESSORIES FOR RECESSED MOUNTING



KIT MOLLE PER INSTALLAZIONE AD INCASSO

Per versioni 600x600 e 1200x300,
per installazione in battuta in
cartongesso di spessore
10-12,5 mm.

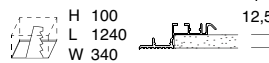

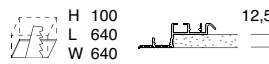

113620.99

Euro | CHF

6,25

SPRINGS KIT FOR RECESSED INSTALLATION

For 600x600 and 1200x300
versions, for installation by frame
contrasting in plasterboard of
thickness 10-12,5 mm.



KIT PER INSTALLAZIONE AD INCASSO A RASAMENTO

Profilo da rasare su cartongesso di
spessore 12,5 mm.
Il pannello si installa in appoggio

102028.99

VERSION

600x600

Euro | CHF

110,00

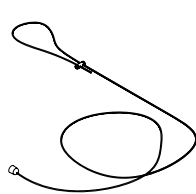
102029.99

1200x300

120,00

KIT FOR LEVELLED RECESSED INSTALLATION

Profile to be levelled on 12,5 mm thick
plasterboard.



KIT ANTICADUTA

ANTI FALL-OUT KIT

113639.99

L (mm)

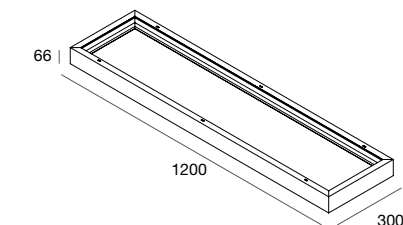
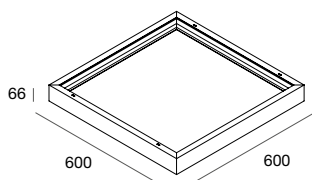
3000

Euro | CHF

13,25

BACKLIT

ACCESSORI PER INSTALLAZIONE A PLAFONE ACCESSORIES FOR CEILING MOUNTING



BOX PER INSTALLAZIONE A PLAFONE

Kit da assemblare,
non installabile a parete.
Idoneo per l'alloggiamento del kit di
emergenza (1020A4.99/1020A5.99).

113610.01


VERSION

600x600

Euro | CHF

28,25

113611.01

1200x300

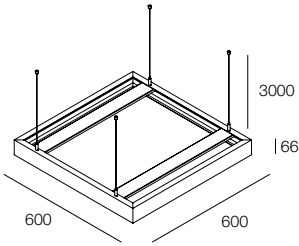
34,50

BOX FOR CEILING MOUNTING

To be assembled,
not suitable for wall surface mounting.
Suitable for emergency kit
(1020A4.99/1020A5.99).

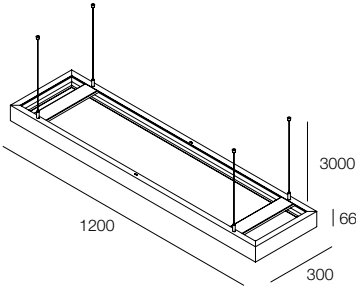
BACKLIT

**ACCESSORI PER INSTALLAZIONE A SOSPENSIONE
SUSPENSION INSTALLATION ACCESSORIES**

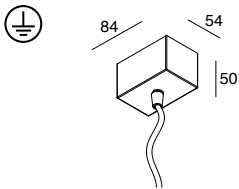


BOX PER INSTALLAZIONE A SOSPENSIONE
A SOSPENSIONE
Box in estruso di alluminio da assemblare. 4 cavi di sospensione in acciaio L. 3000mm con regolatore millimetrico inclusi. Kit di alimentazione per sospensione da ordinare a parte. Idoneo per l'alloggiamento del kit di emergenza (1020A4.99 e 1020A5.99).

	VERSION	Euro CHF
113637.01	600x600	67,00
113638.01	1200x300	72,50



SUSPENSION INSTALLATION BOX
Extruded aluminum box for assembly. Includes 4 steel suspension cables (L. 3000 mm) with precision adjusters. Power supply kit for suspension to be ordered separately. Suitable for housing the emergency kit (1020A4.99 and 1020A5.99).

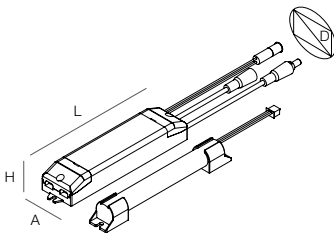


KIT DI ALIMENTAZIONE PER SOSPENSIONE
Cavo di alimentazione trasparente
POWER SUPPLY KIT FOR SUSPENSION
Transparent power cable

	L (mm)	Cavo / Cable (mm ²)	Euro CHF
108919.01	1200	3x1,5	32,25
108920.01	3000	3x1,5	38,75
108921.01	1200	5x1,5	42,75
108922.01	3000	5x1,5	54,75

BACKLIT

**ACCESSORI EMERGENZA
ACCESSORIES EMERGENCY**



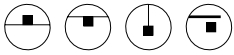
KIT DI ALIMENTAZIONE IN EMERGENZA
Per versioni 600x600 e 1200x300. Completo di connettori polarizzati per il collegamento dell'alimentatore.

KIT FOR EMERGENCY
For 600x600 and 1200x300 versions. Polarized connectors included.

	TIME CHARGE		A (mm)	D (mm)	H (mm)	L (mm)	Euro CHF
1020A4.99	1h	12h	38	44	25	164	102,00
1020A5.99	3h	12h	38	44	25	164	102,00
Flusso in emergenza - Emergency flux						1h	3h
BACKLIT			34W			11%	5%



THE PANEL 2

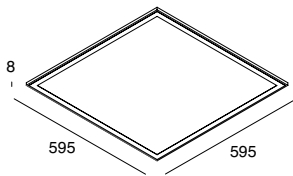


Pannello LED con cornice in lega di alluminio verniciata a polvere di colore bianco, diffusore opale in PMMA resistente ai raggi UV. UGR<19. Installabile ad incasso su controsoffitto a pannelli con struttura a vista senza accessori, per le altre installazioni prevedere gli opportuni accessori da ordinare a parte. Alimentatore elettronico incluso.

LED panel with frame made of white powder coated aluminium alloy, opal diffuser in PMMA, UV resistant. UGR<19. No accessories needed for installation on exposed grid ceiling, accessories for other installations to be ordered separately. Integrated electronic driver.



* Solo versione DALI-PUSH / Only DALI-PUSH version

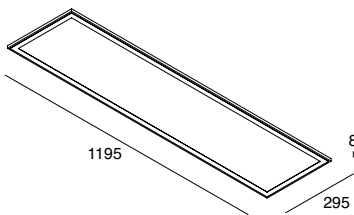


THE PANEL 2
600x600

		3000K <input type="checkbox"/>	4000K <input type="checkbox"/>	Euro CHF
35W	3343 lm	102001.01	3447 lm 102002.01	61,25

DALI-PUSH

		3000K <input type="checkbox"/>	4000K <input type="checkbox"/>	Euro CHF
35W	3343 lm	102096.01	3447 lm 102097.01	111,25




THE PANEL 2
1200x300

		3000K <input type="checkbox"/>	4000K <input type="checkbox"/>	Euro CHF
35W	3343 lm	102007.01	3447 lm 102008.01	75,00

DALI-PUSH

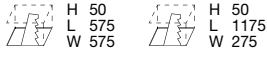
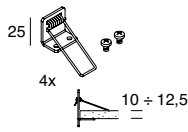
		3000K <input type="checkbox"/>	4000K <input type="checkbox"/>	Euro CHF
35W	3343 lm	102098.01	3447 lm 102099.01	125,00



LED PANEL

THE PANEL 2

ACCESSORI PER INSTALLAZIONE AD INCASSO ACCESSORIES FOR RECESSED MOUNTED



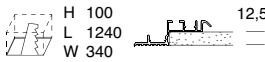

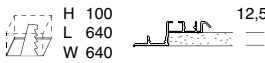

KIT MOLLE PER INSTALLAZIONE AD INCASSO
Per versioni 600x600 e 1200x300, per installazione in battuta in cartongesso di spessore 10-12,5 mm.

SPRINGS KIT FOR RECESSED INSTALLATION
For 600x600 and 1200x300 versions, for installation by frame contrasting in plasterboard of thickness 10-12,5 mm.

16215.99

Euro | CHF

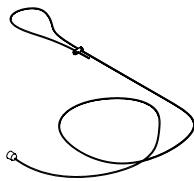
5,75



KIT PER INSTALLAZIONE AD INCASSO A RASAMENTO
Profilo da rasare su cartongesso di spessore 12,5 mm.
Il pannello si installa in appoggio

KIT FOR LEVELLED RECESSED INSTALLATION
Profile to be levelled on 12,5 mm thick plasterboard.

	VERSION	Euro CHF
102028.99	600x600	110,00
102029.99	1200x300	120,00



KIT ANTICADUTA
Cavo in acciaio da fissare a soffitto o strutture tramite morsetto in ottone nichelato e aggancio a vite sul pannello.

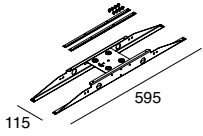
ANTI FALL-OUT KIT
Steel cable to be fixed to the ceiling or structures using a nickel-plated brass clamp and screwed on the panel.

	L (mm)	Euro CHF
102031.99	3000	13,25

Per accessori di installazione su controsoffitti a struttura nascosta, contattare l'ufficio tecnico Novalux.
For installation accessories on concealed grid ceilings, please contact Novalux technical office.

THE PANEL 2

ACCESSORI PER INSTALLAZIONE A PLAFONE ACCESSORIES FOR CEILING MOUNTED



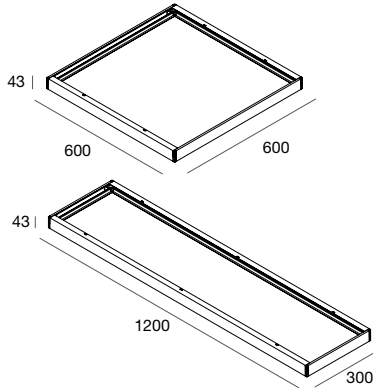
KIT PER INSTALLAZIONE A PLAFONE
Per versioni 600x600 e 1200x300, non installabile a parete o in fila continua. Distanza tra prodotto e soffitto 40 mm.

16213.99

Euro | CHF

18,25

KIT FOR CEILING MOUNTING
For 600x600 and 1200x300 versions, not suitable for wall surface or continuous line installation. Distance between the fixture and the ceiling 40 mm.



BOX PER INSTALLAZIONE A PLAFONE
Kit da assemblare, non installabile a parete. Idoneo per l'alloggiamento del kit di emergenza (1020A4.99/1020A5.99).



VERSION

Euro | CHF

102086.01

600x600

29,50

102087.01

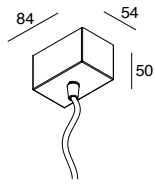
1200x300

35,75

KIT FOR CEILING MOUNTING
To be assembled, not suitable for wall surface mounting. Suitable for emergency kit (1020A4.99/1020A5.99).

THE PANEL 2

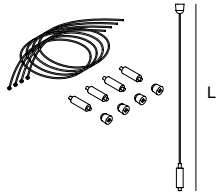
ACCESSORI PER INSTALLAZIONE A SOSPENSIONE ACCESSORIES FOR SUSPENSION MOUNTED



KIT DI ALIMENTAZIONE
PER SOSPENSIONE
Cavo di alimentazione trasparente

POWER SUPPLY KIT
FOR SUSPENSION
Transparent power cable

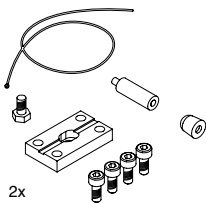
	L (mm)	Cavo / Cable (mm ²)	Euro CHF
<input type="checkbox"/>	1200	3x1,5	32,25
108919.01			
<input type="checkbox"/>	3000	3x1,5	38,75
108920.01			
<input type="checkbox"/>	1200	5x1,5	42,75
108921.01			
<input type="checkbox"/>	3000	5x1,5	54,75
108922.01			



KIT n.4 SOSPENSIONI
per versioni 600x600 e 1200x300.

KIT nos.4 SUSPENSIONS
for 600x600 and 1200x300 versions.

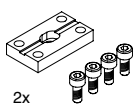
	L (mm)	Euro CHF
16223.99	3000	20,00



KIT n.2 GIUNTI + SOSPENSIONI
per versioni 600x600 e 1200x300.

KIT nos.2 JOINTS + SUSPENSIONS
for 600x600 and 1200x300 versions.

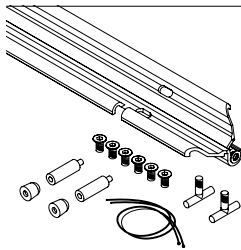
	L (mm)	Euro CHF
16227.96	3000	18,25



KIT n.2 GIUNTI (privi di sospensioni)
per versioni 600x600 e 1200x300.

KIT nos.2 JOINTS (without suspensions)
for 600x600 and 1200x300 versions.

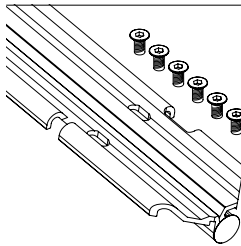
	Euro CHF
16232.96	9,50



KIT SNODO + n.2 SOSPENSIONI
per versione 600x600
profilo in lega di alluminio verniciato.

KIT HINGE + nos.2 SUSPENSIONS
for 600x600 version
profile in powder coated aluminium alloy.

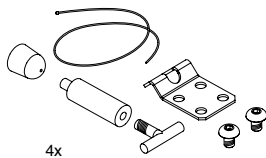
	L (mm)	Euro CHF
16228.01	3000	61,25



KIT SNODO (privo di sospensioni)
per versione 1200x300
profilo in lega di alluminio verniciato.

KIT HINGE (without suspensions)
for 1200x300 version
profile in powder coated aluminium alloy.

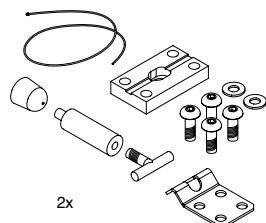
	Euro CHF
16234.01	46,25



KIT n.4 SOSPENSIONI INCLINATE
per versioni 600x600 e 1200x300

KIT nos.4 INCLINED SUSPENSIONS
for 600x600 and 1200x300 versions

	L (mm)	Euro CHF
16230.99	3000	54,50



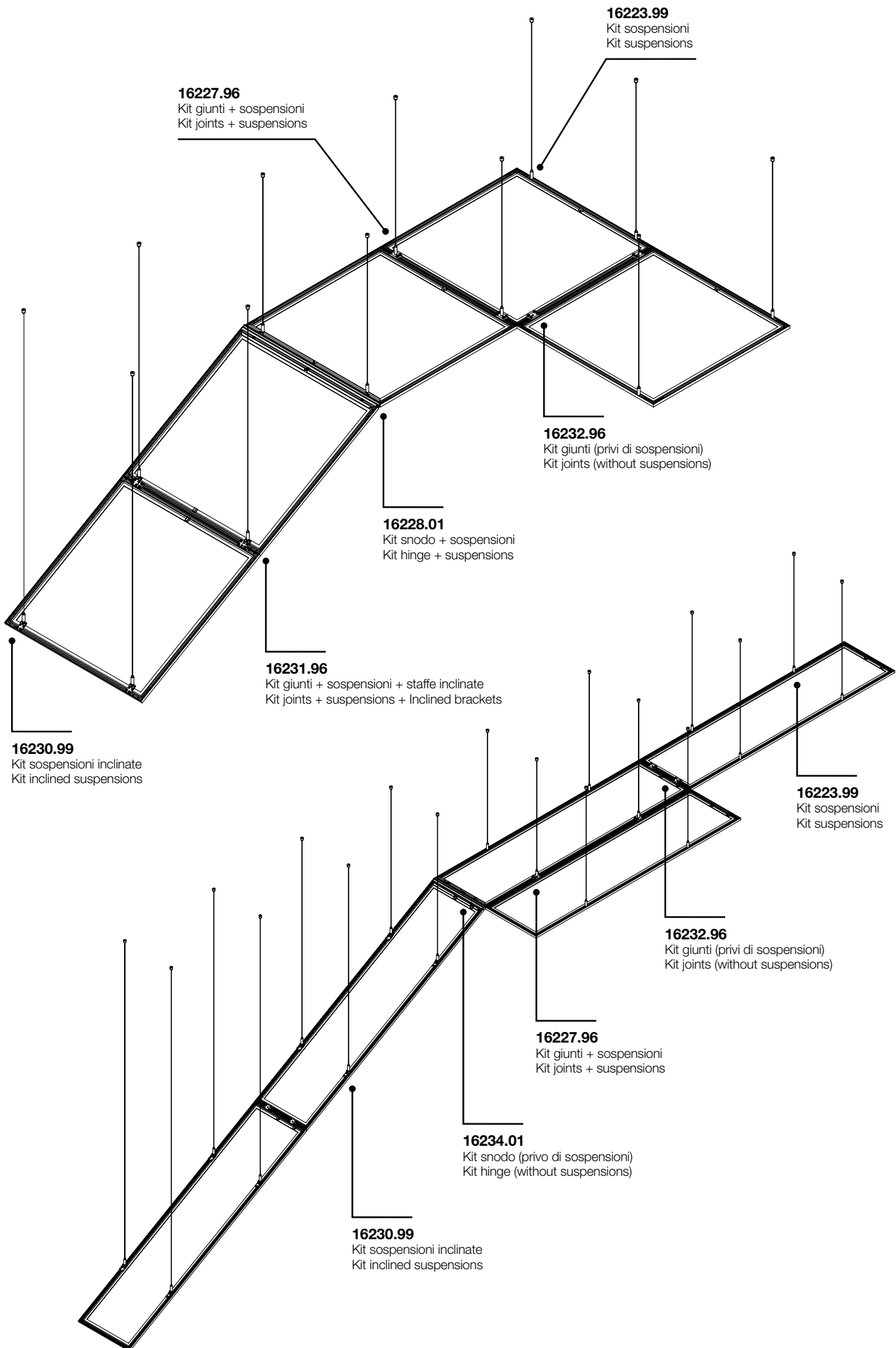
KIT n.2 GIUNTI + SOSPENSIONI +
STAFFE INCLINATE
per versione 600x600.

KIT nos.2 JOINTS + SUSPENSIONS +
INCLINED BRACKETS
for 600x600 version.

	L (mm)	Euro CHF
16231.96	3000	32,50

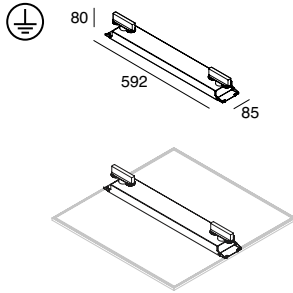
THE PANEL 2

COMPOSIZIONI SOPPESE SUSPENDED COMPOSITIONS



THE PANEL 2

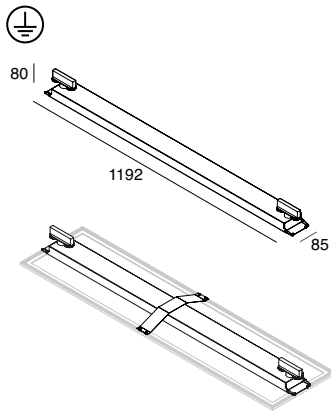
ACCESSORI PER INSTALLAZIONE A BINARIO ACCESSORIES FOR TRACK MOUNTED



KIT BINARIO 600x600
completo di 2 adattatori
(elettrico/meccanico)
per binario elettrificato All-Track.

KIT FOR TRACK MOUNTING 600x600
supplied with 2 adaptors
(electrical/mechanical)
for electrified All-Track.

	VERSION	Euro CHF
102055.01	3P+DALI	99,50
102053.01	3P	78,75



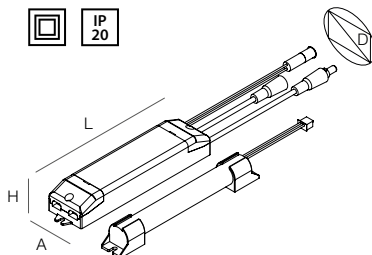
KIT BINARIO 1200x300
completo di 2 adattatori
(elettrico/meccanico)
per binario elettrificato All-Track.

KIT FOR TRACK MOUNTING 1200x300
supplied with 2 adaptors
(electrical/mechanical)
for electrified All-Track.

CODE	VERSION	Euro CHF
102056.01	3P+DALI	111,25
102054.01	3P	90,00

THE PANEL 2

ACCESSORI EMERGENZA ACCESSORIES EMERGENCY



KIT DI ALIMENTAZIONE
IN EMERGENZA
Per versioni 600x600 e 1200x300, per
installazione ad incasso o a plafone con
Box (102086.01, 102087.01).
Completo di connettori polarizzati per il
collegamento dell'alimentatore.

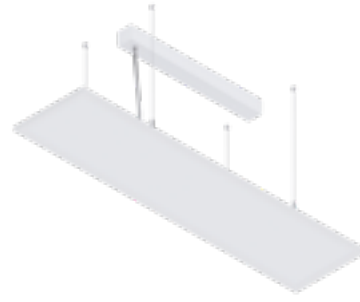
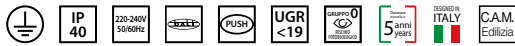

KIT FOR EMERGENCY
For 600x600 and 1200x300 versions,
for recessed installation or ceiling
installation with Box
(102086.01, 102087.01)
Polarized connectors included.

	TIME CHARGE	A (mm)	D (mm)	H (mm)	L (mm)	Euro CHF
1020A4.99	1h 12h	38	44	25	164	102,00
1020A5.99	3h 12h	38	44	25	164	102,00
Flusso in emergenza - Emergency flux						1h 3h
THE PANEL 2		35W	12%	5%		



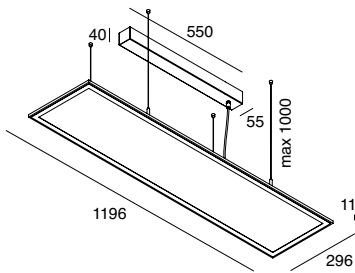
THE PANEL

BIEMISSIONE



Pannello LED 1200x300 mm ad emissione diretta-indiretta. Cornice in lega di alluminio verniciata a polvere di colore bianco, diffusore opale e rosone in acciaio verniciato bianco. UGR<19. Alimentatore elettronico e accessori per la sospensione inclusi.

1200x300 mm direct-indirect emission LED Panel. Powder-coated white aluminum alloy frame, opal diffuser with UGR<19, and white-painted steel canopy. Electronic driver and suspension accessories included.



	3000K	4000K	Euro CHF
33W	4185 lm 105601.01	4545 lm 105602.01	161,25

DALI-PUSH

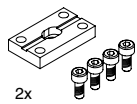
	3000K	4000K	Euro CHF
33W	4185 lm 105603.01	4545 lm 105604.01	275,00

THE PANEL

BIEMISSIONE

ACCESSORI

ACCESSORIES



2x

KIT n.2 GIUNTI
(privi di sospensioni)

KIT nos.2 JOINTS
(without suspensions)

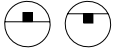
16232.96

Euro | CHF

9,50

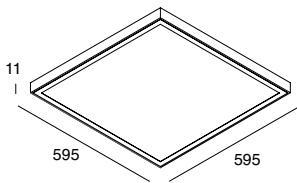


THE PANEL IP65



Pannello LED con grado di protezione IP65 totale. Cornice in lega di alluminio verniciata a polvere di colore bianco, diffusore opale. Installabile ad incasso su controsoffitto a pannelli con struttura a vista senza accessori, ad incasso su cartongesso liscio con kit profilo da rasare, e a plafone con Box (solo per interni). Alimentatore elettronico incluso, da collegare tramite opportuni connettori stagni.

Global protection index IP65 LED panel. Frame made of white powder coated aluminium alloy, opal diffuser. No accessories needed for installation on exposed grid ceiling, kit for levelled recessed installation required for standard plasterboard, and Box for ceiling surface installation (only indoor). Included electronic driver, to be connected to the fixture by sealed connectors.



THE PANEL 2 - IP65 600x600

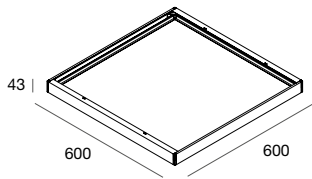
Altezza minima per installazione 60 mm.

Minimum height for installation 60 mm.

	3000K	4000K	Euro CHF
36W	3723 lm	4137 lm	210,75
	105501.01	105502.01	

THE PANEL IP65


ACCESSORI ACCESSORIES



BOX PER INSTALLAZIONE A PLAFONE
Kit da assemblare, non installabile a parete.

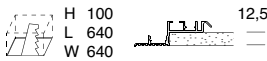
KIT FOR CEILING MOUNTING
To be assembled, not suitable for wall surface mounting.

	L (mm)	Euro CHF
<input type="checkbox"/>	600x600	29,50
102086.01		

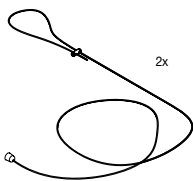


KIT PER INSTALLAZIONE AD INCASSO A RASAMENTO
Profilo da rasare su cartongesso di spessore 12,5 mm. Il pannello si installa in appoggio.

KIT FOR LEVELLED RECESSED INSTALLATION
Profile to be levelled on 12,5 mm thick plasterboard.



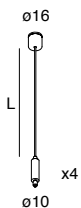
	L (mm)	Euro CHF
<input type="checkbox"/>	600x600	110,00
102028.99		



KIT ANTICADUTA
Cavo in acciaio da fissare a soffitto o strutture tramite morsetto in ottone nichelato e aggancio a vite sul pannello.

ANTI FALL-OUT KIT
Steel cable to be fixed to the ceiling or structures using a nickel-plated brass clamp and screwed on the panel.

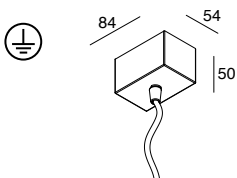
	L (mm)	Euro CHF
<input type="checkbox"/>	3000	15,00
105503.99		



CAVI DI SOSPENSIONE (4 pz.) regolabili, in acciaio con terminali in ottone cromato.

SUSPENSION CABLES (4 pcs) adjustable, made of steel with tile pipes in chromed brass.

	L (mm)	Euro CHF
<input type="checkbox"/>	3000	57,00
104429.99		



KIT DI ALIMENTAZIONE PER SOSPENSIONE
Cavo di alimentazione trasparente


POWER SUPPLY KIT FOR SUSPENSION
Transparent power cable

	L (mm)	Cavo / Cable (mm ²)	Euro CHF
<input type="checkbox"/>	1200	3x1,5	32,25
108919.01			
<input type="checkbox"/>	3000	3x1,5	38,75
108920.01			

TRABANT

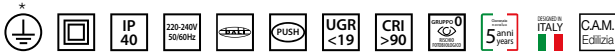


SCHOOL

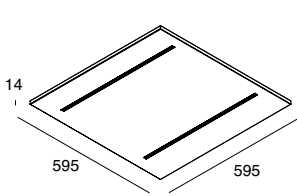


Pannello LED in lamiera in acciaio verniciata a polvere e lenti in metacrilato. UGR<19, luminanza <3000cd/m² per angoli γ>65°
 Installabile ad incasso su controsoffitto a pannelli con struttura a vista senza accessori, per le altre installazioni prevedere gli opportuni accessori da ordinare a parte. Alimentatore elettronico incluso.

LED panel made of powder coated steel body and methacrylate lenses. UGR<19, luminance <3000cd/m² for angles γ>65°.
 No accessories needed for installation on exposed grid ceiling, accessories for other installations to be ordered separately. Integrated electronic driver.



* Solo versione DALI-PUSH / Only DALI-PUSH version

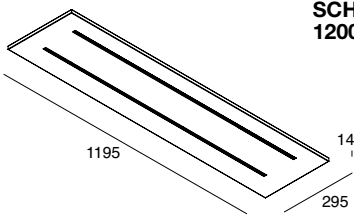


**SCHOOL
600x600**

		4000K <input type="checkbox"/>	Euro CHF
20W	2665 lm	104115.01	71,00
30W	4000 lm	104101.01	71,00

DALI-PUSH

		4000K <input type="checkbox"/>	Euro CHF
20W	2665 lm	104133.01	120,50
30W	4000 lm	104134.01	120,50



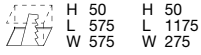
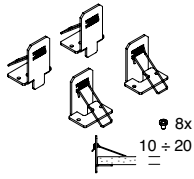
**SCHOOL
1200x300**

		4000K <input type="checkbox"/>	Euro CHF
30W	4100 lm	104111.01	117,75
50W	6832 lm	104104.01	117,75

DALI-PUSH

		4000K <input type="checkbox"/>	Euro CHF
30W	4100 lm	104131.01	170,50
50W	6832 lm	104132.01	170,50

SCHOOL

ACCESSORI
ACCESSORIES

KIT MOLLE PER INSTALLAZIONE AD INCASSO
Per versioni 600x600 e 1200x300, per installazione in battuta in cartongesso di spessore 10±20 mm.

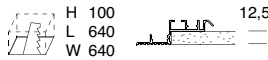

SPRINGS KIT FOR RECESSED INSTALLATION

For 600x600 and 1200x300 versions, for installation by frame contrasting in plasterboard of thickness 10±20 mm.

104107.99

Euro | CHF

5,25



KIT PER INSTALLAZIONE AD INCASSO A RASAMENTO

Profilo da rasare su cartongesso di spessore 12,5 mm.
Il pannello si installa in appoggio.

KIT FOR LEVELLED RECESSED INSTALLATION

Profile to be levelled on 12,5 mm thick plasterboard.

102028.99

VERSION

Euro | CHF


600x600

110,00

102029.99

1200x300

120,00



KIT ANTICADUTA

ANTI FALL-OUT KIT

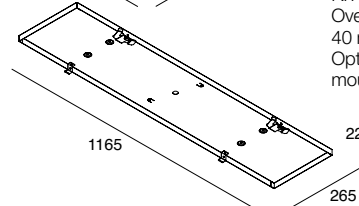
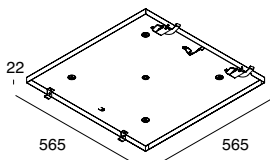
L (mm)

Euro | CHF

104119.99

3000

9,00



KIT PER INSTALLAZIONE A PLAFONE
Altezza totale, compreso apparecchio, 40 mm.
Accessorio opzionale per installazione a sospensione.

KIT FOR CEILING MOUNTING
Overall height, including lighting fixture, 40 mm.
Optional accessory for suspended mounting.

104108.01

VERSION

Euro | CHF

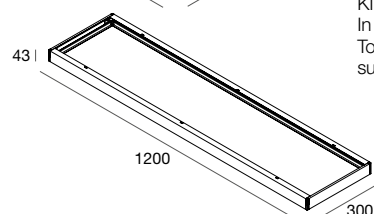
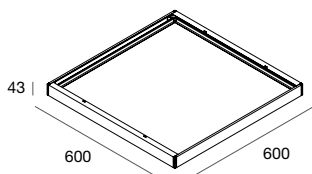
600x600

34,50

104109.01

1200x300

35,50



BOX PER INSTALLAZIONE A PLAFONE

In estruso di alluminio.
Kit da assemblare, non installabile a parete.

KIT FOR CEILING MOUNTING
In extruded aluminium.

To be assembled, not suitable for wall surface mounting.

102086.01

VERSION

Euro | CHF

600x600

29,50

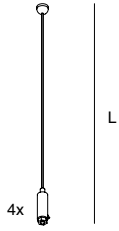
102087.01

1200x300

35,75

SCHOOL

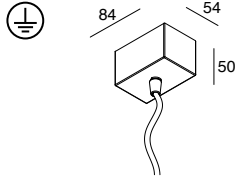
ACCESSORI ACCESSORIES



CAVI DI SOSPENSIONE (4pz)
per versioni 600x600 e 1200x300.
Accessorio compatibile con il
kit per installazione a plafone
104108.99/104109.99.

SUSPENSION CABLES (4pcs)
For 600x600 and 1200x300 versions
Suitable for the kit for ceiling mounting
104108.99/104109.99.

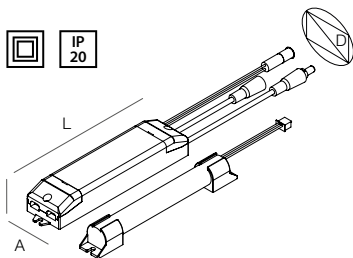
	L (mm)	Euro CHF
104110.99	1200	15,25



KIT DI ALIMENTAZIONE
PER SOSPENSIONE

POWER SUPPLY KIT
FOR SUSPENSION

	L (mm)	Cavo / Cable (mm²)	Euro CHF
108919.01	1200	3x1,5	32,25
108921.01	1200	5x1,5	42,75



KIT DI ALIMENTAZIONE IN EMERGENZA
Completo di connettori polarizzati per il
collegamento dell'alimentatore.

KIT FOR EMERGENCY
Polarized connectors included.

	TIME CHARGE	A (mm)	D (mm)	H (mm)	L (mm)	Euro CHF
1020A4.99	1h 12h	38	44	25	164	102,00
1020A5.99	3h 12h	38	44	25	164	102,00

Flusso in emergenza - Emergency flux 1h 3h


SCHOOL 20W	20%	8%
SCHOOL 30W	13%	5%
SCHOOL 50W	8%	3%



LED PANEL

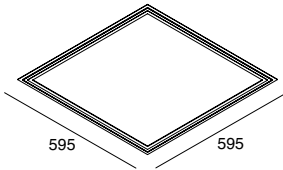


FRAME PANEL



Cornice luminosa LED in lega di alluminio verniciata a polvere di colore bianco
 Installabile ad incasso su controsoffitto a pannelli con struttura a vista senza accessori, o su cartongesso liscio con apposito accessorio da ordinare a parte.
 Alimentatore elettronico incluso.

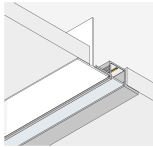
LED made of aluminum alloy, powder-coated in white colour
 Suitable for installation on exposed grid ceiling.
 Can be flush recessed with a special kit to be ordered separately.
 Electronic power supply included.



FRAME PANEL

Diffusore opale complanare al piano del soffitto.
 Pannello di chiusura da rifilare prima di essere alloggiato all'interno del prodotto.

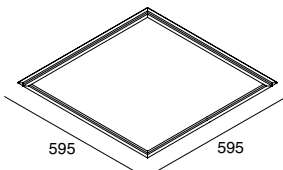
Levelled recessed opal diffuser.
 The closing panel to be trimmed before being housed inside the product.



		3000K <input type="checkbox"/>	4000K <input type="checkbox"/>	Euro CHF
35W	3145 lm	104701.01	3447 lm	104702.01 78,25

DALI-PUSH

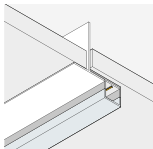
		3000K <input type="checkbox"/>	4000K <input type="checkbox"/>	Euro CHF
35W	3145 lm	104709.01	3447 lm	104710.01 128,25



FRAME PANEL TL

Diffusore opale sporgente rispetto al piano del soffitto.
 Pannello di chiusura da forare per il passaggio cavo di alimentazione.

Protruding opal screen with respect to the ceiling level.
 The closing panel must be drilled to allow the passage of the panel power cable.



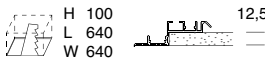

		3000K <input type="checkbox"/>	4000K <input type="checkbox"/>	Euro CHF
35W	4334 lm	104703.01	4686 lm	104704.01 78,25

DALI-PUSH

		3000K <input type="checkbox"/>	4000K <input type="checkbox"/>	Euro CHF
35W	4334 lm	104711.01	4686 lm	104712.01 128,25

FRAME PANEL

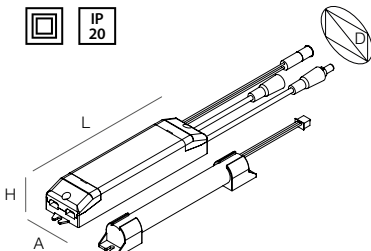
ACCESSORI ACCESSORIES



KIT PER INSTALLAZIONE AD INCASSO A RASAMENTO
 Profilo da rasare su cartongesso di spessore 12,5 mm.
 Il pannello si installa in appoggio.

KIT FOR LEVELLED RECESSED INSTALLATION
 Profile to be levelled on 12,5 mm thick plasterboard.

	L (mm)	Euro CHF
102028.99	600x600	110,00



KIT ALIMENTAZIONE IN EMERGENZA
 Completo di connettori polarizzati per il collegamento dell'alimentatore.

KIT FOR EMERGENCY
 Polarized connectors included.

	TIME CHARGE	A (mm)	D (mm)	H (mm)	L (mm)	Euro CHF
1020A4.99	1h 12h	38	44	25	164	102,00
1020A5.99	3h 12h	38	44	25	164	102,00

Flusso in emergenza - Emergency flux

	1h	3h
FRAME PANEL 35W	12%	5%
FRAME PANEL TL 35W	12%	5%

PROFILED STRIP LED LIGHT MANAGEMENT

PROFILED FLEX	508
STRIP LED FLEX	509
PROFILED H9	510
PROFILED H16	511
PROFILED MACRO	512
PROFILED MICRO	513
PROFILED INCASSO H12	514
PROFILED ANGOLARE	515
PROFILED TONDO	516
PROFILED 230	518
STRIP LED	519
DRIVERS	524
GESTIONE LUCE	527







PROFILED

Gamma completa di profili per Strip LED, per installazione a incasso, a plafone, in appoggio, a parete o a sospensione. I PROFILED Novalux consentono di realizzare nicchie e gole luminose, velette e linee di luce diretta, adattandosi di volta in volta a nuove soluzioni luminose.

Complete range of profiles for LED strip, for recessed, ceiling, surface, wall or pendant installation. The Novalux PROFILED products allow to create recesses and lighting grooves, light covers and direct light lines, always adapting to new lighting solutions.

PROFILED

- **LUNGHEZZA TAGLIABILE A MISURA**
LENGTH TO BE CUT TO MEASURE ON SITE
- **VARIETÀ DI SOLUZIONI COMPOSITIVE**
MANY COMPOSITIONAL SOLUTIONS





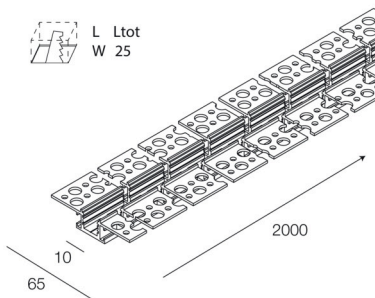
PROFILED
STRIP LED
LIGHT MANAGEMENT

NEW PROFILED FLEX



Profilo curvabile per Strip LED FLEX, in lega di alluminio anodizzata naturale, per installazione da incasso a rasamento in cartongesso. Da prevedere stucco di finitura di alto spessore. Curvatura del profilo possibile solo sul piano orizzontale, con raggio maggiore di 30 cm. Strip LED FLEX e alimentatore elettronico 24Vdc da ordinare a parte.

Bendable profile for FLEX LED Strips, made of natural anodized aluminum alloy, designed for flush recessed installation in plasterboard. Requires thick finishing plaster. Profile bending is possible only on the horizontal plane, with a radius greater than 30 cm. FLEX LED Strip and 24Vdc electronic driver to be ordered separately.



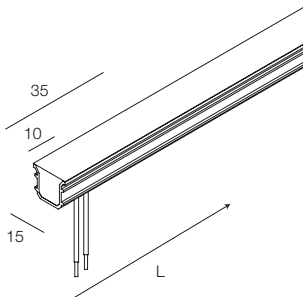
	L (mm)	Euro CHF
105427.96	2000	62,00



NEW STRIP LED FLEX

Tubo LED IP65 in silicone flessibile ecologico, da abbinare esclusivamente a PROFILED FLEX, sezionabile ogni ca. 35mm. Cavo di alimentazione L.150mm incluso, su entrambe le estremità della bobina. In caso di taglio è necessario il ripristino della protezione IP ad opera dell'installatore. Dispositivo per installazione da interno. Non esporre a intemperie o luce solare diretta. Alimentazione elettronica o dimmerabile 24V, da ordinare a parte. Vedere sezione GESTIONE LUCE per sistemi di controllo strip LED 24V.

IP65 LED tube made of eco-friendly flexible silicone, designed to be used exclusively with PROFILED FLEX, and can be cut approximately every 35 mm. A 150 mm power cable is included on both ends of the reel. If cut, IP protection must be restored by the installer. For indoor installation only. Do not expose to weather conditions or direct sunlight. Electronic or dimmable 24V driver to be ordered separately. Refer to the LIGHT MANAGEMENT section for 24V LED strip control systems.



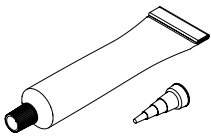
STRIP LED FLEX 12W/m
Sezionabile ogni 35mm

STRIP LED FLEX 12W/m
Cutttable every 35mm

			lm/m	L (mm)	IP	CRI	Euro CHF
1009A2.99	3000K	12W/m	952	2040	65	80	124,50
1009A3.99	4000K	12W/m	991	2040	65	80	124,50
1009A4.99	3000K	12W/m	952	5100	65	80	303,75
1009A5.99	4000K	12W/m	991	5100	65	80	303,75

STRIP LED FLEX

ACCESSORI ACCESSORIES



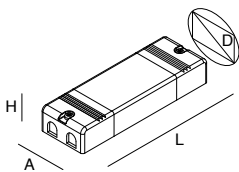
SIGILLANTE SILICONICO
Tubo da 60 ml di silicone neutro trasparente resistente UV

SILICONE SEALANT
60 ml tube of UV resistant transparent neutral silicone

100966.99

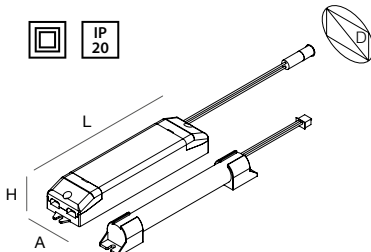
Euro | CHF

15,00



ALIMENTATORI 24Vdc
Pag. 524, 525 e 526
Vedere sezione GESTIONE LUCE per sistemi di controllo.

DRIVERS 24Vdc
Pag. 524, 525 and 526
See section LIGHT MANAGEMENT for control systems.

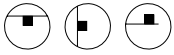


KIT DI EMERGENZA
da installare sul controsoffitto
a lato del prodotto.
Carico minimo 5W,
carico massimo 25W.

EMERGENCY KIT
to place on the false ceiling
next to the fixture.
Minimum power 5W,
maximum power 25W.

	TIME	CHARGE	A (mm)	D (mm)	H (mm)	L (mm)	Euro CHF
18004.99	1h	12h	38	44	25	164	108,75
18005.99	3h	12h	38	44	25	164	108,75
Flusso in emergenza Emergency flux		1h (25W)		3h (25W)			
STRIP LED		17%		7%			

PROFILED H9



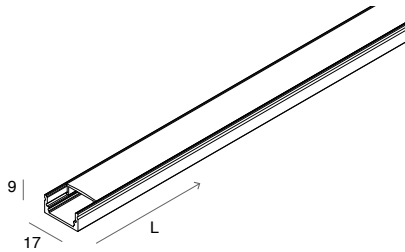
Profilo dissipante per Strip LED in lega di alluminio anodizzato naturale o verniciata bianca, testate di chiusura in polimero termoplastico, schermo diffusore ad inserimento a scatto in PMMA trasparente o opale.
Schermo diffusore, testate di chiusura e n°4 staffe di fissaggio inclusi.
Strip LED e alimentatore 24Vdc da ordinare a parte.

Non esporre a intemperie o luce solare diretta e non inserire in materiale isolante.

Dissipating profile for Strip LED made of anodized aluminium alloy, natural finish or white powder coated, end caps made of thermoplastic polymer, screen made of transparent or opal finish PMMA.

Diffuser, end caps and n°4 fixing brackets included.
Strip LED and driver 24Vdc to be ordered separately.

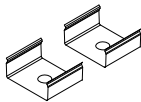
Do not expose to bad weather or direct sunlight and do not insert into insulating material.



	<input type="checkbox"/>	<input type="checkbox"/>	L (mm)	Diffuser	Euro CHF	<input type="checkbox"/>	Euro CHF
15201._ _	01	96	2000	Opale / Opal	20,75		18,25
15202._ _	01	96	2000	Traspar. / Transp.	20,75		18,25

PROFILED H9

ACCESSORI ACCESSORIES



STAFFE DI FISSAGGIO (2 pz.)
Da prevedere in caso di utilizzo di sezioni di profilo tagliate in opera.

FIXING BRACKETS (2 pcs)
To be used for sections of profile cut on site.

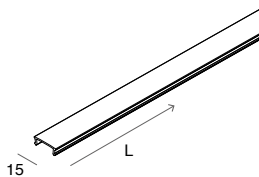
				Euro CHF
15213.99			Acciaio / Steel	2,00
15213.00			Trasparente / Transparent	2,50



TESTATE DI CHIUSURA (2 pz.)
Da prevedere in caso di utilizzo di sezioni di profilo tagliate in opera.

END CAPS (2pcs)
To be used for sections of profile cut on site.

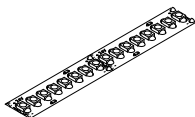
CODE	<input type="checkbox"/>	<input type="checkbox"/>		Euro CHF	<input type="checkbox"/>	Euro CHF
15206._ _	01	99		2,50		2,00



SCHERMO OPALE 6 m
opzionale
Consigliato per installazioni in fila continua

OPAL SCREEN 6 m
optional
Recommended for continuous line installations

		L (mm)		Euro CHF
1018A3.99		6000	Opale / Opal	35,25

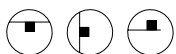


STRIP LED Pag. 520

Per ottenere uniformità di luminanza nelle installazioni con schermo a vista, utilizzare strip LED 19,2W/m, 22W/m, 8,8W/m (24Vdc), o 17W/m (48Vdc).

To achieve luminance uniformity when installed with clearly visible diffusers, the strip LED to be used is 19,2W/m, 22W/m, 8,8W/m (24Vdc), or 17W/m (48Vdc).

PROFILED H16



Profilo dissipante per Strip LED in lega di alluminio anodizzata naturale, testate di chiusura in polimero termoplastico, schermo diffusore ad inserimento a scatto in PMMA opale.

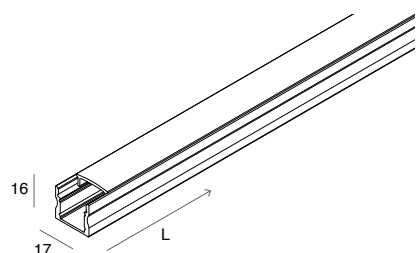
Schermo diffusore, testate di chiusura e n°4 staffe di fissaggio inclusi. Strip LED e alimentatore 24Vdc da ordinare a parte.

Non esporre a intemperie o luce solare diretta e non inserire in materiale isolante.

Dissipating profile for Strip LED made of anodized aluminium alloy natural finish, end caps made of thermoplastic polymer, screen made of opal finish PMMA.

Diffuser, end caps and n°4 fixing brackets included. Strip LED and driver 24Vdc to be ordered separately.

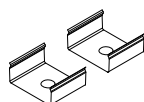
Do not expose to bad weather or direct sunlight and do not insert into insulating material.



	L (mm)	Diffuser	Euro CHF
16301.96	2000	Opale / Opal	26,25

PROFILED H16

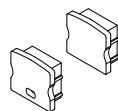
ACCESSORI ACCESSORIES



STAFFE DI FISSAGGIO (2 pz.)
Da prevedere in caso di utilizzo di sezioni di profilo tagliate in opera.

FIXING BRACKETS (2 pcs)
To be used for sections of profile cut on site.

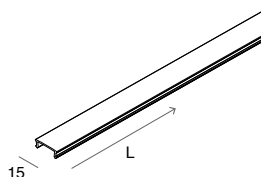
		Euro CHF
15213.99	Acciaio / Steel	2,00
15213.00	Trasparente / Transparent	2,50



TESTATE DI CHIUSURA (2 pz.)
Da prevedere in caso di utilizzo di sezioni di profilo tagliate in opera.

END CAPS (2 pcs)
To be used for sections of profile cut on site.

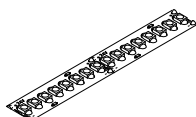
		Euro CHF
16302.99		2,00



SCHERMO OPALE 6 m
opzionale
Consigliato per installazioni in fila continua

OPAL SCREEN 6 m
optional
Recommended for continuous line installations

	L (mm)	Euro CHF
1018A3.99	6000	Opale / Opal 35,25

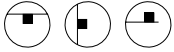


STRIP LED Pag. 520

Per ottenere uniformità di luminanza nelle installazioni con schermo a vista, utilizzare strip LED 19,2W/m, 22W/m, 8,8W/m (24Vdc), o 17W/m (48Vdc).

To achieve luminance uniformity when installed with clearly visible diffusers, the strip LED to be used is 19,2W/m, 22W/m, 8,8W/m (24Vdc), or 17W/m (48Vdc).

PROFILED MACRO



Profilo dissipante per Strip LED doppia pista 25W/m, in lega di alluminio anodizzato naturale o verniciata bianca, testate di chiusura in polimero termoplastico, schermo diffusore ad inserimento a scatto in PC opale.

Schermo diffusore, testate di chiusura e 4 staffe di fissaggio inclusi.

Strip LED e alimentatore 24Vdc da ordinare a parte.

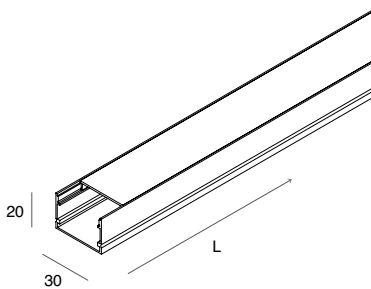
Non esporre a intemperie o luce solare diretta e non inserire in materiale isolante.

Dissipating profile for Strip LED double lane 25W/m, made of anodized aluminium alloy, natural finish or white powder coated, end caps made of thermoplastic polymer, screen made of opal finish PC.

Diffuser, end caps and 4 fixing brackets included.

Strip LED and driver 24Vdc to be ordered separately.

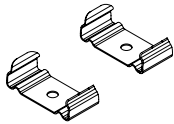
Do not expose to bad weather or direct sunlight and do not insert into insulating material.



		L (mm)	Diffuser	Euro CHF	Euro CHF
105420.	01	96	2000	Opale / Opal	36,25 33,75

PROFILED MACRO

ACCESSORI ACCESSORIES



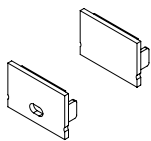
STAFFE DI FISSAGGIO (2 pz)

Da prevedere in caso di utilizzo di sezioni di profilo tagliate in opera.

				Euro CHF
105422.99			Acciaio / Steel	2,50

FIXING BRACKETS (2 pcs)

To be used for sections of profile cut on site.



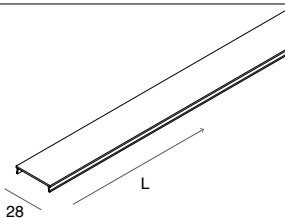
TESTATE DI CHIUSURA (2 pz)

Da prevedere in caso di utilizzo di sezioni di profilo tagliate in opera.

		L (mm)	Diffuser	Euro CHF	Euro CHF
105421.	01	99	2000	Opale / Opal	3,25 2,50

END CAPS (2 pcs)

To be used for sections of profile cut on site.



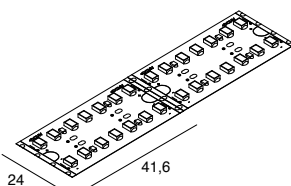
SCHERMO OPALE 6 m

opzionale
Consigliato per installazioni in fila continua

		L (mm)		Euro CHF
105423.99		6000	Opale / Opal	32,50

OPAL SCREEN 6 m

optional
Recommended for continuous line installations



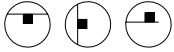
SMD 2835 (336 LED/m)
Biadesivo - sezionabile ogni 41,6 mm (14 LED)
Per profilo L-33 e Profiled MACRO
Biadesive - cuttable every 41,6 mm (14 LED)
Suitable for L-33 profile and Profiled MACRO

STRIP LED DOPPIA PISTA 25W/m

STRIP LED DOUBLE LANE 25W/m

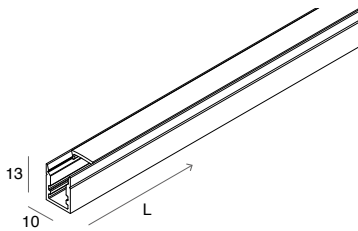
	L (mm)		lm/m	IP	CRI	Euro CHF
100916.99	5000	2700K	2926	20	90	132,00
100917.99	5000	3000K	2670	20	90	132,00
100918.99	5000	4000K	3000	20	90	132,00
100925.99	5000	2700K	2802	65	90	182,00
100926.99	5000	3000K	2902	65	90	182,00
100927.99	5000	4000K	3208	65	90	182,00

PROFILED MICRO



Profilo dissipante per Strip LED in lega di alluminio anodizzata naturale, testate di chiusura in polimero termoplastico, schermo diffusore ad inserimento a scatto in PMMA opale.
 Schermo diffusore, testate di chiusura e n°4 staffe di fissaggio inclusi.
 Strip LED e alimentatore 24Vdc da ordinare a parte.
 Non esporre a intemperie o luce solare diretta e non inserire in materiale isolante.

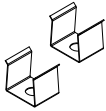
Dissipating profile for Strip LED made of anodized aluminium alloy natural finish, end caps made of thermoplastic polymer, screen made of opal finish PMMA.
 Diffuser, end caps and n°4 fixing brackets included.
 Strip LED and driver 24Vdc to be ordered separately.
 Do not expose to bad weather or direct sunlight and do not insert into insulating material.



	L (mm)	Diffuser	Euro CHF
105411.96	2000	Opale / Opal	18,75

PROFILED MICRO

ACCESSORI ACCESSORIES



STAFFE DI FISSAGGIO (2 pz.)
 Da prevedere in caso di utilizzo di sezioni di profilo tagliate in opera.

FIXING BRACKETS (2 pcs)
 To be used for sections of profile cut on site.

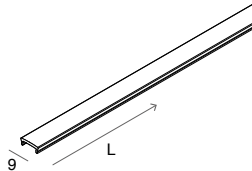
		Euro CHF
105413.99	Acciaio / Steel	2,00



TESTATE DI CHIUSURA (2 pz.)
 Da prevedere in caso di utilizzo di sezioni di profilo tagliate in opera.

END CAPS (2pcs)
 To be used for sections of profile cut on site.

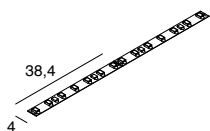
		Euro CHF
105412.99	Grigio chiaro / Light grey	2,00



SCHERMO OPALE 6 m
 opzionale
 Consigliato per installazioni in fila continua

OPAL SCREEN 6 m
 optional
 Recommended for continuous line installations

	L (mm)		Euro CHF
1018A2.99	6000	Opale / Opal	31,75

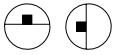


SMD 2216 (182 LED/m)
 Biadesivo - sezionabile ogni 38,4 mm (7 LED)
 Biadhesive - cuttable every 38,4 mm (7 LED)

STRIP LED 4mm
 11,5W/m

	L (mm)	lm/m	IP	CRI	Euro CHF
100913.99	5000 2700K	1100	20	90	71,25
100914.99	5000 3000K	1014	20	90	71,25
100915.99	5000 4000K	1154	20	90	71,25
100928.99	5000 2700K	1016	65	90	85,00
100929.99	5000 3000K	1038	65	90	85,00
100930.99	5000 4000K	1124	65	90	85,00

PROFILED INCASSO H12



Profilo dissipante per Strip LED in lega di alluminio anodizzata naturale o verniciata bianca, testate di chiusura in polimero termoplastico, schermo diffusore ad inserimento a scatto in PMMA opale.

Schermo diffusore, testate di chiusura e n°2 molle di fissaggio scorrevoli sul profilo inclusi, Strip LED e alimentatore 24Vdc da ordinare a parte. Idoneo per controsoffitto di spessore max. 15 mm.

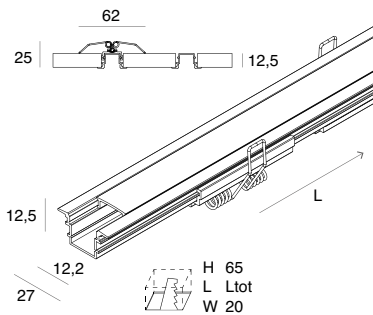
Non esporre a intemperie o luce solare diretta e non inserire in materiale isolante.

Dissipating profile for Strip LED made of anodized aluminium alloy, natural finish or white powder coated, end caps made of thermoplastic polymer, screen made of opal finish PMMA.

Diffuser, end caps and n°2 sliding fixing springs included.

Strip LED and driver 24Vdc to be ordered separately. Suitable for ceiling thickness max. 15 mm.

Do not expose to bad weather or direct sunlight and do not insert into insulating material.



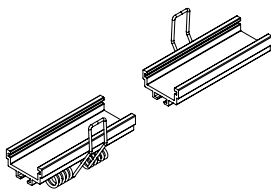
PROFONDITÀ DEL PROFILO PARI ALLO SPESSORE DEL CARTONGESSO DA 12,5 mm CHE CONSENTE IL MONTAGGIO SENZA INTERVENIRE SULLA STRUTTURA PORTANTE DEL CONTROSOFFITTO.

THE DEPTH OF THE PROFILE IS EQUAL TO THE THICKNESS OF THE 12.5 mm PLASTERBOARD ALLOWING INSTALLATION WITHOUT AFFECTING THE SUPPORTING STRUCTURE OF THE SUSPENDED CEILING.

	<input type="checkbox"/>	<input type="checkbox"/>	L (mm)	Diffuser	Euro CHF	<input type="checkbox"/>	Euro CHF
105415 ._.	<input type="checkbox"/>	<input type="checkbox"/>	01 96 2000	Opale / Opal	28,75	<input type="checkbox"/>	26,25

PROFILED INCASSO H12

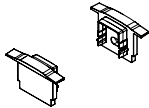
ACCESSORI ACCESSORIES



MOLLE DI FISSAGGIO (2 pz.)
Da prevedere in caso di utilizzo di sezioni di profilo tagliate in opera.

FIXING SPRINGS (2 pcs)
To be used for sections of profile cut on site.

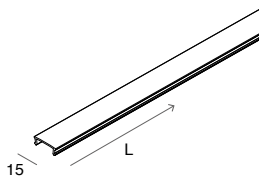
				Euro CHF
105419.99			Acciaio / Steel	7,50



TESTATE DI CHIUSURA (2 pz.)
Da prevedere in caso di utilizzo di sezioni di profilo tagliate in opera.

END CAPS (2 pcs)
To be used for sections of profile cut on site.

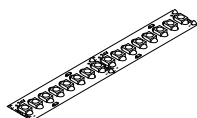
	<input type="checkbox"/>	<input type="checkbox"/>		Euro CHF	<input type="checkbox"/>	Euro CHF
105417 ._.	<input type="checkbox"/>	<input type="checkbox"/>	01 99	2,50	<input type="checkbox"/>	2,00



SCHERMO OPALE 6 m
opzionale
Consigliato per installazioni in fila continua

OPAL SCREEN 6 m
optional
Recommended for continuous line installations

		L (mm)		Euro CHF
1018A3.99		6000	Opale / Opal	35,25



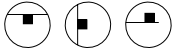
STRIP LED

Pag. 520

Per ottenere uniformità di luminanza nelle installazioni con schermo a vista, utilizzare strip LED 19,2W/m, 22W/m, 8,8W/m (24Vdc), o 17W/m (48Vdc).

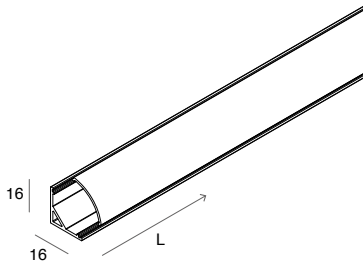
To achieve luminance uniformity when installed with clearly visible diffusers, the strip LED to be used is 19,2W/m, 22W/m, 8,8W/m (24Vdc), or 17W/m (48Vdc).

PROFILED ANGOLARE



Profilo dissipante per Strip LED in lega di alluminio anodizzata naturale o verniciata bianca, testate di chiusura in polimero termoplastico, schermo diffusore ad inserimento a scatto in PMMA opale. Schermo diffusore, testate di chiusura e n°4 staffe di fissaggio inclusi. Strip LED e alimentatore 24Vdc da ordinare a parte. Non esporre a intemperie o luce solare diretta e non inserire in materiale isolante.

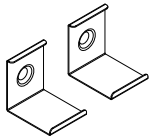
Dissipating profile for Strip LED made of anodized aluminium alloy natural finish or white powder coated, end caps made of thermoplastic polymer, screen made of opal finish PMMA. Diffuser, end caps and n°4 fixing brackets included. Strip LED and driver 24Vdc to be ordered separately. Do not expose to bad weather or direct sunlight and do not insert into insulating material.



	<input type="checkbox"/>	<input type="checkbox"/>	L (mm)	Diffuser	Euro CHF	<input type="checkbox"/>	Euro CHF
105408._ _	01	96	2000	Opale / Opal	22,50		20,00

PROFILED ANGOLARE

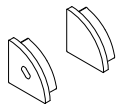
ACCESSORI ACCESSORIES



STAFFE DI FISSAGGIO (2 pz.)
Da prevedere in caso di utilizzo di sezioni di profilo tagliate in opera.

FIXING BRACKETS (2 pcs)
To be used for sections of profile cut on site.

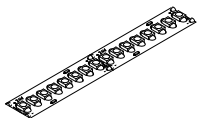
				Euro CHF
105410.99			Acciaio / Steel	2,00



TESTATE DI CHIUSURA (2 pz.)
Da prevedere in caso di utilizzo di sezioni di profilo tagliate in opera.

END CAPS (2pcs)
To be used for sections of profile cut on site.

	<input type="checkbox"/>	<input type="checkbox"/>		Euro CHF	<input type="checkbox"/>	Euro CHF
105409._ _	01	99		2,50		2,00

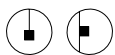


STRIP LED Pag. 520

Per ottenere uniformità di luminanza nelle installazioni con schermo a vista, utilizzare strip LED 19,2W/m, 22W/m, 8,8W/m (24Vdc), o 17W/m (48Vdc).

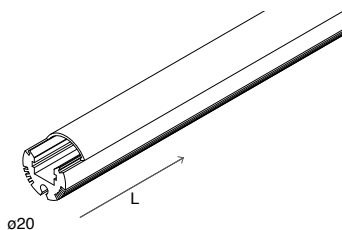
To achieve luminance uniformity when installed with clearly visible diffusers, the strip LED to be used is 19,2W/m, 22W/m, 8,8W/m (24Vdc), or 17W/m (48Vdc).


PROFILED TONDO



Profilo dissipante per Strip LED in lega di alluminio verniciata bianca, testate di chiusura in polimero termoplastico, schermo diffusore ad inserimento a scatto in PMMA opale. Schermo diffusore e testate di chiusura inclusi.
Kit di sospensione, staffe per installazione a parete, strip LED e alimentatore 24Vdc da ordinare a parte.
Non esporre a intemperie o luce solare diretta e non inserire in materiale isolante.

Dissipating profile for Strip LED made of white powder coated aluminium alloy, end caps made of thermoplastic polymer, screen made of opal finish PMMA. Diffuser and end caps included.
Suspension kit, wall brackets, strip LED and driver 24Vdc to be ordered separately.
Do not expose to bad weather or direct sunlight and do not insert into insulating material.

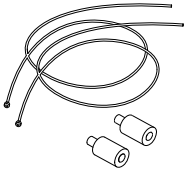


	L (mm)	Diffuser	Euro CHF
105401.01	2000	Opale / Opal	43,25



PROFILED TONDO

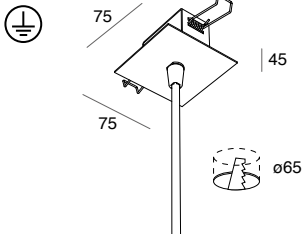
ACCESSORI ACCESSORIES



KIT SOSPENSIONE
Cavi in acciaio L 2000 mm
con terminale in ottone cromato.

	L (mm)	Euro CHF
105403.99	2000	17,50

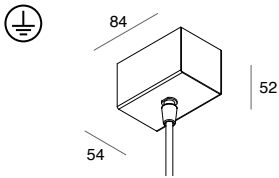
SUSPENSION KIT
Steel cables L 2000 mm
with tile pipes made of chromed brass.



KIT DI ALIMENTAZIONE
PER SOSPENSIONE
rosone ad incasso in controsoffitto
di spessore da 5 a 15 mm.
Cavo con guaina bianca.

	L (mm)	Cavo / Cable (mm ²)	Euro CHF
103319.01	1200	3x0,75	41,00

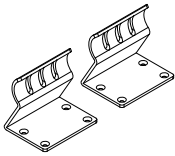
POWER SUPPLY FOR SUSPENSION
recessed ceiling mounted canopy
for thickness from 5 up to 15 mm.
Cable with white sheath.



KIT DI ALIMENTAZIONE
PER SOSPENSIONE
rosone a plafone.
Cavo con guaina bianca.

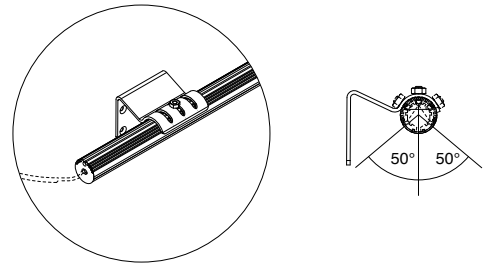
	L (mm)	Cavo / Cable (mm ²)	Euro CHF
103320.01	1200	3x0,75	41,00

POWER SUPPLY
FOR SUSPENSION
ceiling mounted canopy.
Cable with white sheath.



STAFFE PARETE (2 pz.)
WALL BRACKETS (2 pcs)

		Euro CHF
105402.01		12,50



GIUNTO LINEARE (1 pz.)
LINEAR JUNCTION (1 pc)

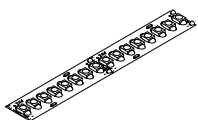
		Euro CHF
105414.99		8,75



TESTATE DI CHIUSURA (2 pz.)
Da prevedere in caso di utilizzo
di sezioni di profilo tagliate in opera.

		Euro CHF
105404.01		2,50

END CAPS (2 pcs)
To be used for sections
of profile cut on site.



STRIP LED

Pag. 520

Per ottenere uniformità di luminanza nelle installazioni con schermo a vista, utilizzare strip LED 19,2W/m, 22W/m, 8,8W/m (24Vdc), o 17W/m (48Vdc).

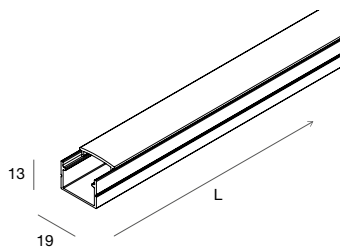
To achieve luminance uniformity when installed with clearly visible diffusers, the strip LED to be used is 19,2W/m, 22W/m, 8,8W/m (24Vdc), or 17W/m (48Vdc).

PROFILED 230



Profilo in alluminio idoneo per la dissipazione della Strip LED Novalux alimentata direttamente a 230V, provvisto di staffette per il fissaggio su superficie e tagliabile su misura. Questa soluzione illuminotecnica garantisce una perfetta uniformità di luminanza della strip LED.

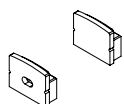
Aluminium profile suitable for dissipation of Novalux LED Strip powered directly at 230V, equipped with brackets for surface mounting and cut to size. This lighting solution ensures perfect luminance uniformity of the LED strip.



	L (mm)	Diffuser	Euro CHF
105424.96	2000	Opale / Opal	19,50

PROFILED 230

ACCESSORI ACCESSORIES



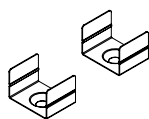
TESTATE DI CHIUSURA (2pz)
Da prevedere in caso di utilizzo di sezioni di profilo tagliate in opera.

105425.99

Euro | CHF

2,50

END CAPS (2pcs)
To be used for sections of profile cut on site.



STAFFE DI FISSAGGIO (2pz)
Da prevedere in caso di utilizzo di sezioni di profilo tagliate in opera.

105426.99

Euro | CHF

2,50

FIXING BRACKETS (2pcs)
To be used for sections of profile cut on site.

STRIP LED 230V

PCB flessibile IP65 per installazione da interno (*) o da esterno, da 5m o 50m, provvisto di tubo in silicone trasparente completo di biadesivo sul lato posteriore. Sorgenti LED CRI \geq 90. Testate terminali IP65 (1 con foro, 1 di chiusura), 1m di cavo H03VV-F 2x0,75 mm² e fusibile di protezione inclusi. Installazione con clips o su apposito profilo in alluminio PROFILED 230 da ordinare separatamente. Funzionamento TRIAC garantito con una regolazione minima non inferiore al 30%.

(*) Per installazione in interno, è necessario l'utilizzo dell'apposito converter, da ordinare separatamente.

Flexible PCB with IP65 protection for indoor (*) or outdoor installation, available in 5m or 50m lengths. Equipped with a transparent silicone tube and adhesive backing on the rear side. LED sources with CRI \geq 90. Includes IP65 terminal caps (1 with a hole, 1 sealed), 1m of H03VV-F 2x0.75 mm² cable, and a protection fuse. Installation can be done using clips or a dedicated aluminum profile PROFILED 230, to be ordered separately. TRIAC operation guaranteed with a minimum dimming level not below 30%.

(*) For indoor installation, the use of a dedicated converter is required, to be ordered separately.



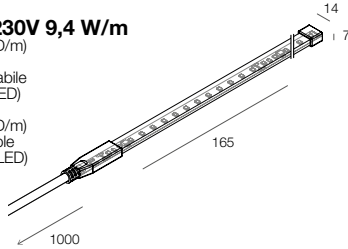
NEW

STRIP LED 230V 9,4 W/m

SMD 2835 (84 LED/m)

Biadesivo - sezionabile
ogni 165mm (14 LED)

SMD 2835 (84 LED/m)
Biadesivo - cuttable
every 165mm (14 LED)



			lm/m	L	IP	CRI	Euro CHF
100986.99	3000K	9,4W/m	1176	5m	65	90	127,50
100987.99	4000K	9,4W/m	1236	5m	65	90	127,50
100988.99	3000K	9,4W/m	1176	50m	65	90	928,75
100989.99	4000K	9,4W/m	1236	50m	65	90	928,75

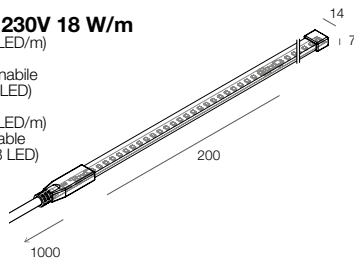
NEW

STRIP LED 230V 18 W/m

SMD 2835 (140 LED/m)

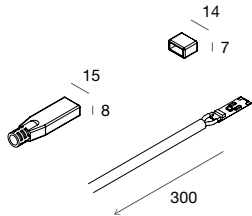
Biadesivo - sezionabile
ogni 200mm (28 LED)

SMD 2835 (140 LED/m)
Biadesivo - cuttable
every 200mm (28 LED)



			lm/m	L (mm)	IP	CRI	Euro CHF
100990.99	3000K	18W/m	2082	5m	65	90	140,75
100991.99	4000K	18W/m	2178	5m	65	90	140,75
100992.99	3000K	18W/m	2082	50m	65	90	1.074,50
100993.99	4000K	18W/m	2178	50m	65	90	1.074,50

STRIP LED 230V ACCESSORI ACCESSORIES



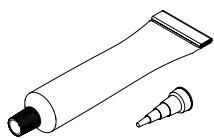
KIT PER RIPRISTINO PROTEZIONE IP65

N°2 testate terminali (1 con foro, 1 di chiusura),
fusibile e cavo 2x0,75 mm² L= 300 mm.
Da prevedere in caso di utilizzo di sezione di strip LED tagliata in opera.
Sigillante siliconico obbligatorio da ordinare a parte.

	Euro CHF
100965.99	15,00

IP65 PROTECTION RESTORATION KIT

N°2 end caps (1 with hole, 1 locking), fuse and cable 2x0,75 mm²
L= 300 mm. To be provided in case of use of LED strip section cut in
place. Mandatory silicone sealant to be ordered separately.



SIGILLANTE SILICONICO

Tubo da 60 ml di silicone neutro trasparente resistente UV

	Euro CHF
100966.99	15,00

SILICONE SEALANT

60 ml tube of UV resistant transparent neutral silicone



KIT DI INSTALLAZIONE

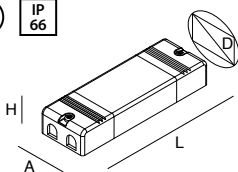
N° 10 clips siliconiche + n°20 viti
Idoneo per 5m di StripLED 230V
Da utilizzare in alternativa al Profiled 230

	Euro CHF
100964.99	3,25

INSTALLATION KIT

N° 10 silicone clips + n° 20 screws
Suitable for 5m StripLED 230V
To be used as an alternative to the Profiled 230

NEW



CONVERTER AC/DC 230V

Dimmerabile TRIAC. Utilizzo obbligatorio per
installazione in interno. Riduce lo sfarfallio/
effetto stroboscopico delle sorgenti, entro i
parametri SVM \leq 0,4 e Pst LM \leq 1, come da
direttiva Ecodesign 2009/125/CE.

	A (mm)	D (mm)	H (mm)	L (mm)	Euro CHF	
101347.99	150W	78	82	25	200	176,25

CONVERTER AC/DC 230V

Dimmable TRIAC. Mandatory use for indoor
installation. Reduces flicker/stroboscopic effect
of the light sources, within the parameters
SVM \leq 0,4 and Pst LM \leq 1, in compliance with
the Ecodesign Directive 2009/125/EC.

STRIP LED 24V

LE GARANZIE PRODOTTO SARANNO APPLICABILI, PER RAGIONI DI SICUREZZA E FRUIBILITÀ, SOLO UTILIZZANDO PROFILI DISSIPANTI A CATALOGO ED ALIMENTAZIONI NOVALUX.
THE PRODUCT WARRANTY CONDITIONS WILL APPLY, DUE TO REASONS OF SAFETY AND QUALITY OF USE, ONLY WHEN INSTALLED WITH DISSIPATING PROFILES AND DRIVERS FROM NOVALUX CATALOGUES.

PCB flessibile con biadesivo sul lato posteriore, versioni IP65 con rivestimento in silicone flessibile.
Alimentazione elettronica o dimmerabile 24V, da ordinare a parte. Strip LED da rialimentare ogni 5m. Vedere sezione GESTIONE LUCE per sistemi di controllo STRIP LED. Cavo di alimentazione L.150mm incluso, su entrambe le estremità della bobina.

Versions 24V or 48V are available, mandatory dissipation with aluminium profiles as per the catalogue.
Flexible PCB and double-sided back adhesive, flexible silicon coating for IP65 version.
Electronic or dimmable driver 24V to be ordered separately. LED strips to be re-powered the every 5m.
See section LIGHT MANAGEMENT for other strip LED components. Power supply cable L.150mm included, on both ends of the coil.



STRIP LED 19,2W/m

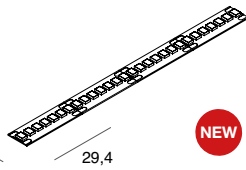
SMD 2835 (238 LED/m)

Biadesivo - sezionabile
ogni 29,4 mm (7 LED)

Strip LED idonea per ottenere
uniformità di luminanza nelle
installazioni con schermo a vista

Bihadesivo - tagliabile
ogni 29,4 mm (7 LED)

Strip LED suitable to achieve
luminance uniformity, when installed
with clearly visible diffusers



NEW

			lm/m	L (mm)	IP	CRI	Euro CHF
100938.99	2700K	19,2W/m	1952	5000	20	90	73,25
100939.99	3000K	19,2W/m	2140	5000	20	90	73,25
100940.99	4000K	19,2W/m	2176	5000	20	90	73,25
100980.99	2700K	19,2W/m	1816	5000	65	90	97,50
100981.99	3000K	19,2W/m	1900	5000	65	90	97,50
100982.99	4000K	19,2W/m	2038	5000	65	90	97,50
100934.99	3000K	19,2W/m	2402	5000	20	80	61,25
100935.99	4000K	19,2W/m	2452	5000	20	80	61,25
100936.99	3000K	19,2W/m	2050	5000	65	80	85,00
100937.99	4000K	19,2W/m	2244	5000	65	80	85,00

STRIP LED 22W/m

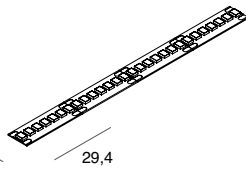
SMD 2835 (238 LED/m)

Biadesivo - sezionabile
ogni 29,4 mm (7 LED)

Strip LED idonea per ottenere
uniformità di luminanza nelle
installazioni con schermo a vista

Bihadesivo - tagliabile
ogni 29,4 mm (7 LED)

Strip LED suitable to achieve
luminance uniformity, when installed
with clearly visible diffusers



			lm/m	L (mm)	IP	CRI	Euro CHF
100941.99	3000K	22W/m	2788	5000	20	80	64,50
100942.99	4000K	22W/m	2804	5000	20	80	64,50
100943.99	3000K	22W/m	2464	5000	65	80	87,50
100944.99	4000K	22W/m	2594	5000	65	80	87,50

STRIP LED 8,8W/m

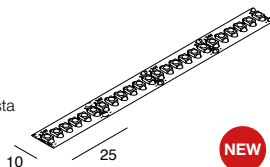
SMD 2835 (240 LED/m)

Biadesivo - sezionabile
ogni 25 mm (6 LED)

Strip LED idonea per ottenere
uniformità di luminanza nelle
installazioni con schermo a vista

Bihadesivo - tagliabile
ogni 25 mm (6 LED)

Strip LED suitable to achieve
luminance uniformity, when installed
with clearly visible diffusers



NEW

			lm/m	L (mm)	IP	CRI	Euro CHF
100922.99	2700K	8,8W/m	902	5000	20	90	75,00
100923.99	3000K	8,8W/m	844	5000	20	90	75,00
100924.99	4000K	8,8W/m	900	5000	20	90	75,00
100983.99	2700K	8,8W/m	750	5000	65	90	102,50
100984.99	3000K	8,8W/m	764	5000	65	90	102,50
100985.99	4000K	8,8W/m	812	5000	65	90	102,50

STRIP LED 8,4W/m

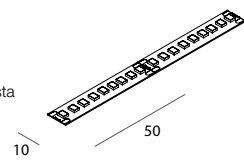
SMD 2835 (180 LED/m)

Biadesivo - sezionabile
ogni 50 mm (9 LED)

Strip LED idonea per ottenere
uniformità di luminanza nelle
installazioni con schermo a vista

Bihadesivo - tagliabile
ogni 50 mm (9 LED)

Strip LED suitable to achieve
luminance uniformity, when installed
with clearly visible diffusers

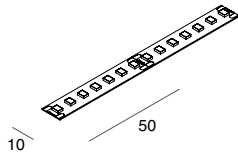


NEW

			lm/m	L (mm)	IP	CRI	Euro CHF
100996.99	2700K	8,4W/m	1350	5000	20	90	93,25
100997.99	3000K	8,4W/m	1350	5000	20	90	93,25
100998.99	4000K	8,4W/m	1468	5000	20	90	93,25
100999.99	2700K	8,4W/m	1260	5000	65	90	112,50
1009A0.99	3000K	8,4W/m	1326	5000	65	90	112,50
1009A1.99	4000K	8,4W/m	1478	5000	65	90	112,50

STRIP LED 14,4W/m

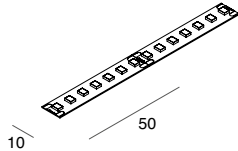
SMD 2835 (140 LED/m)

Biadesivo - sezionabile
ogni 50 mm (7 LED)Bihadesivo - cuttable
every 50 mm (7 LED)

			lm/m	L (mm)	IP	CRI	Euro CHF
100949.99	2700K	14,4W/m	1498	5000	20	90	56,25
100950.99	3000K	14,4W/m	1646	5000	20	90	56,25
100951.99	4000K	14,4W/m	1666	5000	20	90	56,25
100945.99	3000K	14,4W/m	1892	5000	20	80	48,75
100946.99	4000K	14,4W/m	1880	5000	20	80	48,75
100947.99	3000K	14,4W/m	1578	5000	65	80	67,50
100948.99	4000K	14,4W/m	1716	5000	65	80	67,50

STRIP LED 16,5W/m

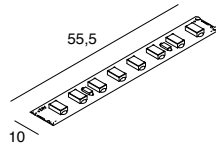
SMD 2835 (140 LED/m)

Biadesivo - sezionabile
ogni 50 mm (7 LED)Bihadesivo - cuttable
every 50 mm (7 LED)

			lm/m	L (mm)	IP	CRI	Euro CHF
100952.99	3000K	16,5W/m	1982	5000	20	80	49,50
100953.99	4000K	16,5W/m	2002	5000	20	80	49,50
100954.99	3000K	16,5W/m	1836	5000	65	80	67,50
100955.99	4000K	16,5W/m	1992	5000	65	80	67,50

STRIP LED 11,5W/m

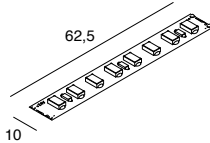
SMD 2835 (126 LED/m)

Biadesivo - sezionabile
ogni 55,5 mm (7 LED)Bihadesivo - cuttable
every 55,5 mm (7 LED)

			lm/m	L (mm)	IP	CRI	Euro CHF
100919.99	2700K	11,5W/m	1206	5000	20	90	47,50
100920.99	3000K	11,5W/m	1218	5000	20	90	47,50
100921.99	4000K	11,5W/m	1278	5000	20	90	47,50

STRIP LED 20,5W/m

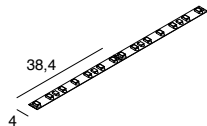
SMD 5730 (112 LED/m)

Biadesivo - sezionabile
ogni 62,5 mm (7 LED)Bihadesivo - cuttable
every 62,5 mm (7 LED)

			lm/m	L (mm)	IP	CRI	Euro CHF
100911.99	3000K	20,5W/m	2812	5000	20	80	93,25
100912.99	4000K	20,5W/m	3064	5000	20	80	93,25

STRIP LED 4mm 11,5W/m

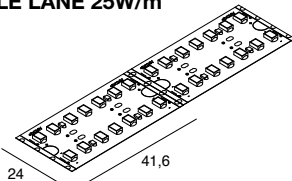
SMD 2216 (182 LED/m)

Biadesivo - sezionabile
ogni 38,4 mm (7 LED)
Per profilo L-09
e Profiled MICROBihadesivo - cuttable
every 38,4 mm (7 LED)
Suitable for L-09 profile
and Profiled MICRO

			lm/m	L (mm)	IP	CRI	Euro CHF
100913.99	2700K	11,5W/m	1100	5000	20	90	71,25
100914.99	3000K	11,5W/m	1014	5000	20	90	71,25
100915.99	4000K	11,5W/m	1154	5000	20	90	71,25
100928.99	2700K	11,5W/m	1016	5000	65	90	85,00
100929.99	3000K	11,5W/m	1038	5000	65	90	85,00
100930.99	4000K	11,5W/m	1124	5000	65	90	85,00

STRIP LED DOPPIA PISTA 25W/m**STRIP LED DOUBLE LANE 25W/m**

SMD 2835 (336 LED/m)

Biadesivo - sezionabile
ogni 41,6 mm (14 LED)
Per profilo L-33
e Profiled MACROBihadesivo - cuttable
every 41,6 mm (14 LED)
Suitable for L-33 profile
and Profiled MACRO

			lm/m	L (mm)	IP	CRI	Euro CHF
100916.99	2700K	25W/m	2926	5000	20	90	132,00
100917.99	3000K	25W/m	2670	5000	20	90	132,00
100918.99	4000K	25W/m	3000	5000	20	90	132,00
100925.99	2700K	25W/m	2802	5000	65	90	182,00
100926.99	3000K	25W/m	2902	5000	65	90	182,00
100927.99	4000K	25W/m	3208	5000	65	90	182,00

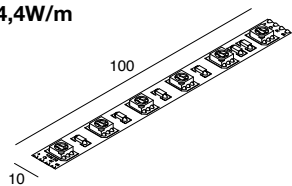
STRIP LED 24V

STRIP LED RGB 14,4W/m

SMD 5050 (60 LED/m)

Biadesivo - sezionabile
ogni 100 mm (6 LED)

Bihadesivo - cuttable
every 100 mm (6 LED)



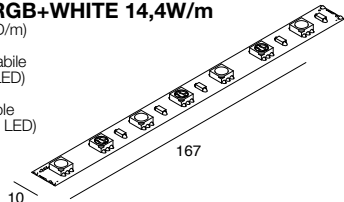
			lm/m	L (mm)	IP	CRI	Euro CHF
102605.99	RGB	14,4W/m	556	5000	20	-	67,00
102606.99	RGB	14,4W/m	540	5000	65	-	75,00

STRIP LED RGB+WHITE 14,4W/m

SMD 5050 (60 LED/m)

Biadesivo - sezionabile
ogni 167 mm (10 LED)

Bihadesivo - cuttable
every 167 mm (10 LED)

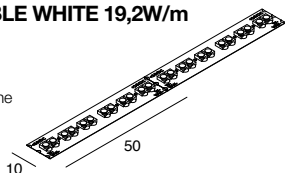


			lm/m	L (mm)	IP	CRI	Euro CHF
102607.99	RGB	7,2W/m	224	5000	20	-	62,50
	White 3000K	7,2W/m	670				

STRIP LED TUNABLE WHITE 19,2W/m

SMD 3528 (240 LED/m)

Biadesivo - sezionabile
ogni 50 mm (12 LED)
Per i componenti di gestione
del bianco dinamico,
vedere la sezione
GESTIONE LUCE



			lm/m	L (mm)	IP	CRI	Euro CHF
102109.99	3000K/5700K	19,2 W/m	1906	5000	20	90	92,00

Bihadesivo - cuttable every
50 mm (12 LED). See section
LIGHT MANAGEMENT for the
tunable white control components

STRIP LED 48V

LE GARANZIE PRODOTTO SARANNO APPLICABILI, PER RAGIONI DI SICUREZZA E FRUIBILITÀ, SOLO UTILIZZANDO PROFILI DISSIPANTI A CATALOGO ED ALIMENTAZIONI NOVALUX.
THE PRODUCT WARRANTY CONDITIONS WILL APPLY, DUE TO REASONS OF SAFETY AND QUALITY OF USE, ONLY WHEN INSTALLED WITH DISSIPATING PROFILES AND DRIVERS FROM NOVALUX CATALOGUES.

PCB flessibile con biadesivo sul lato posteriore. Strip LED da rialimentare ogni 10m. Alimentazione 48V da ordinare a parte. Vedere sezione GESTIONE LUCE per sistemi di controllo strip LED.

Flexible PCB and double-sided back adhesive. LED strips to be repowered the every 10m. 48V driver to be ordered separately. See section LIGHT MANAGEMENT for other strip LED components.

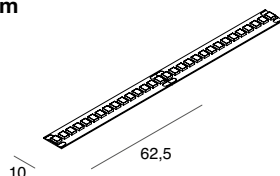


STRIP LED 17W/m

SMD 2835 (240 LED/m)

Biadesivo - sezionabile
ogni 62,5 mm (15 LED)

Bihadesivo - cuttable
every 62,5 mm (15 LED)



			lm/m	L (mm)	IP	CRI	Euro CHF
100931.99	2700K	17W/m	2060	5000	20	90	81,25
100932.99	3000K	17W/m	2096	5000	20	90	81,25
100933.99	4000K	17W/m	2380	5000	20	90	81,25

CONNETTORI PER STRIP LED

CONNECTORS FOR LED STRIP

A perforazione di isolante. Idonei per sole strip LED **IP20**.
Insulation displacement connection. Suitable for **IP20** LED strip only.



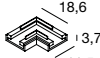
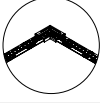
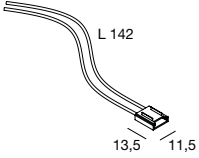
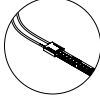
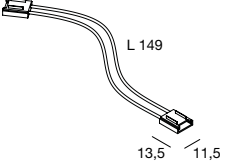



PROFILI COMPATIBILI / COMPATIBLE PROFILES



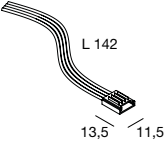
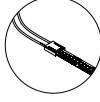
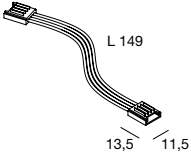
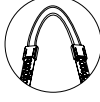
Profiled H9	L-16 EVO / WALL	Recta strip LED
Profiled H16	Side	P-30 strip LED
Profiled H12	A-70	P-25 / P-40
Profiled tondo	V-30 / V-90 / V-180	Profilo Up-Light

CONNETTORI COMPATIBILI CON STRIP LED / CONNECTORS COMPATIBLE WITH LED STRIP


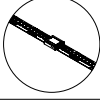
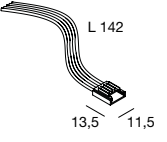
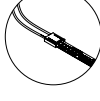
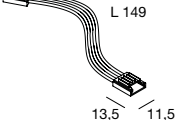
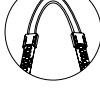
19,2W/m - 22W/m - 8,8W/m - 14,4W/m - 16,5W/m - 11,5W/m (10mm) - 20,5W/m 24V; 17W/m 48V

		CONNETTORE STRIP-STRIP LINEARE (10 pz) STRIP-STRIP LINEAR CONNECTOR (10 pcs)	Euro CHF 100967.99 12,50
		CONNETTORE STRIP-STRIP ANGOLO 90° (10 pz) STRIP-STRIP CORNER 90° CONNECTOR (10 pcs)	Euro CHF 100968.99 28,25
		CONNETTORE CAVO-STRIP (10 pz) Provisto di cavo di alimentazione. WIRE-STRIP CONNECTOR (10 pcs) Equipped with power supply cable .	Euro CHF 100969.99 20,00
		CONNETTORE FLESSIBILE STRIP-STRIP (10 pz) Provisto di 2 connettori e cavo di giunzione. STRIP-STRIP FLEX CONNECTOR (10 pcs) Equipped with 2 connectors and connection cable.	Euro CHF 100970.99 30,00

CONNETTORI COMPATIBILI CON STRIP LED RGB 14,4W/m 24V / CONNECTORS COMPATIBLE WITH LED STRIP RGB 14,4W/m 24V

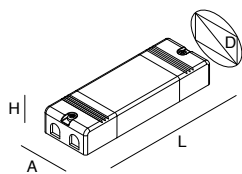
		CONNETTORE STRIP-STRIP LINEARE (10 pz) STRIP-STRIP LINEAR CONNECTOR (10 pcs)	Euro CHF 100974.99 15,00
		CONNETTORE CAVO-STRIP (10 pz) Provisto di cavo di alimentazione. WIRE-STRIP CONNECTOR (10 pcs) Equipped with power supply cable.	Euro CHF 100975.99 25,00
		CONNETTORE FLESSIBILE STRIP-STRIP (10 pz) Provisto di 2 connettori e cavo di giunzione. STRIP-STRIP FLEX CONNECTOR (10 pcs) Equipped with 2 connectors and connection cable.	Euro CHF 100976.99 41,25

CONNETTORI COMPATIBILI CON STRIP LED RGB+WHITE 14,4W/m 24V / CONNECTORS COMPATIBLE WITH LED STRIP RGB+WHITE 14,4W/m 24V

		CONNETTORE STRIP-STRIP LINEARE (10 pz) STRIP-STRIP LINEAR CONNECTOR (10 pcs)	Euro CHF 100977.99 17,00
		CONNETTORE CAVO-STRIP (10 pz) Provisto di cavo di alimentazione. WIRE-STRIP CONNECTOR (10 pcs) Equipped with power supply cable.	Euro CHF 100978.99 28,25
		CONNETTORE FLESSIBILE STRIP-STRIP (10 pz) Provisto di 2 connettori e cavo di giunzione. STRIP-STRIP FLEX CONNECTOR (10 pcs) Equipped with 2 connectors and connection cable.	Euro CHF 100979.99 43,75

ALIMENTATORI 24Vdc PER STRIP LED

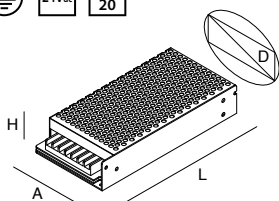
DRIVERS 24Vdc FOR LED STRIP



ALIMENTATORE STABILIZZATO 24Vdc
220-240V 50/60Hz

ELECTRONIC STABILIZED DRIVER 24Vdc
220-240V 50/60Hz

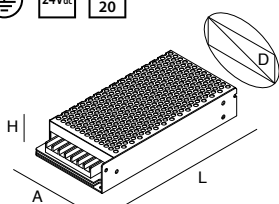
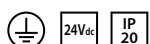
		A (mm)	D (mm)	H (mm)	L (mm)	Euro CHF
101338.99	60W	52	61	30	180	38,75
101327.99	75W	45	55	31	187	36,25
101339.99	120W	40	51	30	300	48,25
101328.99	150W	45	55	31	268	56,25



ALIMENTATORE STABILIZZATO 24Vdc
220-240V 50/60Hz

ELECTRONIC STABILIZED DRIVER 24Vdc
220-240V 50/60Hz

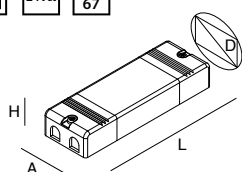
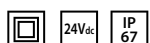
		A (mm)	D (mm)	H (mm)	L (mm)	Euro CHF
18601.99	50W	77	85	35	110	23,75
18602.99	75W	98	106	40	130	30,00
18603.99	100W	98	106	40	130	32,00
18604.99	150W	98	107	42	160	40,00



ALIMENTATORE STABILIZZATO 24Vdc
220-240V 50/60Hz
con dissipazione attiva, completo di ventola.
Non installare in ambienti in cui è richiesto il
massimo silenzio.
Posizionare in vano adeguatamente areato.

ELECTRONIC STABILIZED DRIVER 24Vdc
220-240V 50/60Hz
with active power dissipation, complete with fan.
Do not install in environments that require
complete silence.
Place in well-ventilated compartment.

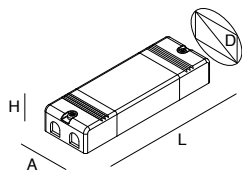
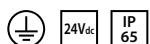
		A (mm)	D (mm)	H (mm)	L (mm)	Euro CHF
E182K1320KK	320W	115	126	50	215	163,25



ALIMENTATORE STABILIZZATO 24Vdc
220-240V 50/60Hz

ELECTRONIC STABILIZED DRIVER 24Vdc
220-240V 50/60Hz

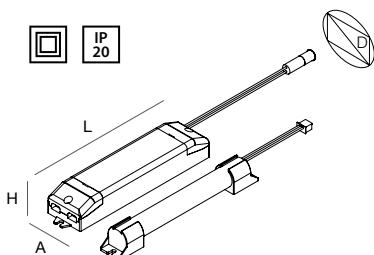
		A (mm)	D (mm)	H (mm)	L (mm)	Euro CHF
101348.99	24W	35	44	26	118	24,50
E182K0060KK	60W	43	54	32	163	40,75
E182K0100KK	100W	52	64	37	190	70,00



ALIMENTATORE STABILIZZATO 24Vdc
220-240V 50/60Hz

ELECTRONIC STABILIZED DRIVER 24Vdc
220-240V 50/60Hz

		A (mm)	D (mm)	H (mm)	L (mm)	Euro CHF
18606.99	240W	71	81	38	240	152,50
18607.99	320W	84	94	42	246	274,50



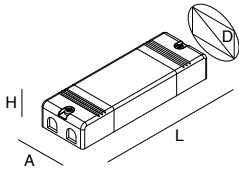
KIT DI EMERGENZA
da installare sul controsoffitto
a lato del prodotto.
Carico minimo 5W,
carico massimo 25W.

EMERGENCY KIT
to place on the false ceiling
next to the fixture.
Minimum power 5W,
maximum power 25W.

	TIME CHARGE	A (mm)	D (mm)	H (mm)	L (mm)	Euro CHF
18004.99	1h 12h	38	44	25	164	108,75
18005.99	3h 12h	38	44	25	164	108,75
Flusso in emergenza Emergency flux	1h (25W) 3h (25W)					
STRIP LED	17%	7%				

ALIMENTATORI DIMMERABILI 24Vdc PER STRIP LED

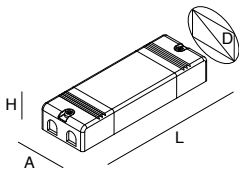
DIMMABLE DRIVERS 24Vdc FOR LED STRIP



ALIMENTATORE ELETTRONICO STABILIZZATO
DIMMERABILE DALI/PUSH 24Vdc
220-240V 50/60Hz

	A (mm)	D (mm)	H (mm)	L (mm)	Euro CHF
101342.99	150W	45	54	30	290 95,00

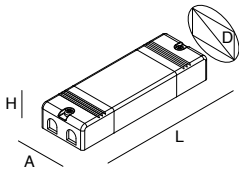
ELECTRONIC STABILIZED DIMMABLE
DRIVER DALI/PUSH 24Vdc
220-240V 50/60Hz



ALIMENTATORE ELETTRONICO STABILIZZATO
DIMMERABILE 4CH DALI DT6/DT8 24Vdc
220-240V 50/60Hz
Gestione DALI/PUSH per Strip LED bianche.
Gestione DALI per Strip LED RGB/RGBW e
Tunable White.

	A (mm)	D (mm)	H (mm)	L (mm)	Euro CHF
101318.99	80W	32	40	22	346 257,50

ELECTRONIC STABILIZED DIMMABLE DRIVER
4CH DALI DT6/DT8 24Vdc 220-240V 50/60Hz
DALI/PUSH for white strip LED.
DALI for RGB/RGBW and Tunable White.



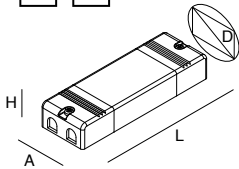
ALIMENTATORE ELETTRONICO STABILIZZATO
DIMMERABILE DALI 2CH DT6/DT8 24Vdc
220-240V 50/60Hz
Gestione DALI/PUSH per strip LED bianche.
Gestione DALI per strip LED Tunable White.

	A (mm)	D (mm)	H (mm)	L (mm)	Euro CHF
101329.99	160W	50	62	35	300 362,00

ELECTRONIC STABILIZED DIMMABLE DRIVER
2CH DALI DT6/DT8 24Vdc 220-240V 50/60Hz
DALI/PUSH for white LED strip.
DALI for Tunable White LED strip.

ALIMENTATORI 48Vdc PER STRIP LED

DRIVERS 48Vdc FOR LED STRIP



ALIMENTATORE STABILIZZATO 48Vdc
220-240V 50/60Hz

	A (mm)	D (mm)	H (mm)	L (mm)	IP	Euro CHF
101344.99	150W	38	49	30	227	20 41,25

ELECTRONIC STABILIZED DRIVER 48Vdc
220-240V 50/60Hz

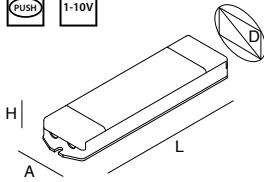
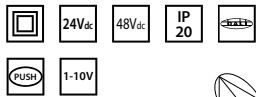
101313.99	320W	90	100	45	252	65 275,75
------------------	------	----	-----	----	-----	-------------

INTERFACCIE DI DIMMERAZIONE 24Vdc / 48Vdc PER STRIP LED

INTERFACES FOR DIMMING 24Vdc / 48Vdc FOR LED STRIP



NEW



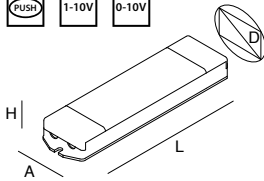
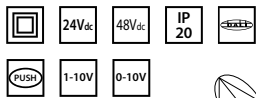
INTERFACCIA DI DIMMERAZIONE 24Vdc/48Vdc
PER STRIP LED

Massimo carico 6Ax1 canale.
Da associare ad un alimentatore 24Vdc/48Vdc.

INTERFACE FOR DIMMING 24Vdc/48Vdc
FOR STRIP LED

Maximum load 6Ax1CH.
To be associated with one driver 24Vdc/48Vdc.

	A (mm)	D (mm)	H (mm)	L (mm)	Euro CHF
101304.99	22	28	20	132	52,50



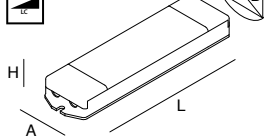
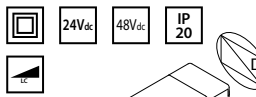
INTERFACCIA DI DIMMERAZIONE 24Vdc/48Vdc
PER STRIP LED

Massimo carico 12Ax1 canale.
Da associare ad un alimentatore 24Vdc/48Vdc.

INTERFACE FOR DIMMING 24Vdc/48Vdc
FOR STRIP LED

Maximum load 12Ax1CH.
To be associated with one driver 24Vdc/48Vdc.

	A (mm)	D (mm)	H (mm)	L (mm)	Euro CHF
105914.99	38	44	25	164	82,50



INTERFACCIA DI DIMMERAZIONE 24Vdc/48Vdc
A TAGLIO DI FASE PER STRIP LED

Massimo carico 10A.
Da associare ad un alimentatore 24Vdc/48Vdc.

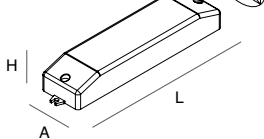
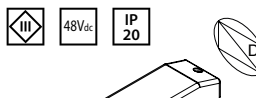
INTERFACE FOR DIMMING 24Vdc/48Vdc
PHASE CUT FOR LED STRIP

Maximum load 10A.
To be associated with one driver 24Vdc/48Vdc.

	A (mm)	D (mm)	H (mm)	L (mm)	Euro CHF
105923.99	36	41	20	140	64,50

OPTOISOLATORE PER BINARI 48Vdc (FORTY8, T-48 MINI, L-16 TRACK)

OPTO-INSULATOR FOR 48Vdc TRACKS (FORTY8, T-48 MINI, L-16 TRACK)



RIPETITORE PER OPTOISOLARE IL BUS DALI IN INGRESSO

Dispositivo obbligatorio nel caso di utilizzo
di CENTRALINA DALI, interfaccia pulsante 18908.99
o DALI repeater 18906.99.

Alimentazione 48Vdc, potenza assorbita 10W.

Corrente max in uscita BUS DALI 250mA.

Corrente DALI in ingresso 4mA in standby.

Protezione contro i picchi di tensione all'ingresso e in uscita.

REPEATER TO OPTO-INSULATE THE DALI BUS INPUT SIGNAL

Mandatory in case of using DALI CONTROL UNIT,
button interface 18908.99 or DALI repeater 18906.99.

Power supply 48Vdc, absorbed power 10W.

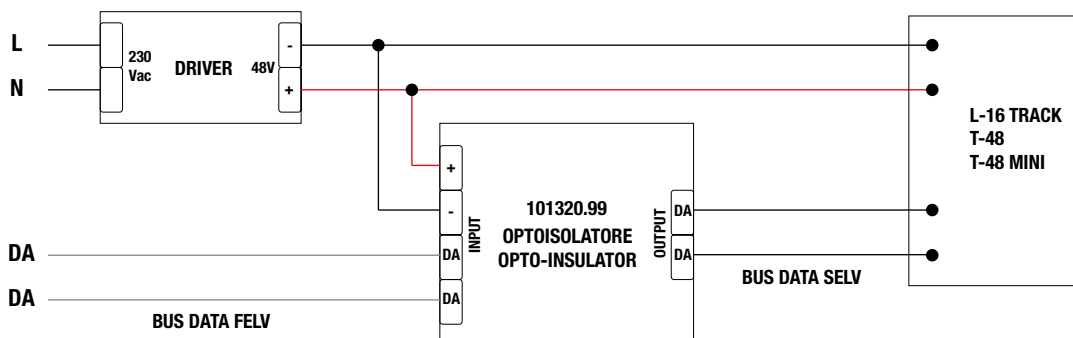
Max current output BUS DALI 250mA.

Input current DALI, 4mA on Standby.

Protection against voltage peaks at input and output.

	A (mm)	D (mm)	H (mm)	L (mm)	Euro CHF
101320.99	42	51	29	180	196,00

Prevederne uno per ogni generatore di segnale DALI
Provide one for each DALI signal generator



GESTIONE LUCE LIGHT MANAGEMENT

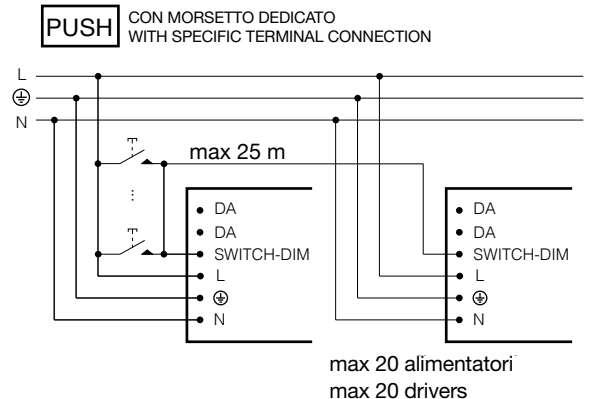
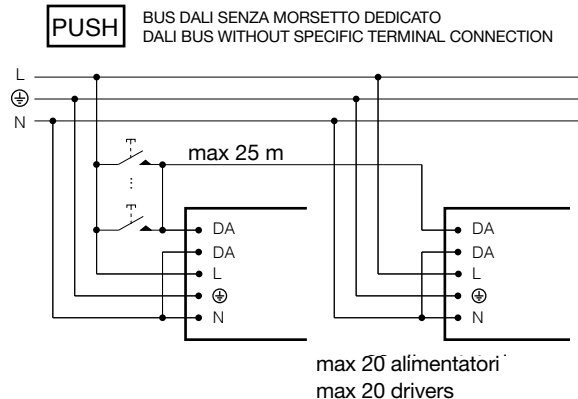
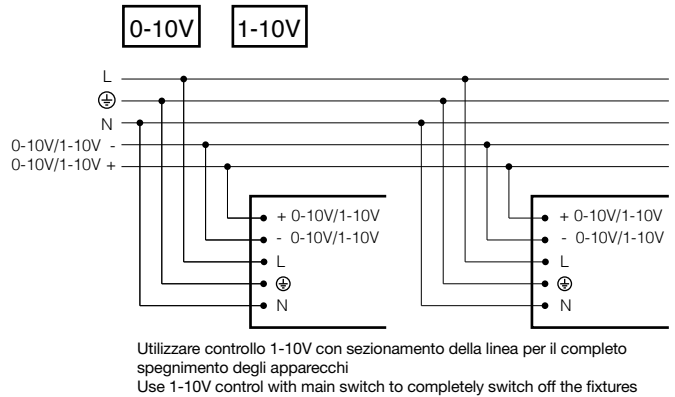
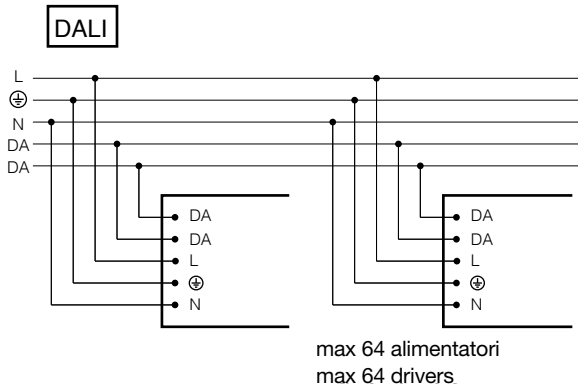
DISPOSITIVI E SISTEMI DI CONTROLLO PER LA GESTIONE E LA DIMMERAZIONE DI APPARECCHI E STRIP LED:

- Schemi di dimmerazione per apparecchi DALI, PUSH, 0-10V e 1-10V..... pag. 527
- Dispositivi per la gestione PUSH DIMM di apparecchi DALI (DALI PCU e DALI Repeater)..... pag. 528
- Interfacce di controllo per binari 48V..... pag. 529
- Sistema di gestione GIADA SYSTEM..... pag. 530
- Sistema di gestione DALI MID..... pag. 533
- Sistema di gestione DALI PROFESSIONAL..... pag. 536
- Sistema di gestione DALI LIGHT IOT..... pag. 538
- Gestione STRIP LED: sistemi di controllo..... pag. 544

CONTROL DEVICES AND SYSTEMS FOR MANAGING AND DIMMING FIXTURES AND STRIP LED:

- Dimming diagrams for DALI, PUSH, 0-10V and 1-10V fixtures..... pag. 527
- Devices for PUSH DIMM management of DALI fixtures (DALI PCU and DALI Repeater)..... pag. 528
- Control interfaces for 48V tracks..... pag. 529
- GIADA SYSTEM control system..... pag. 530
- DALI MID control system..... pag. 533
- DALI PROFESSIONAL control system..... pag. 536
- LIGHT IOT DALI control system..... pag. 538
- STRIP LED management: control systems..... pag. 544

SCHEMI DI DIMMERAZIONE PER APPARECCHI DALI, PUSH, 0-10V E 1-10V DIMMING DIAGRAMS FOR DALI, PUSH, 0-10V AND 1-10V FIXTURES



Vedere istruzioni dell'apparecchio per ulteriori dettagli
See appliance instructions for further details



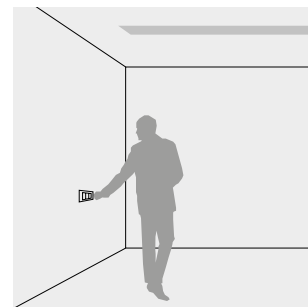
PULSANTE DIGITALE DALI PCU E DALI REPEATER

La tecnologia di dimmerazione digitale DALI offre la possibilità di regolare l'intensità della luce emessa mediante un pulsante normalmente aperto. Questo tipo di controllo gestisce la dimmerazione degli apparecchi fisicamente connessi con un conduttore al pulsante. Il collegamento deve essere realizzato secondo il criterio di raggruppamento desiderato. Il numero di alimentatori controllabili, collegati allo stesso BUS, dipende dalla marca dell'alimentatore.

Completano la funzionalità del controllo attraverso pulsante, l'interfaccia DALI PCU e il DALI REPEATER.

L'interfaccia DALI PCU consente la regolazione ed accensione manuale degli apparecchi DALI tramite un pulsante normalmente aperto. Permette il controllo fino a 25 alimentatori: gli stessi sono controllabili da più punti (n.3 max DALI PCU passive), alimentati direttamente attraverso la linea DALI. È inoltre possibile collegare fino a 4 unità attive in parallelo (fino a 100 alimentatori), sincronizzandole automaticamente.

Il dispositivo DALI REPEATER consente la gestione di un numero maggiore di alimentatori (fino a 64), rispetto all'utilizzo di un pulsante NA e di incrementare le lunghezze dei cavi di collegamento fino a 300 m per ogni DALI REPEATER. Gli alimentatori connessi al DALI REPEATER costituiscono un unico gruppo. DALI REPEATER può gestire 64 alimentatori, oppure altri DALI REPEATER in cascata.



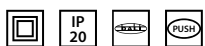
DALI PCU DIGITAL BUTTON AND DALI REPEATER

DALI digital dimming technology allows the adjustment of the light intensity through a NO push button. Such control manages the dimming of the devices physically connected with an electrical conductor to the button. The connection must be made according to the desired grouping criterion. The number of controllable drivers, connected to the same BUS, may vary according to the brand of the power supply.

The functionality of the control by push-button is completed by the DALI PCU interface and the DALI REPEATER.

The DALI PCU interface allows manual adjustment and switching-on of DALI devices using a NO button. It allows the control of up to 25 drivers: they can be controlled from several points (max nos. 3 passive DALI PCU), via a DALI control cable. Nos. 4 interconnectable active devices (up to 100 drivers), connected in parallel, can be synchronized with each other automatically.

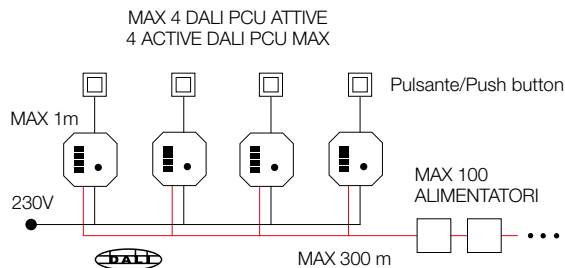
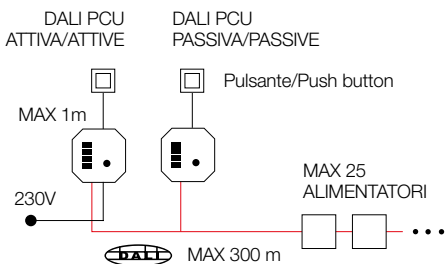
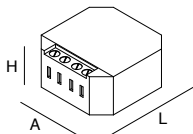
The DALI REPEATER device allows to manage a bigger number of power supplies (up to 64), compared to using a NO button and to increase the lengths of the connection cables up to 300 m for each DALI REPEATER. The power supplies connected to the DALI REPEATER constitute a single group. DALI REPEATER can manage 64 power supplies, or other DALI REPEATERS in a cascade.



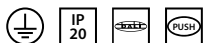
PULSANTE DIGITALE DALI PCU

DALI PCU DIGITAL BUTTON

	A (mm)	H (mm)	L (mm)	Euro CHF
105926.99	48	22	48	174,50



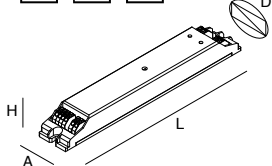
Il secondo punto di controllo (PCU passiva) è alimentato direttamente attraverso la linea DALI.
The second control point (passive PCU) is powered directly through the DALI line.



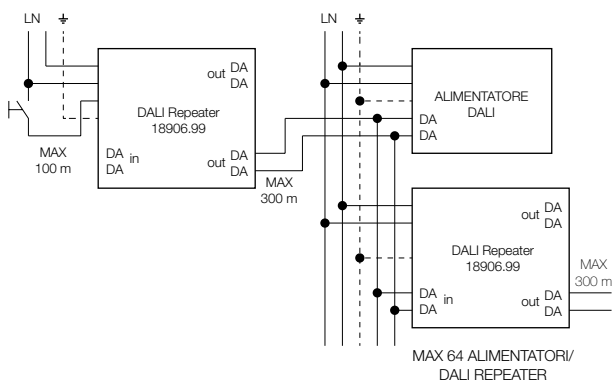
DALI REPEATER
amplificatore per sistema DALI

DALI REPEATER
amplifier for DALI system

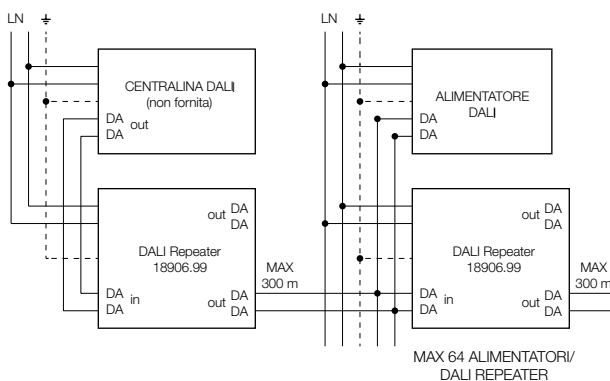
	A (mm)	D (mm)	H (mm)	L (mm)	Euro CHF
18906.99	30	37	21	189	299,25



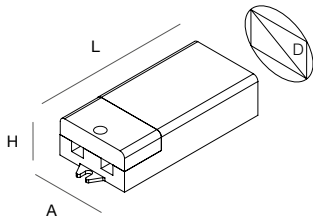
FUNZIONAMENTO IN MODALITA' PUSH / PUSH DIM MODE



FUNZIONAMENTO IN MODALITA' DALI / DALI MODE



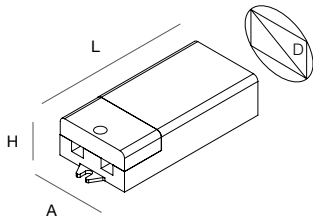
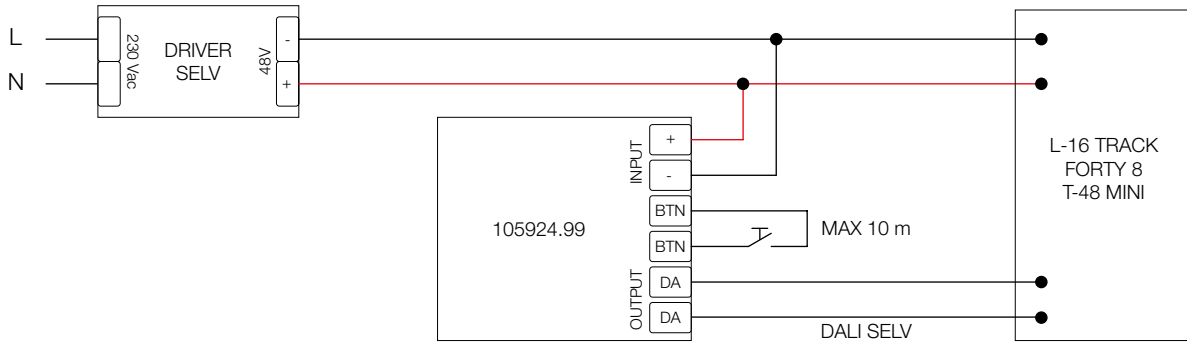
INTERFACCIE DI CONTROLLO PER BINARI 48V CONTROL INTERFACES FOR 48V TRACKS



**INTERFACCIA PUSH DALI
PER BINARI 48V**
Il Controller permette di gestire in broadcast tramite pulsante NA massimo 64 apparecchi DALI su binari FORTY8, T-48 MINI e L-16 TRACK. Potenza assorbita 4W. Alimentatore elettronico 48V SELV da ordinare separatamente.

	A (mm)	D (mm)	H (mm)	L (mm)	Euro CHF
105924.99	44	50	23	105	119,50

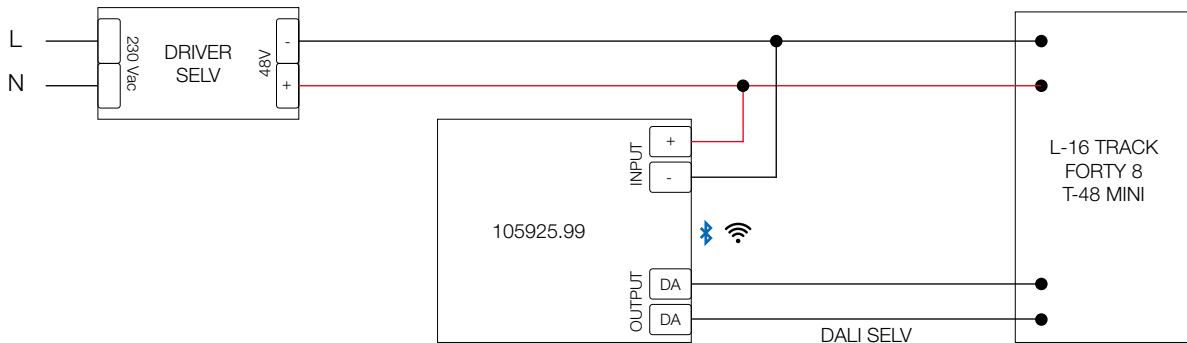
**INTERFACE PUSH DALI
FOR TRACK 48V**
The controller allows to manage in broadcast via N.O. push button max 64 DALI fixtures on tracks FORTY8, T-48 MINI and L-16 TRACK. Power absorbed 4W. Electronic driver 48V SELV to be ordered separately.



**INTERFACCIA CASAMBI/TUYA/ALEXA
PER BINARI 48V**
Il dispositivo controllato da bluetooth e WiFi permette di gestire massimo 64 apparecchi DALI in broadcast oppure massimo 8 apparecchi indirizzabili, su binari FORTY8, T-48 MINI e L-16 TRACK. Il dispositivo può essere controllato sia tramite App CASAMBI sia da App TUYA con comandi vocali ALEXA (dispositivi ALEXA non forniti). Potenza assorbita 10W. Alimentatore elettronico 48V SELV da ordinare separatamente.

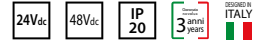
	A (mm)	D (mm)	H (mm)	L (mm)	Euro CHF
105925.99	44	50	23	105	362,50

**INTERFACE CASAMBI/TUYA/ALEXA
FOR TRACK 48V**
The device controlled by bluetooth and WiFi allows to manage up to 64 DALI fixtures in broadcast or maximum 8 fixtures addressable, on tracks FORTY8, T-48 MINI and L-16 TRACK. The fixture can be controlled either via CASAMBI App both from TUYA App with ALEXA voice commands (ALEXA devices are not provided). Power absorbed 4W. Electronic driver 48V SELV to be ordered separately.



GIADA SYSTEM

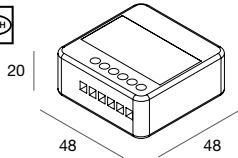
interfacce di controllo per comandi vocali
control interfaces for voice commands



Sistema di domotica lighting in wireless IOT per regolare, comandare e gestire qualsiasi fonte di luce da un dispositivo remoto. E' possibile interfacciare GIADA SYSTEM con Alexa o Google Home per sfruttare il controllo vocale dei dispositivi.

IOT wireless home automation lighting system to adjust, control and manage any light source from a remote device. You can interface GIADA SYSTEM with Alexa or Google Home to take advantage of the device voice control.

NEW



INTERFACCIA PUSH DALI

1 canale DALI
Gestibili max 30 alimentatori DALI in broadcast.
Controllo tramite App o pulsante.

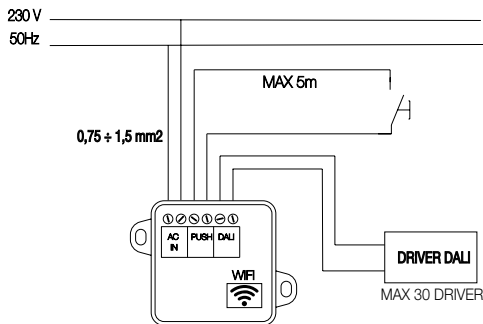
105934.99

Euro | CHF

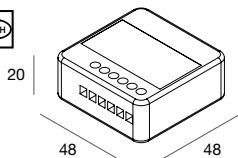
246,50

PUSH DALI INTERFACE

1 DALI channel
Manages up to 30 DALI drivers in broadcast mode.
Control via App or push button.



MODULI PER FARETTI MODULES FOR DOWNLIGHTS



MODULO DIMMERABILE PER APPARECCHI A 350mA

1 canale, in corrente costante.
Controllo mediante app o pulsante.

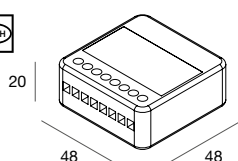
105920.99

Euro | CHF

119,00

DIMMABLE MODULE FOR 350mA FIXTURES

1 channel, at constant current.
Control by app or button.



MODULO DIMMERABILE PER APPARECCHI A 350mA

2 canali, in corrente costante.
Controllo mediante app o pulsante.

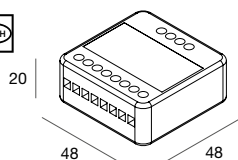
105921.99

Euro | CHF

127,25

DIMMABLE MODULE FOR 350mA FIXTURES

2 channels, at constant current.
Control by app or button.



MODULO DIMMERABILE PER APPARECCHI A 500mA

1 canale, in corrente costante.
Controllo mediante app o pulsante.

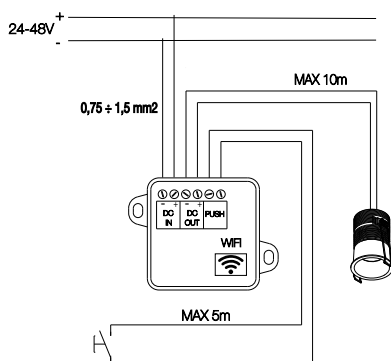
105922.99

Euro | CHF

133,25

DIMMABLE MODULE FOR 500mA FIXTURES

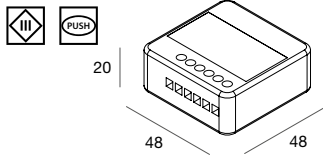
1 channel, at constant current.
Control by app or button.



IMPIEGHI SINGOLI MODULI GIADA SYSTEM PER FARETTI
SINGLE USE GIADA SYSTEM MODULES FOR SPOTLIGHTS

	KONE				WELL		MINI WELL		SLIM		NEW STEP	
	5W	7W	10W	18W	10W	10W	9W	13W	2W			
	24V	48V	24V	48V	24V	48V	24V	48V	24V	48V	24V	48V
105920.99			1	2								
105921.99			2	4								
105922.99	2	4			1	2	1	1	2	2	4	

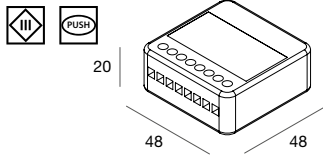
**MODULI PER STRIP LED
MODULES FOR LED STRIPS**



MODULO DIMMERABILE PER STRIP LED BIANCHE
max 6A
1 canale, in tensione costante.
Controllo mediante app o pulsante.

Euro | CHF
105917.99 93,00

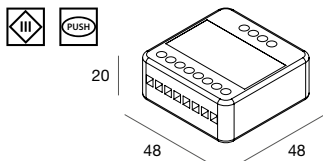
DIMMABLE MODULE FOR WHITE LED STRIP
max 6A
1 channel, at constant voltage.
Control by app or button.



MODULO DIMMERABILE PER STRIP LED TUNABLE WHITE
max 6A totali
2 canali, in tensione costante.
Controllo mediante app o pulsante.

Euro | CHF
105918.99 101,25

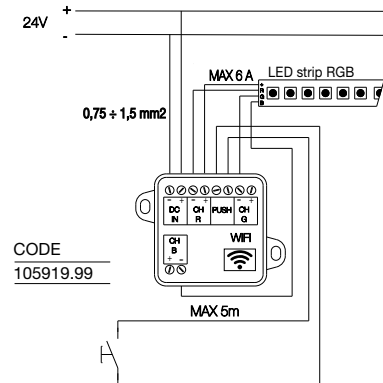
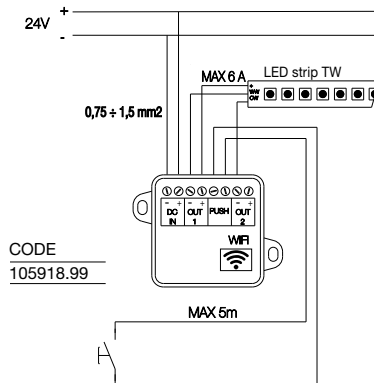
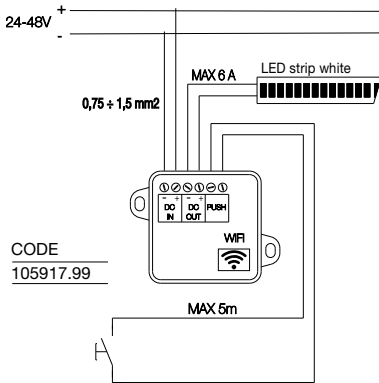
DIMMABLE MODULE FOR TUNABLE WHITE LED STRIP
max 6A total
2 channels, at constant voltage.
Control by app or button.



MODULO DIMMERABILE PER STRIP LED RGB
max 6A totali
3 canali, in tensione costante.
Controllo mediante app o pulsante.

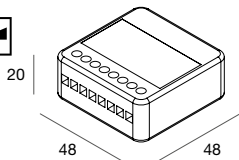
Euro | CHF
105919.99 114,00

DIMMABLE MODULE FOR RGB STRIP LED
max 6A total
3 channels, at constant voltage.
Control by app or button.



**IMPIEGHI SINGOLI MODULI GIADA SYSTEM PER STRIP LED
SINGLE USE GIADA SYSTEM MODULES FOR LED STRIP**

	WHITE		TW	RGB
	24V	48V	24V	24V
105917.99	144W	288W		
105918.99			144W	
105919.99				144W



MODULO DIMMERABILE TAGLIO DI FASE MAX 200W

1 canale, a tensione di rete.
Controllo mediante app o pulsante

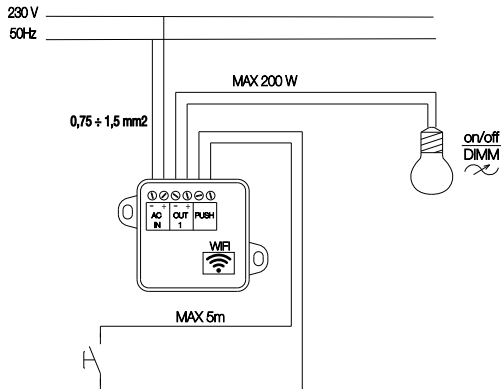
PHASE CUT DIMMABLE MODULE MAX 200W

1 channel, at mains voltage.
Control by app or button.

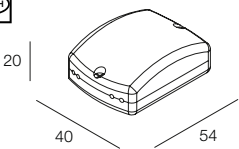
105916.99

Euro | CHF

154,75



NEW



MODULO ACCENSIONE/SPEGNIMENTO GRUPPI

Dispositivo Wifi per il controllo ON/OFF di max 2 gruppi di moduli Giada System tramite 2 pulsanti NA.
Controllo dimmerazione solo tramite App.

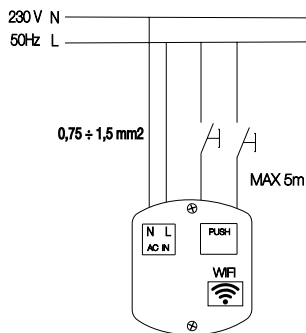
GROUP ON/OFF MODULE

Wi-Fi device for ON/OFF control of up to 2 groups of Giada System modules via 2 NO push buttons.
Dimming control available only via App.

105935.99

Euro | CHF

221,75



La centralina DALI MID (per installazione in scatola sotto traccia) con interfaccia integrata Bluetooth, permette di assegnare singoli indirizzi in un BUS DALI con max 64 driver LED (DALI-1, DALI-2, DALI-DT6, DALI-DT8), tramite smartphone o tablet (compatibile con Android 11/iOS 13 e successivi). Tutte le funzioni di configurazione e di controllo sono gestibili tramite 2 App, scaricabili dal market. Il sistema permette il comando manuale di apparecchi e gruppi d'illuminazione e offre la possibilità di attivare scenari di luce predefiniti. È possibile accendere, spegnere e regolare l'illuminazione e modificare la temperatura del colore (nel caso di alimentatori DALI - DT8 Tunable White) in base alle proprie preferenze. Una parte importante del sistema è la gestione intelligente con sensori. I sensori rilevano la situazione di luce ambiente e presenza e gestiscono automaticamente l'illuminazione in base alle esigenze, con il risultato di un risparmio energetico a lungo termine. I sensori fungono anche da ricevitore IR per il telecomando. Il sistema permette di gestire fino a 16 gruppi d'illuminazione e 16 scenari e di inserire fino ad un massimo di 16 dispositivi in ingresso tra Coupler e Sensori. La corrente di alimentazione fornita alla centralina proviene dalla linea DALI tramite relativo alimentatore del BUS DALI.

L'alimentazione del BUS DALI deve garantire l'alimentazione dei seguenti dispositivi:

Centralina DALI MID (assorbimento 30mA)

Coupler DALI MID (assorbimento 9mA)

Sensore DALI MID (assorbimento 9mA)

Driver LED DALI (assorbimento 2mA per ciascun driver a bordo dell'apparecchio)

La somma delle correnti assorbite per il numero di dispositivi installati deve essere inferiore alla corrente erogata dall'alimentatore del BUS DALI (es. 70 mA, 240 mA).

Nota: per la gestione su base oraria contattare Novalux o consultare le istruzioni di montaggio

The DALI MID control unit (for flush-mounted installation) with integrated Bluetooth interface allows the assignment of individual addresses within a DALI BUS with up to 64 LED drivers (DALI-1, DALI-2, DALI-DT6, DALI-DT8) via smartphone or tablet (compatible with Android 11/iOS 13 and later versions). All configuration and control functions can be managed through two apps available for download from the app store. The system enables manual control of individual luminaires and lighting groups, as well as the activation of predefined lighting scenes. It allows you to switch lights on and off, adjust brightness levels, and modify color temperature (when using DALI-DT8 Tunable White drivers) according to personal preferences. A key feature of the system is its intelligent management through sensors. These sensors detect ambient light levels and occupancy, automatically adjusting lighting based on real-time needs, resulting in long-term energy savings. Additionally, the sensors serve as IR receivers for remote control. The system supports the management of up to 16 lighting groups and 16 scenes, and it allows the integration of up to 16 input devices, including couplers and sensors. The control unit is powered via the DALI BUS line through its respective DALI BUS power supply. The BUS power supply must be capable of powering the following devices:

DALI MID Control Unit: 30 mA consumption

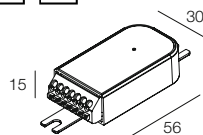

DALI MID Coupler: 9 mA consumption

DALI MID Sensor: 9 mA consumption

DALI LED Drivers: 2 mA consumption per driver integrated into the luminaire

The total current consumption of all connected devices must not exceed the output current of the DALI BUS power supply (e.g., 70 mA, 240 mA).

Note: For time-based management, please contact Novalux or refer to the installation instructions.



CENTRALINA DALI MID

Per installazione in scatola sotto traccia. Collegabili 4 pulsanti NA, per la gestione di Gruppi e Scene. Gestibili max 64 alimentatori DALI/DALI2/DT6/DT8. Corrente assorbita dal dispositivo 30mA. Alimentatore BUS DALI obbligatorio da ordinare a parte.

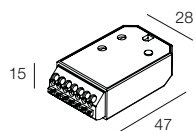
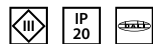
Euro | CHF

105927.99

440,75

DALI MID CONTROL UNIT

For flush-mounted installation. Supports connection of up to 4 NO (Normally Open) push buttons for managing Groups and Scenes. Capable of controlling up to 64 DALI/DALI-2/DT6/DT8 drivers. Device power consumption: 30 mA. DALI BUS power supply required, to be ordered separately.



COUPLER DALI MID

Interfaccia di gestione Gruppi e Scene per max 4 pulsanti NA. Corrente assorbita dal dispositivo 9mA.

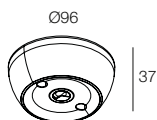
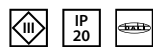
Euro | CHF

105929.99

241,50

DALI MID COUPLER

Interface for managing Groups and Scenes with up to 4 NO (Normally Open) push buttons. Device power consumption: 9 mA.



SENSORE DALI MID PLAFONE

Sensore DALI di luce ambientale e rilevatore di presenza, per installazione a soffitto. Altezza di installazione 2-5 m. Angolo di rilevamento (conico) per riconoscimento PIR, max 84°. Corrente assorbita dal dispositivo 9mA. Obbligatorio per controllo con telecomando IR.

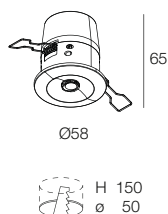

Euro | CHF

105930.99

210,75

DALI MID CEILING SENSOR

DALI sensor for ambient light and presence detection, designed for ceiling installation. Installation height: 2-5 m. Detection angle (conical) for PIR recognition: max 84°. Device power consumption: 9 mA. Mandatory for control with IR remote.



SENSORE DALI MID INCASSO

Sensore DALI di luce ambientale e rilevatore di presenza, per installazione ad incasso con molle. Altezza di installazione 2-5 m. Angolo di rilevamento (conico) per riconoscimento PIR, max 84°. Corrente assorbita dal dispositivo 9mA. Obbligatorio per controllo con telecomando IR.

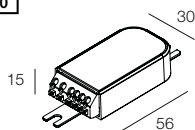
Euro | CHF

105931.99

167,75

DALI MID RECESSED SENSOR

DALI sensor for ambient light and presence detection, designed for recessed installation with spring clips. Installation height: 2-5 m. Detection angle (conical) for PIR recognition: max 84°. Device power consumption: 9 mA. Mandatory for control with IR remote.



ALIMENTATORE BUS DALI MID - 70mA

Per installazione in scatola sotto traccia. Massima corrente in uscita DALI 70mA. La somma delle correnti assorbite da ciascun dispositivo deve essere inferiore alla corrente erogata dall'alimentatore del BUS DALI. L'assorbimento per ciascun driver DALI è di 2mA. È possibile collegare in parallelo 2 alimentatori BUS DALI da 70mA, per fornire 140mA.

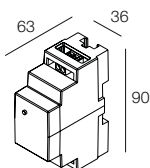
105932.99

Euro | CHF

47,50

DALI MID BUS POWER SUPPLY - 70mA

For flush-mounted installation. Maximum DALI output current: 70mA. The total current consumption of all connected devices must be lower than the output current of the DALI BUS power supply. The current consumption for each DALI driver is 2mA. It is possible to connect two 70mA DALI BUS power supplies in parallel to provide 140mA.



ALIMENTATORE BUS DALI MID - 240mA

Per installazione su barra DIN. Massima corrente in uscita DALI 240mA. La somma delle correnti assorbite da ciascun dispositivo deve essere inferiore alla corrente erogata dall'alimentatore del BUS DALI. L'assorbimento per ciascun driver DALI è di 2mA.

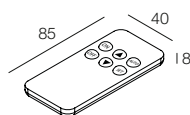
105933.99

Euro | CHF

368,00

DALI MID BUS POWER SUPPLY - 240mA

For DIN rail installation. Maximum DALI output current: 240mA. The total current consumption of all connected devices must be lower than the output current of the DALI BUS power supply. The current consumption for each DALI driver is 2mA.



TELECOMANDO DALI MID IR

Modalità ON/OFF, dimmerazione e memorizzazione livello di luminosità ambiente (pressione pulsante >3sec). Possibile accensione con richiamo automatico del livello impostato. Funzioni personalizzabili. Obbligatorio utilizzo con sensori DALI MID cod.105931.01, 105930.01.

105928.99

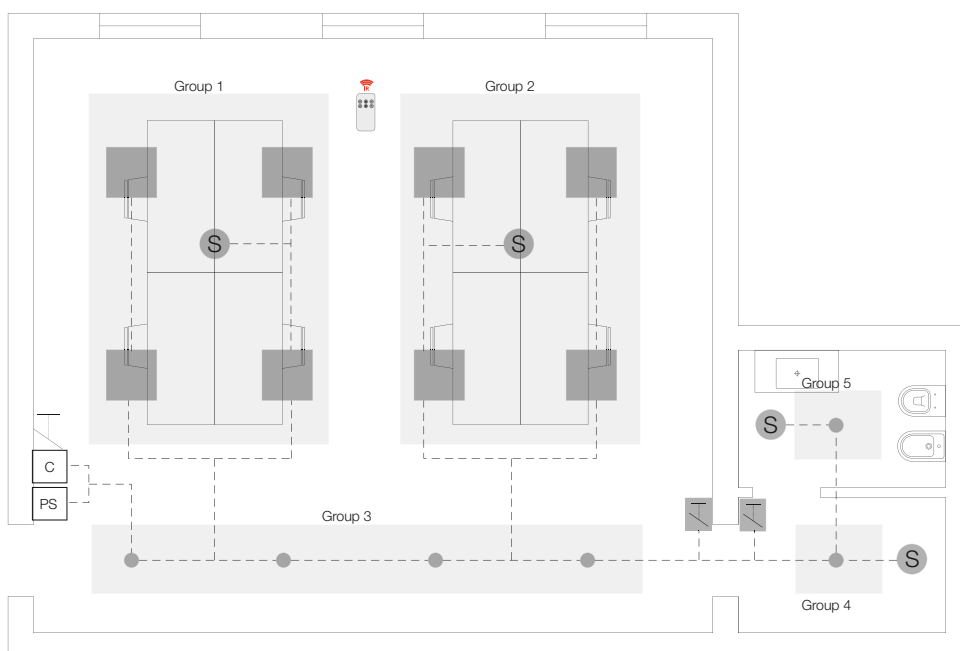
Euro | CHF








63,25

DALI MID IR REMOTE CONTROL

ON/OFF mode, dimming, and ambient light level memory (press and hold button >3 sec). Allows switching on with automatic recall of the preset level. Customizable functions. Mandatory for use with DALI MID sensors, codes 105931.01 and 105930.01.

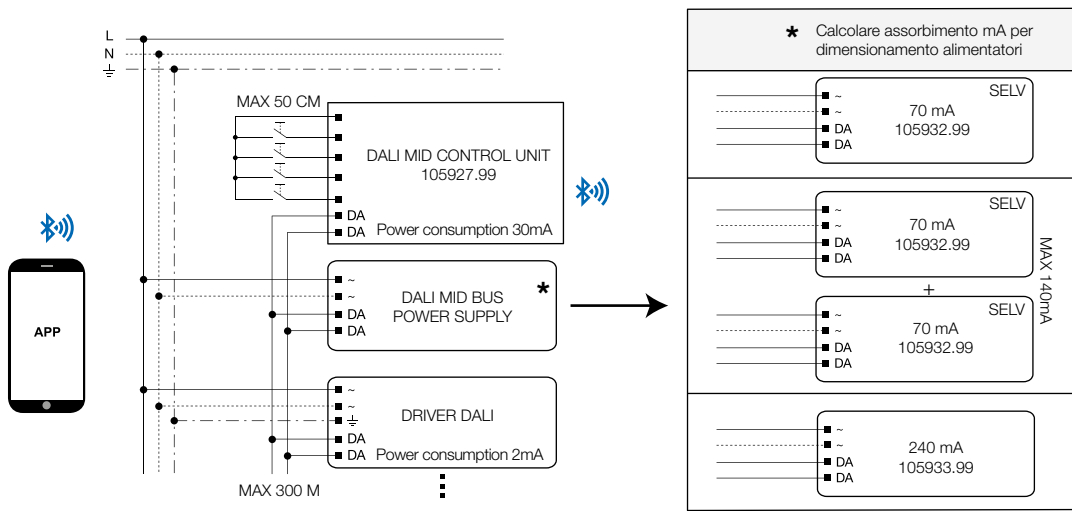
ESEMPIO DI CONFIGURAZIONE EXAMPLE OF CONFIGURATION



-  Centralina DALI MID
DALI MID Control unit
-  Alimentatore BUS DALI MID
DALI MID BUS Power Supply
-  Coupler DALI MID
DALI MID Coupler
-  Sensore DALI MID
DALI MID Sensor
-  Telecomando DALI MID
DALI MID Remote control
-  Gruppi
Groups
-  Apparecchi DALI
DALI fixtures

UTILIZZO BASE

BASIC USE

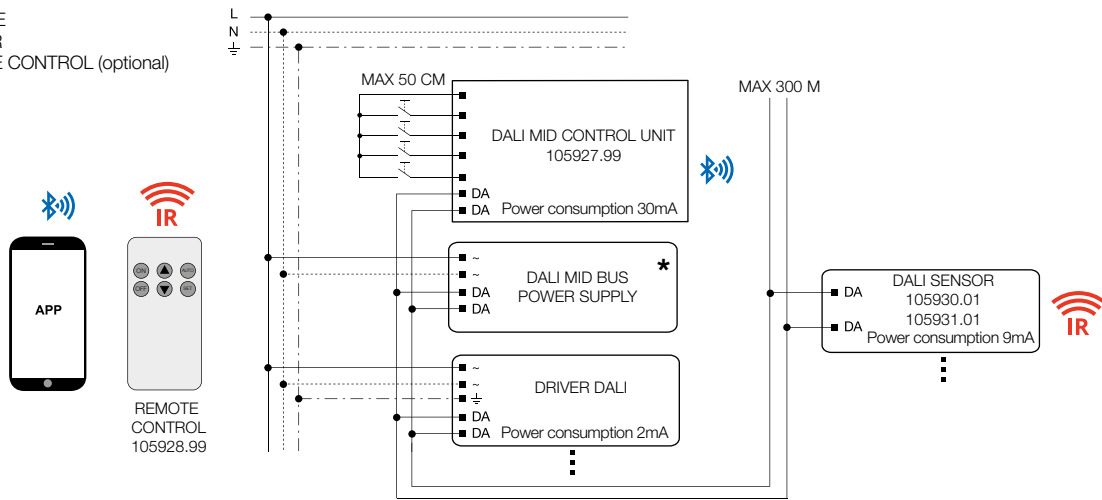


UTILIZZO BASE

- + SENSORE
- + TELECOMANDO (opzionale)

BASIC USE

- + SENSOR
- + REMOTE CONTROL (optional)

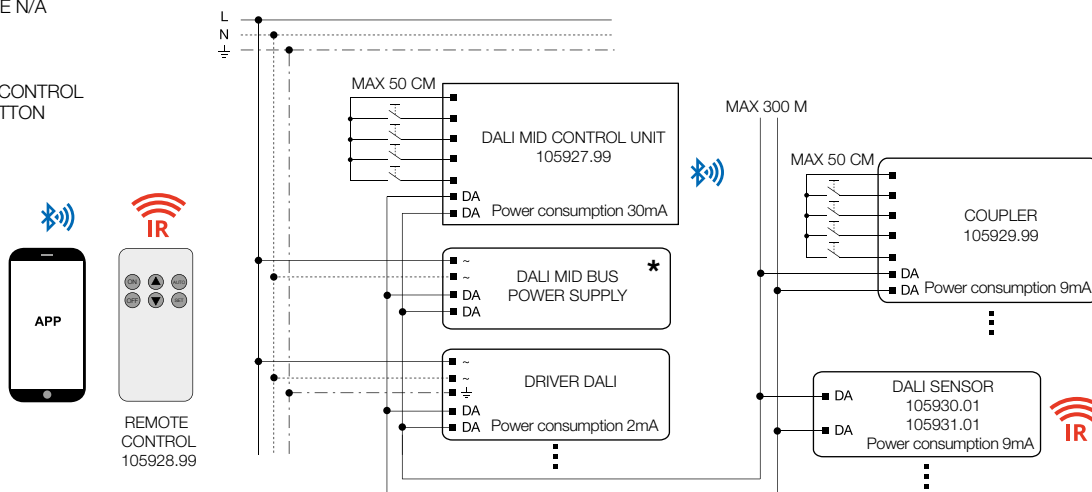


UTILIZZO BASE

- + SENSORE
- + TELECOMANDO
- + PULSANTE N/A

BASIC USE

- + SENSOR
- + REMOTE CONTROL
- + PUSH BUTTON



La centralina DALI PROFESSIONAL consente il massimo risparmio energetico, genera un sistema flessibile e adattabile anche alle esigenze future, e può essere ampliato o implementato con sensori, interfacce pulsante e relè per controllare accensioni di apparecchi non DALI.

Mediante la gestione con smartphone e connessione WIFI (la rete WIFI deve essere comune alla rete LAN della centralina) è possibile suddividere la gestione dell'impianto per competenze di ogni singolo utente.

E' possibile gestire raggruppamenti e/o singoli apparecchi, aree o la totalità dell'impianto.

Ogni centralina è in grado di controllare un massimo di 256 driver (suddivisi in 4 bus da 64 indirizzi ciascuno), inclusi i sensori, e fino a 16 gruppi, inclusi sistemi di rilevamento luce diurna e presenza. Sia i sensori che le interfacce pulsante non richiedono alimentazioni esterne ma sono alimentati direttamente dal BUS DALI.

Tramite l'orologio in tempo reale integrato (RTC), è possibile generare timer e variazioni di scene automatiche. L'orologio viene mantenuto aggiornato mediante la batteria tampone, anche in assenza temporanea di alimentazione.

Il sistema si interfaccia con sensori di presenza e luminosità per altezze da 2 a 5 metri, specifici sensori di movimento dedicati all'uso di edifici con altezze fino a 13 metri e interfacce per pulsanti NA (Coupler) in grado di gestire singoli apparecchi, gruppi, scene o sequenze.

Il sistema è compatibile per la gestione di apparecchi Tunable White, RGB e RGBW, sia DT6 che DT8.

Impostando le coordinate geografiche del luogo di installazione si possono automatizzare eventi legati a orari di alba e tramonto generando Timer adattivi alle stagioni.

E' compatibile con tutti i driver DALI e mediante l'uso di DALI repeater è possibile gestire più apparecchi in broadcast utilizzando un solo indirizzo.

Il sistema è in grado di gestire apparecchi ON-OFF, utilizzando dei relè controllabili DALI SWITCH SO a 3 canali fino a 6A per canale.

La programmazione avviene mediante software dedicato e richiede l'uso di un PC Windows.

The DALI PROFESSIONAL control unit allows maximum energy savings, generates a flexible system that can be adapted to future needs,

and can be extended or implemented with sensors, button interfaces and relays to control the switches of non-DALI fixtures.

Through the management with smartphone and WIFI connection (the WIFI network must be common to the LAN network of the central unit) it is possible to subdivide the management of the plant for the skills of each individual user.

It is possible to manage groupings and/or individual fixtures, areas or the whole plant.

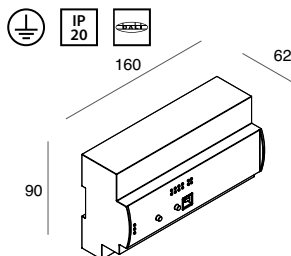
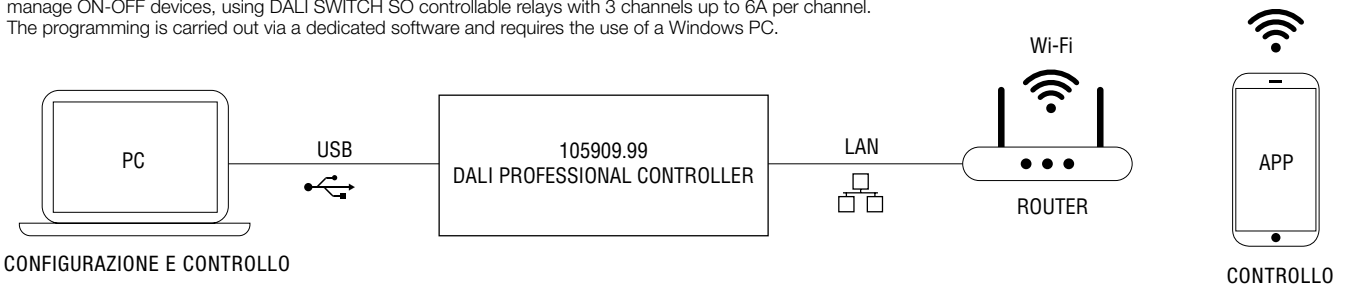
Each control unit is able to control a maximum of 256 drivers (divided into 4 BUS of 64 addresses each) including sensors, and up to 16 groups, including light and presence detection systems. Both sensors and button interfaces do not require external power supplies but are powered directly by the DALI BUS.

With the integrated real-time clock (RTC), timers and automatic scene variations can be generated. The watch is kept up to date by means of the backup battery, even in the temporary absence of power.

The system interfaces with presence and light sensors for heights from 2 to 5 meters, specific motion sensors dedicated to the use of buildings with heights up to 13 meters, and NO button interfaces (Coupler) capable of handling individual fixtures, groups, scenes or sequences. The system is compatible for the management of Tunable White, RGB and RGBW fixtures, both DT6 and DT8. By setting the geographical coordinates of the installation site you can automate events related to sunrise and sunset times generating Timers adaptive to the seasons.

It's compatible with all DALI drivers and through the use of DALI repeaters you can manage multiple broadcast devices using just one address. The system is able to manage ON-OFF devices, using DALI SWITCH SO controllable relays with 3 channels up to 6A per channel.

The programming is carried out via a dedicated software and requires the use of a Windows PC.



CENTRALINA DALI PROFESSIONAL RTC

Per installazione su barra DIN. Gestibili max 256 alimentatori DALI (suddivisi su 4 BUS da 64 indirizzi). Gestione RGB, RGBW, Tunable White, Timer astronomico, RTC, ciclo circadiano ecc.

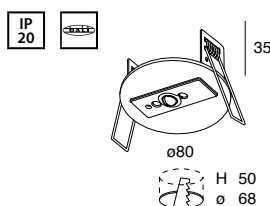
105909.99

Euro | CHF

4.199,25

DALI PROFESSIONAL RTC CONTROL UNIT

For DIN rail installation. Max 256 DALI power supplies can be managed (divided into 4 BUS 64-address buses). Management RGB, RGBW, Tunable White, Astronomical Timer, RTC, circadian cycle etc.



SENSORE DALI INCASSO

Sensore DALI di luce ambientale e rilevatore di presenza, per installazione da incasso con molle. Altezza di installazione 2-5 m.

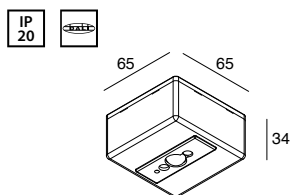
105903.99

Euro | CHF

227,25

RECESSED DALI SENSOR

DALI light sensor and presence detector, for recessed installation with clips. Installation height 2-5 m.



SENSORE DALI PLAFONE

Sensore DALI di luce ambientale e rilevatore di presenza, per installazione a soffitto. Altezza di installazione 2-5 m.

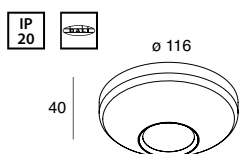
105904.99

Euro | CHF

209,00

SURFACE MOUNTING DALI SENSOR

DALI light sensor and presence detector, for ceiling installation. Installation height 2-5 m.



SENSORE HIGH BAY DALI PLAFONE

Sensore DALI di luce ambientale e rilevatore di presenza, per installazione a soffitto. Altezza di installazione 3-10 m.

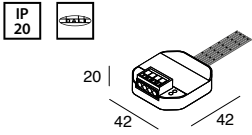
105910.99

Euro | CHF

561,75

SURFACE MOUNTING HIGH BAY DALI SENSOR

DALI light sensor and presence detector, for ceiling installation. Installation height 3-10 m.



COUPLER DALI

Interfaccia di gestione per max 4 pulsanti NA. Controllo scene, gruppi, abilitazione sensori, timer ecc. programmati tramite software.

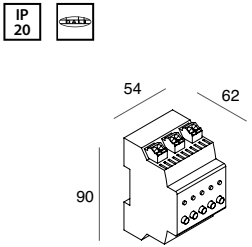
105907.99

Euro | CHF

216,75

COUPLER DALI

Management interface for max 4 NA buttons. Control scenes, groups, enabling sensors, timers etc. programmed by software.



DALI SWITCH

Dispositivo di controllo DALI per accensione e spegnimento indipendente di max 3 indirizzi ON/OFF o provvisti di lampade tradizionali non dimmerabili. Per installazione su barra DIN. Alimentazione dedicata 24 Vdc (cod. 105912.99) da ordinare a parte.

105911.99

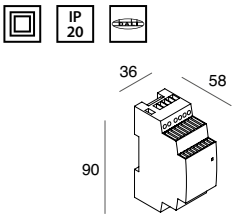
Euro | CHF

481,25

DALI SWITCH

DALI control device for independent switching on and off of up to 3 ON/OFF addresses or equipped with traditional non dimmable lamps. For installation on DIN rail.

Dedicated power supply 24 Vdc (cod. 105912.99) to be ordered separately.



ALIMENTATORE 24V PER DALI SWITCH

Per installazione su barra DIN.

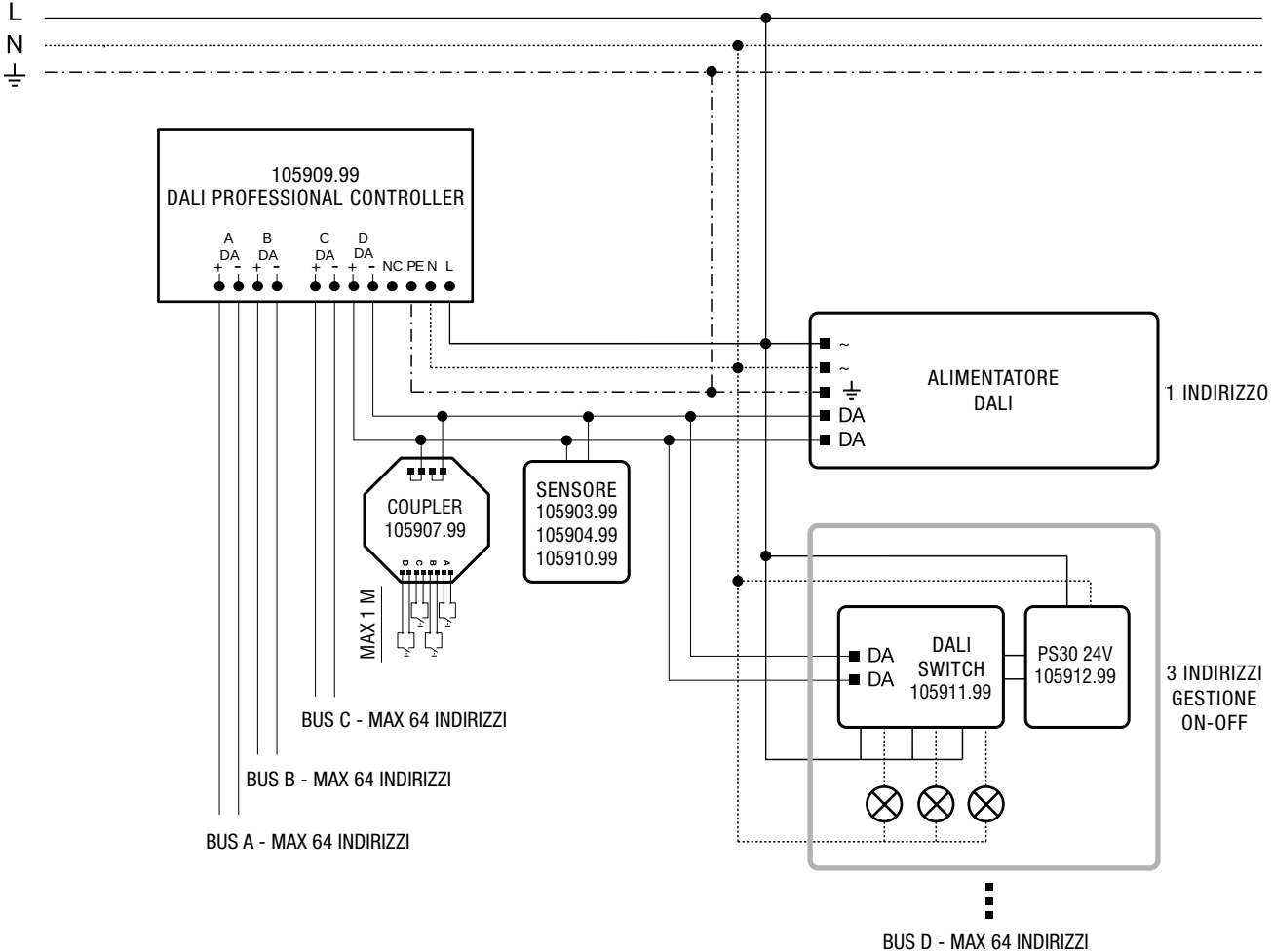
105912.99

Euro | CHF

226,25

24V POWER SUPPLY FOR DALI SWITCH

For installation on DIN rail.



LIGHT IOT
CONFIGURAZIONE / CONFIGURATION

LIGHT IOT
CONTROLLO / CONTROL



DALI BLUETOOTH®

Le centraline DALI BT (per uso indipendente o per installazione in scatola sotto traccia), con interfaccia integrata Bluetooth, permettono il controllo di 32 alimentatori DALI o DALI DT8, tramite smartphone (Android o IOS). Tutte le funzioni di controllo e configurazione sono gestibili tramite 2 App, scaricabili dal market.

Sistema flessibile ed intuitivo che permette:

- Regolazione Plug&Play, senza utilizzo di smartphone: accensione e dimmerazione manuale in Broadcast, tramite pulsanti NA standard con impostazione e memorizzazione della quantità di luce necessaria (livello di setpoint).
- Creazione e memorizzazione di Max.4 Gruppi e Max.4 Scene richiamabili manualmente tramite Coupler (per 4 pulsanti NA) o tramite App.

Possibile regolazione delle scene tramite App di configurazione.

- Controllo automatico della luce combinato a regolazione manuale tramite pulsanti NA standard. Regolazione degli illuminamenti in funzione della luce ambiente e rilevazione di presenza, tramite Sensori DALI (da incasso/plafone), che non necessitano di alimentazione supplementare e alimentati via DALI.
- Controllo della temperatura di colore delle sorgenti Tunable White associate ad alimentatori DALI type 8 (DT8).

DALI BLUETOOTH®

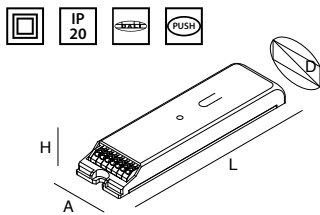
The DALI BT control units (for independent use or for concealed box installation) with integrated Bluetooth interface, allow control of 32 DALI or DALI DT8 power supplies, via smartphone (Android or IOS). All control and configuration functions can be managed via 2 Apps, available at the market

Flexible and intuitive system that allows:

- Plug & Play adjustment, without smartphone use: manual switching on and dimming in Broadcast, using standard NO buttons with setting and storage of the required amount of light (setpoint level).
- Creation and storage of Max.4 Groups and Max.4 Scenes that can be recalled manually via Coupler (for 4 NO buttons) or via App. Possible setting of scenes through the configuration app.

- Automatic control of the combined light with manual adjustment via standard NO buttons. Adjustment of luminance levels according to the ambient light e presence detection via DALI sensors (recessed / ceiling-mounted), which do not require additional power and are powered via DALI.

- Colour temperature control of Tunable White sources associated with DALI type 8 power supplies (DT8).



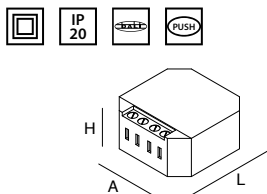
LIGHT IOT - CENTRALINA DALI BT1

ad uso indipendente. Gestibili n° max. 32 alimentatori DALI /DALI DT8.

	A (mm)	D (mm)	H (mm)	L (mm)	Euro CHF
105901.99	30	38	21	108	182,25

LIGHT IOT-DALI BT1

For stand-alone use. Manages a max.n.32 DALI/DALI DT power supplies.



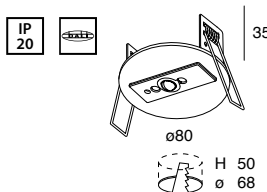
LIGHT IOT - CENTRALINA DALI BT2

per installazione in scatola sottotraccia. Gestibili n° max. 32 alimentatori DALI /DALI DT8

	A (mm)	D (mm)	H (mm)	L (mm)	Euro CHF
105902.99	48	-	22	49	152,00

LIGHT IOT-DALI BT2

For flush box mounting. Manages a max. n.32 DALI/DALI DT8 (power supplies)



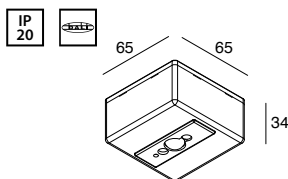
LIGHT IOT - Sensore DALI INCASSO

senso di luce ambientale e rilevatore di presenza, per installazione ad incasso con molle.

	Euro CHF
105903.99	227,25

LIGHT IOT- RECESSED DALI SENSOR

Ambience light sensor and presence detector, for recessed installation with clips.



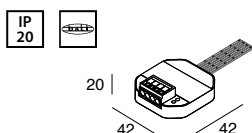
LIGHT IOT - Sensore DALI PLAFONE

senso DALI di luce ambientale e rilevatore di presenza per installazione a soffitto.

	Euro CHF
105904.99	209,00

LIGHT IOT - DALI Surface mounted

Dali ambient light sensor and presence detector, for surface mounted installation.



LIGHT IOT - Coupler DALI

interfaccia di gestione Scene o Gruppi per n° max 4 pulsanti NA.

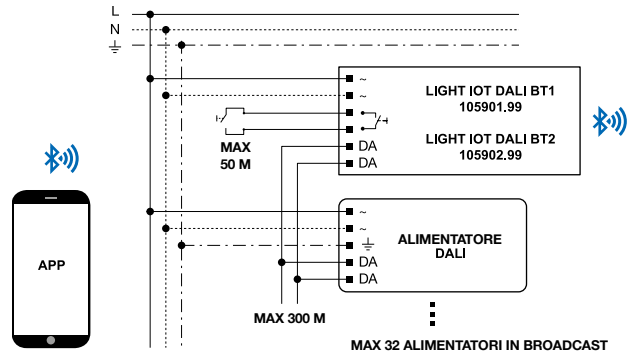
	Euro CHF
105907.99	216,75

LIGHT IOT - Coupler DALI

Scene or GROUP interface for a max. n.of 4 NO buttons.

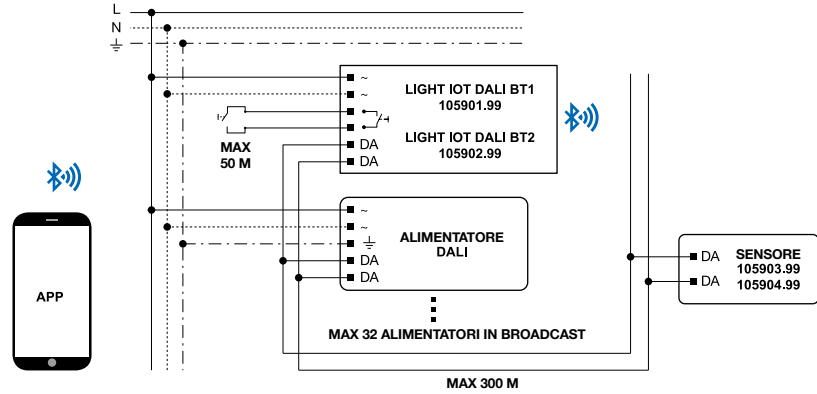
UTILIZZO BASE

BASIC USE



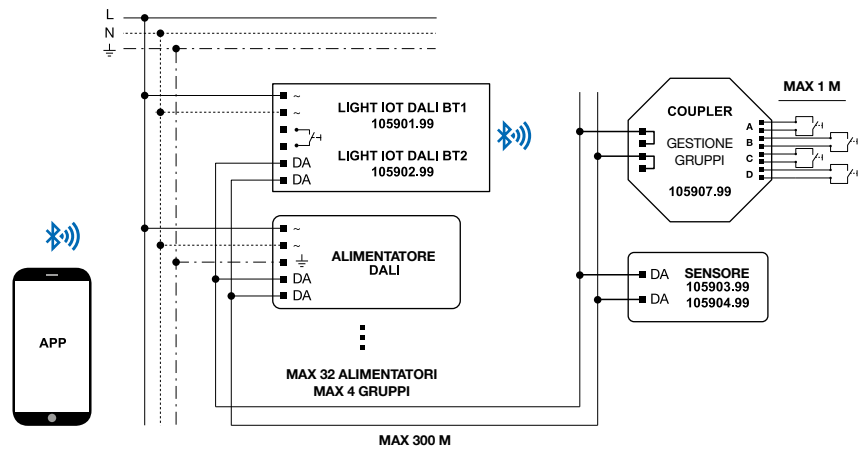
UTILIZZO BASE + SENSORE

BASIC USE + SENSOR



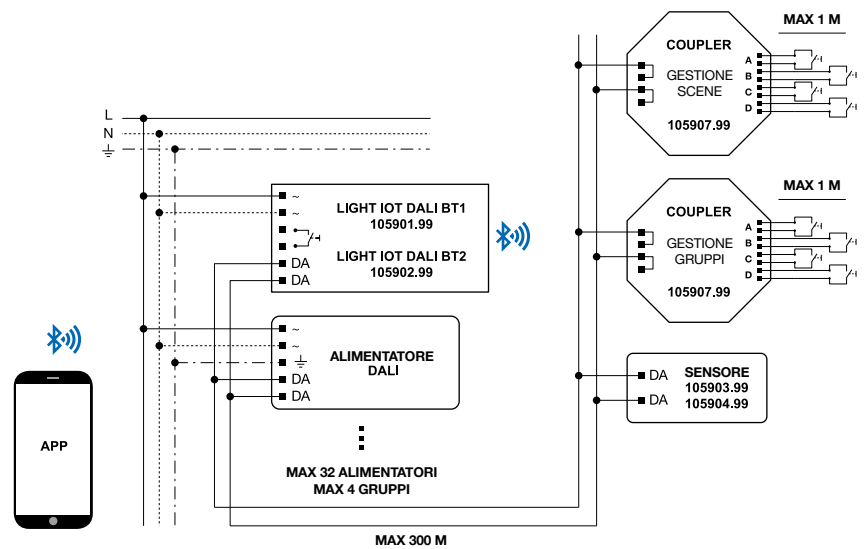
UTILIZZO AVANZATO CON GRUPPI

ADVANCED USE IN GROUPS



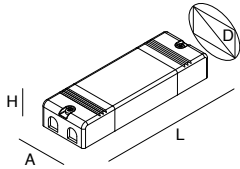
UTILIZZO AVANZATO CON GRUPPI E SCENE

ADVANCED USE WITH GROUPS AND SCENES



GESTIONE STRIP LED STRIP LED MANAGEMENT

ALIMENTATORI DIMMERABILI ED INTERFACCE DI DIMMERAZIONE DIMMABLE POWER SUPPLIES AND DIMMING INTERFACES

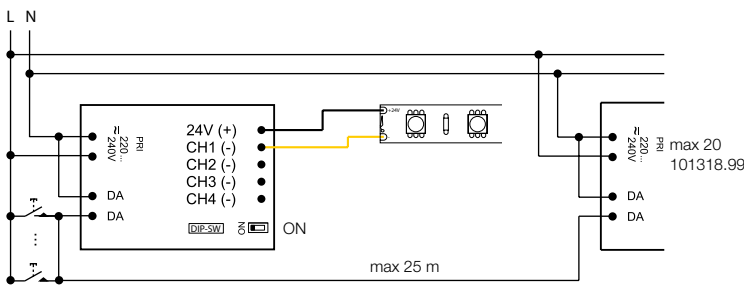


ALIMENTATORE ELETTRONICO STABILIZZATO
DIMMERABILE 4CH DALI DT6/DT8 24Vdc
220-240V 50/60Hz
Gestione DALI/PUSH per Strip LED bianche.
Gestione DALI per Strip LED RGB/RGBW e
Tunable White.

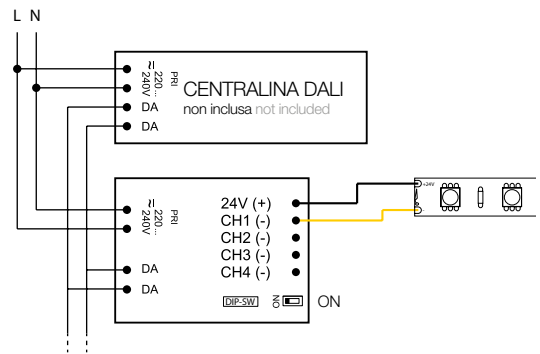
ELECTRONIC STABILIZED DIMMABLE DRIVER
4CH DALI DT6/DT8 24Vdc 220-240V 50/60Hz
DALI/PUSH for white strip LED.
DALI for RGB/RGBW and Tunable White.

	A (mm)	D (mm)	H (mm)	L (mm)	Euro CHF
101318.99	80W	32	40	22	346 257,50

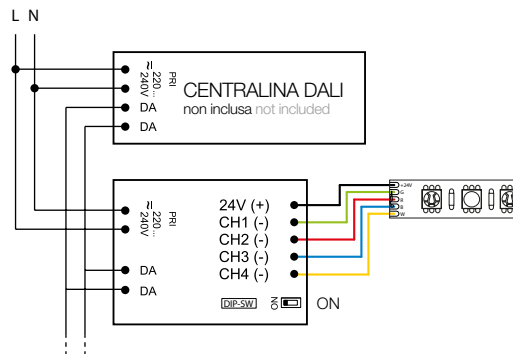
STRIPLED BIANCHE - Schema di collegamento PUSH
STRIPLED WHITE - PUSH wiring scheme



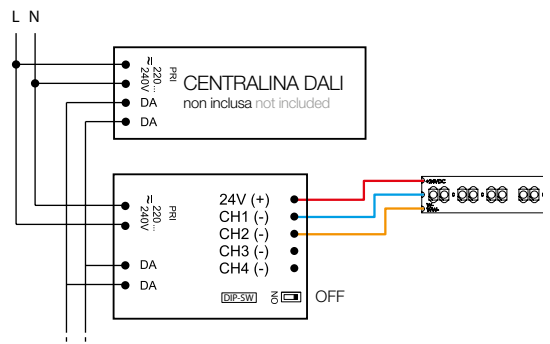
STRIPLED BIANCHE - Schema di collegamento DALI
STRIPLED WHITE - DALI wiring scheme



STRIPLED RGB/RGBW - Schema di collegamento DALI
STRIPLED RGB/RGBW - DALI wiring scheme



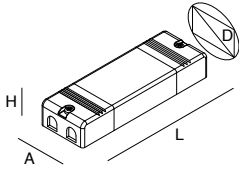
STRIPLED TUNABLE WHITE - Schema di collegamento DALI
STRIPLED TUNABLE WHITE - DALI wiring scheme





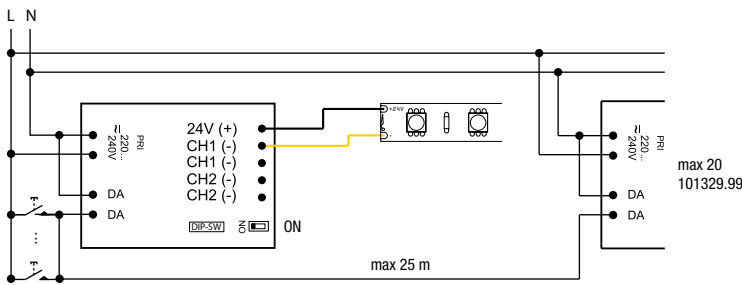
ALIMENTATORE ELETTRONICO STABILIZZATO
 DIMMERABILE DALI 2CH DT6/DT8 24Vdc
 220-240V 50/60Hz
 Gestione DALI/PUSH per strip LED bianche.
 Gestione DALI per strip LED Tunable White.

	A (mm)	D (mm)	H (mm)	L (mm)	Euro CHF
101329.99	160W	50	62	300	362,00

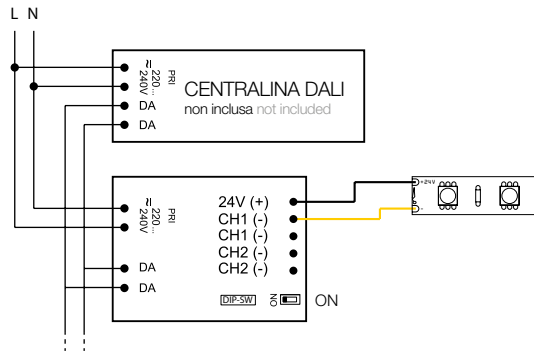


ELECTRONIC STABILIZED DIMMABLE DRIVER
 2CH DALI DT6/DT8 24Vdc 220-240V 50/60Hz
 DALI/PUSH for white LED strip.
 DALI for Tunable White LED strip.

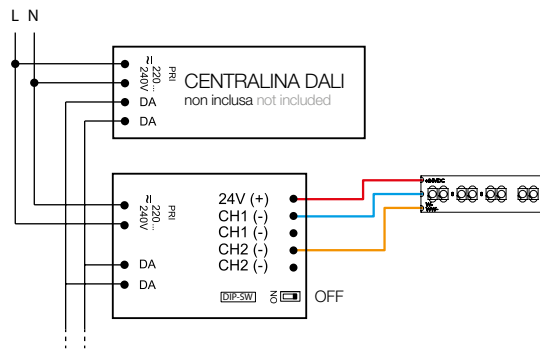
STRIPLED BIANCHE - Schema di collegamento PUSH
 STRIPLED WHITE - PUSH wiring scheme



STRIPLED BIANCHE - Schema di collegamento DALI
 STRIPLED WHITE - DALI wiring scheme

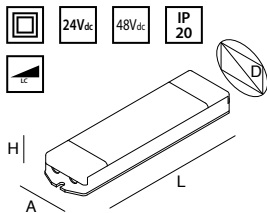


STRIPLED TUNABLE WHITE - Schema di collegamento DALI
 STRIPLED TUNABLE WHITE - DALI wiring scheme



GESTIONE STRIP LED STRIP LED MANAGEMENT

ALIMENTATORI DIMMERABILI ED INTERFACCE DI DIMMERAZIONE DIMMABLE POWER SUPPLIES AND DIMMING INTERFACES



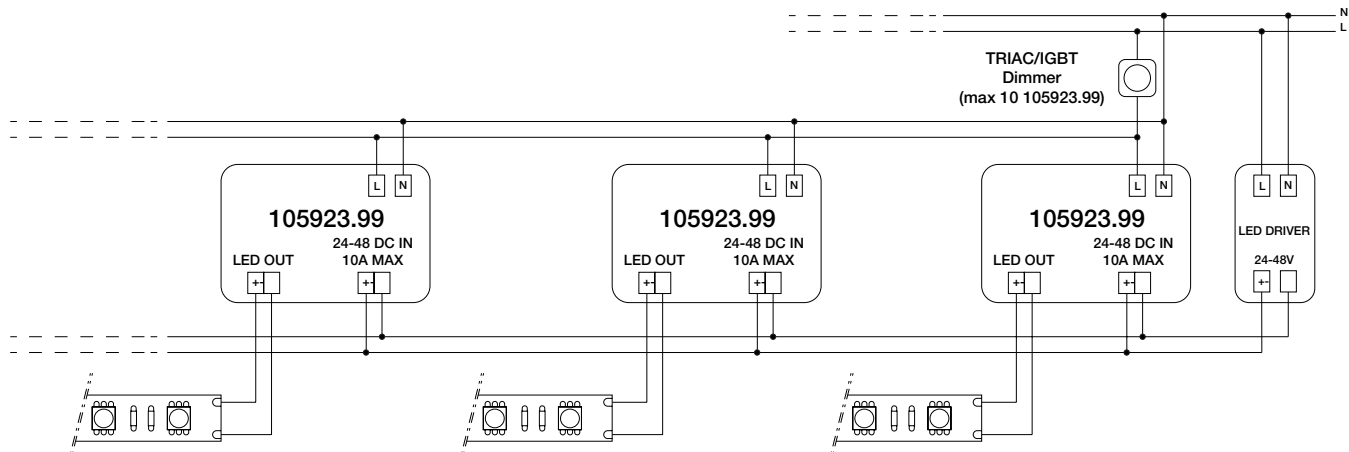
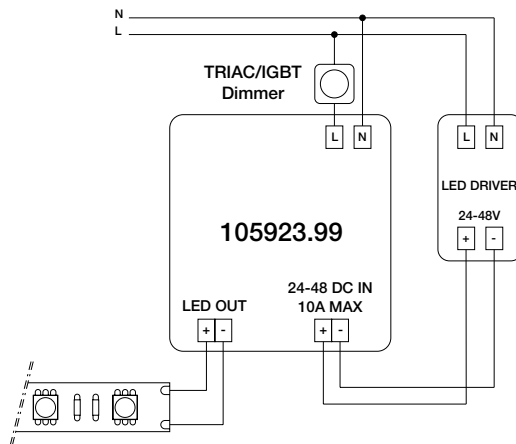
INTERFACCIA DI DIMMERAZIONE 24Vdc/48Vdc
A TAGLIO DI FASE PER STRIP LED
Massimo carico 10A.
Da associare ad un alimentatore 24Vdc/48Vdc.

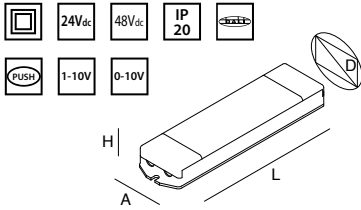
INTERFACE FOR DIMMING 24Vdc/48Vdc
PHASE CUT FOR LED STRIP
Maximum load 10A.
To be associated with one driver 24Vdc/48Vdc.

	A (mm)	D (mm)	H (mm)	L (mm)	Euro CHF
105923.99	36	41	20	140	64,50

N° bobine per interfaccia da collegare in parallelo Nos. reels for each interface to be connected in parallel				
Potenza Alimentatori 24V Drivers power 24V	100W	150W	240W	320W
STRIP LED WHITE				
8,8 W/m	2	3	5	5
9,6 W/m			1	1
10 - 11,5 W/m	1	2	4	4
14,4 W/m	1	2	3	3
16,5 - 19,2 W/m	1		2	2
20,5 - 22 W/m		1	2	2
25 W/m		1		

N° bobine per interfaccia da collegare in parallelo Nos. reels for each interface to be connected in parallel		
Potenza Alimentatori 48V Drivers power 48V	100W	320W
STRIP LED WHITE		
17 W/m	1	3





INTERFACCIA DI DIMMERAZIONE 24Vdc/48Vdc
PER STRIP LED
Massimo carico 12Ax1 canale.
Da associare ad un alimentatore 24Vdc/48Vdc.

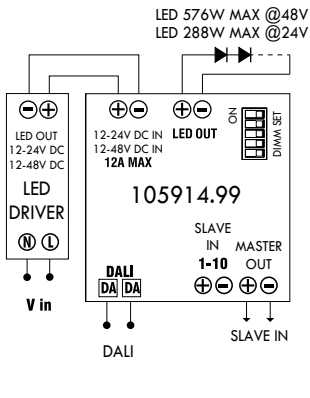
INTERFACE FOR DIMMING 24Vdc/48Vdc
FOR STRIP LED
Maximum load 12Ax1CH.
To be associated with one driver 24Vdc/48Vdc.

	A (mm)	D (mm)	H (mm)	L (mm)	Euro CHF
105914.99	38	44	25	164	82,50

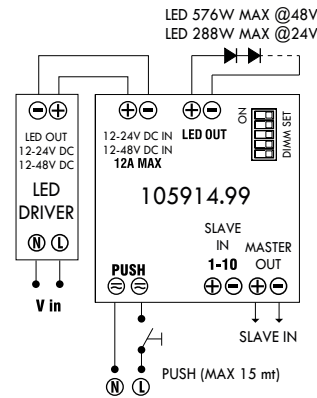
N° bobine per interfaccia da collegare in parallelo Nos. reels for each interface to be connected in parallel				
Potenza Alimentatori 24V Drivers power 24V	100W	150W	240W	320W
STRIP LED WHITE				
8,8 W/m	2	3	5	6
9,6 W/m			1	
10 - 11,5 W/m	1	2	4	5
14,4 W/m	1	2	3	4
16,5 - 19,2 W/m	1		2	3
20,5 - 22 - 25 W/m		1		2

N° bobine per interfaccia da collegare in parallelo Nos. reels for each interface to be connected in parallel		
Potenza Alimentatori 48V Drivers power 48V	100W	320W
STRIP LED WHITE		
17 W/m	1	3

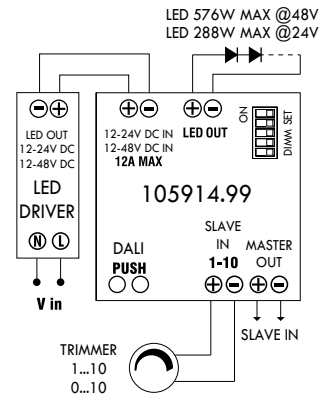
Schema di collegamento DALI
DALI wiring diagram



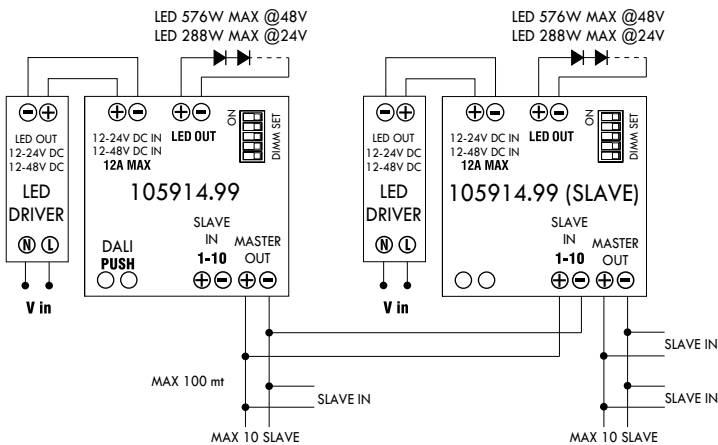
Schema di collegamento PUSH
PUSH wiring diagram



Schema di collegamento trimmer 1...10V, 0...10V
1/10V, 0/10V wiring diagram



Schema di collegamento MASTER/SLAVE
MASTER/SLAVE wiring diagram



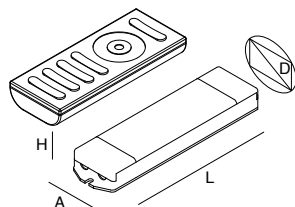
GESTIONE STRIP LED

STRIP LED MANAGEMENT

SISTEMA DI CONTROLLO BASE

BASIC CONTROL SYSTEM

STRIP LED RGB

**KIT DI CONTROLLO PER STRIP LED RGB**

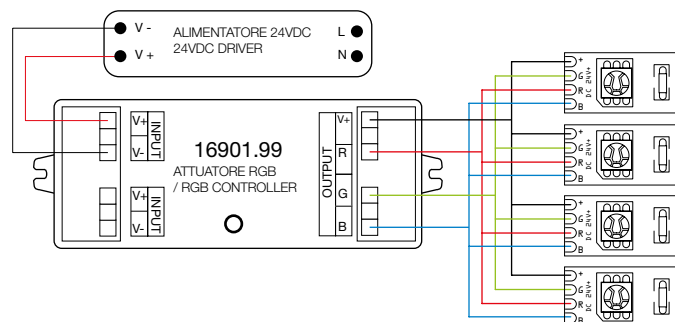
Sistema BASE completo di attuatore e telecomando. Non collegabili attuatori in cascata. Massimo carico 5Ax3 canali. Alimentatore 24Vdc da ordinare a parte.

CONTROL KIT FOR RGB STRIP LED BASIC system with controller and remote control included. Not connectable controllers in cascade. Maximum load 5Ax3CH. Driver 24Vdc to be ordered separately.

	A (mm)	D (mm)	H (mm)	L (mm)	Euro CHF
16901.99	47	50	17	145	78,75

Potenza Alimentatori Drivers power	N° bobine per interfaccia da collegare in parallelo Nos. reels for each interface to be connected in parallel			
	100W	150W	240W	320W
STRIP LED RGB 14,4 W/m	1	2	3	4

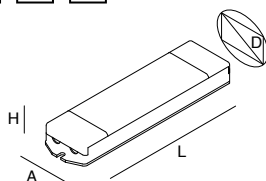

Max 30 m IN ARIA LIBERA
Max 30 m FREE FIELD



SISTEMA DI CONTROLLO AVANZATO

ADVANCED CONTROL SYSTEM

STRIP LED WHITE, RGB, RGB+W, TUNABLE WHITE

**ATTUATORE DI CONTROLLO PER STRIP LED WHITE, RGB, RGB+W e TUNABLE WHITE**

Sistema AVANZATO alimentatore 24Vdc, dispositivi di controllo (telecomando, controllo da parete od eventuale trasmettitore WiFi) da ordinare a parte. Massimo carico 5Ax4 canali

CONTROLLER FOR STRIP LED WHITE, RGB, RGB+W and TUNABLE WHITE DRIVER ADVANCED System driver 24Vdc, control units (remote control, wall-mounted or WiFi transmitter) to be ordered separately. Maximum load 5Ax4CH.

	A (mm)	D (mm)	H (mm)	L (mm)	Euro CHF
16905.99	46	65	22	178	125,75

**TELECOMANDO PER STRIP LED WHITE**

attuatore 16905.99 ed alimentatore 24Vdc da ordinare a parte. Controllo dell'intensità luminosa mediante pad capacitivo, pulsanti dedicati per portare velocemente l'intensità alla percentuale indicata (25%, 50%, 75%, 100%). Ogni telecomando può gestire fino ad un massimo di 4 gruppi e per ogni gruppo fino a 3 diverse scene, utilizzando i pulsanti corrispondenti (S1, S2 e S3). Trasmissione in radio frequenza. Necessita di 3 pile AAA.

REMOTE FOR MANAGING WHITE Strip LED

controller 16905 and driver 24Vdc to be ordered separately. Control of luminous intensity through a capacity pad, buttons dedicated for rapid increase of intensity to the selected parameter (25%, 50%, 75%, 100%). Each remote control can manage up to a max. of 4 groups and up to 3 scenarios per each group by using the corresponding buttons (S1, S2 and S3). RF transmission. 3 AAA batteries are required.

	Euro CHF
16906.99	115,00

IP
20

TELECOMANDO PER STRIP LED RGB e RGB+W

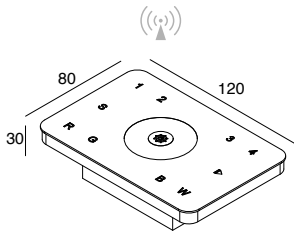
attuatore 16905.99 ed alimentatore 24Vdc da ordinare a parte. Controllo del colore mediante pad capacitivo, controllo della luminosità mediante pulsanti dedicati, possibilità di selezionare 10 show di transizione colore e sequenze colori differenti pre-caricati, oltre alla regolazione della velocità. Ogni telecomando può gestire fino ad un massimo di 4 gruppi e per ogni gruppo fino a 3 colori o 3 diverse scene utilizzando i pulsanti corrispondenti (S1, S2 e S3). Pulsante di richiamo rapido del colore bianco caldo, neutral e freddo. Necessita di 3 pile AAA. Trasmissione in radio frequenza.

Euro | CHF

16902.99 109,50

REMOTE FOR MANAGING STRIP LED RGB and RGB+W

controller 16905.99 and driver 24Vdc to be ordered separately. Colour control through a capacity pad, control of luminous intensity through dedicated buttons, possibility to select 10 colour changing scenarios and sequences among those pre-uploaded, additionally to speed regulation. Each remote control can manage up to max. 4 groups and up to 3 colours or 3 different scenarios per each group by using the corresponding buttons (S1, S2 and S3). Quick recall button for cold white, neutral white and warm white. 3 AAA batteries are required. RF transmission.

IP
20

CONTROLLO DA PARETE PER STRIP LED RGB e RGB+W

da installare in scatola 503 (non inclusa). Attuatore 16905.99 ed alimentatore 24Vdc da ordinare a parte. Controllo del colore mediante pad capacitivo, controllo della luminosità mediante pulsanti dedicati, possibilità di selezionare 10 show di transizione colore e sequenze colori differenti pre-caricati, oltre alla regolazione della velocità. Ogni controllo può gestire fino a un massimo di 4 gruppi e per ogni gruppo fino a 4 colori o 4 diverse scene. Alimentazione del controllo da parete 220-240V 50/60Hz. Trasmissione in radio frequenza.

Euro | CHF

16911.99 147,50

WALL- MOUNTED CONTROL UNIT FOR STRIP LED RGB AND RGB+W

to be installed in 503 box (not included). Controller 16905.99 and driver 24Vdc to be ordered separately. Control of colour through a capacity pad, control of luminous intensity through dedicated buttons, possibility to select 10 scenarios of colour changing and sequences among those pre-uploaded, additionally to speed regulation. Each remote control can manage up to max 4 groups and up to 4 colours and 4 different scenarios per each group. Power for wall mounted control at 220-240V 50/60Hz. RF transmission.

IP
20

TELECOMANDO PER STRIP LED TUNABLE WHITE

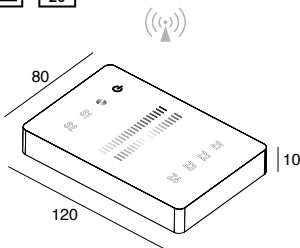
Attuatore 16905.99 ed alimentatore 24Vdc da ordinare a parte. Controllo del colore della luce bianca mediante pad capacitivo, pulsanti dedicati per portare velocemente l'intensità alla percentuale indicata (25%, 50%, 75%, 100%). Il tasto centrale regola l'intensità mediante pressione prolungata. Ogni telecomando può gestire fino ad un massimo di 4 gruppi e per ogni gruppo fino a 3 diverse scene, utilizzando i pulsanti corrispondenti (S1, S2 e S3). Necessita di 3 pile AAA. Trasmissione in radio frequenza.

Euro | CHF

16910.99 115,00

REMOTE FOR TUNABLE WHITE STRIP LED

Actuator 16905.99 and power supply 24Vdc to be ordered separately. Colour control of white light by means of a capacitive pad with dedicated buttons to quickly bring the intensity up to the indicated percentage (25%, 50%, 75%, 100%). The central button regulates intensity by prolonged pressure. Each remote control can manage up to a maximum of 4 groups and for each group up to 3 different scenes, using the corresponding buttons (S1, S2 and S3). Requires 3 AAA batteries. RF transmission.

IP
20

CONTROLLO DA PARETE PER STRIP LED TUNABLE WHITE

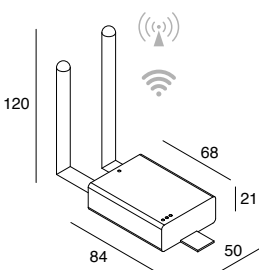
Da installare in scatola 503 (non inclusa). Attuatore 16905.99 ed alimentatore 24Vdc da ordinare a parte. Controllo del colore della luce bianca e dell'intensità mediante pad capacitivi. Ogni controllo può gestire fino a un massimo di 4 gruppi e per ogni gruppo fino a 2 diverse scene. Alimentazione del controllo da parete 220-240V 50/60Hz. Trasmissione in radio frequenza.

Euro | CHF

16909.99 135,00

WALL MOUNTED CONTROL UNIT FOR TUNABLE WHITE STRIP LED

To be installed in a 503 box (not included). 16905.99 actuator and 24Vdc power supply to be ordered separately. Colour control of white light and intensity by means of capacitive pads. Each control can manage up to a maximum of 4 groups and for each group up to 2 different scenes. 220-240V 50 / 60Hz wall control power supply. RF transmission.

IP
20 24Vdc

TRASMETTITORE WIFI

interfaciabile con dispositivi ANDROID e IOS

attuatore 16905.99 ed alimentatore 24Vdc da ordinare a parte. Tutte le funzioni di controllo possono essere gestite dall'App scaricabile dal market (tramite App si possono gestire fino ad un massimo di 8 gruppi). Nel dimensionamento della potenza dell'alimentatore, considerare 10W di potenza per l'alimentazione del trasmettitore WiFi. Trasmissione in radio frequenza.

Euro | CHF

16904.99 108,75

WIFI TRANSMITTER

interface with ANDROID and IOS

controller 16905.99 and driver 24Vdc to be ordered separately. All control functions can be managed by an App available on the market for downloading (via App you can manage up to a maximum of 8 groups). While selecting the right driver, one should consider 10W needed to power the WiFi transmitter. RF transmission.

MODALITÀ WHITE

Euro | CHF

WHITE MODE

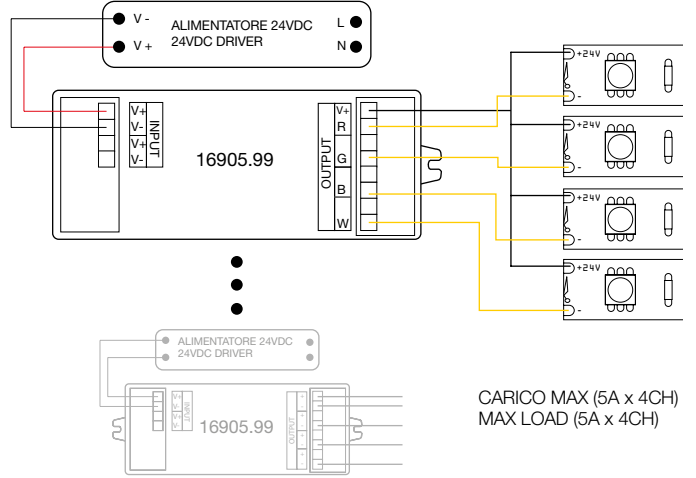
16906.99

115,00



Max 30 m IN ARIA LIBERA
Max 30 m FREE FIELD

Potenza Alimentatori Drivers power	N° bobine per Interfaccia da collegare in parallelo Nos. reels for each interface to be connected in parallel			
	100W	150W	240W	320W
STRIP LED WHITE				
8,8 W/m	2	3	5	6
10 - 11,5 W/m	1	2	4	5
14,4 W/m	1	2	3	4
16,5 - 19,2 W/m	1	2	3	3
20,5 - 22 W/m		1		2



CARICO MAX (5A x 4CH)
MAX LOAD (5A x 4CH)

MODALITÀ RGB
E RGB+ WHITE

Euro | CHF

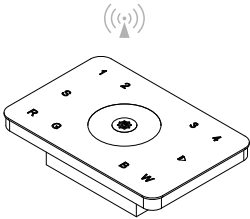
RGB AND
RGB+ WHITE MODE

16902.99

109,50

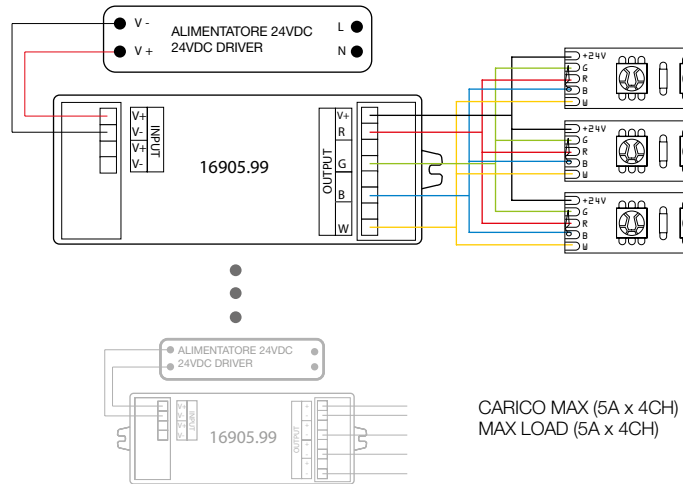
16911.99

147,50



Max 30 m IN ARIA LIBERA
Max 30 m FREE FIELD

Potenza Alimentatori Drivers power	N° bobine per Interfaccia da collegare in parallelo Nos. reels for each interface to be connected in parallel			
	100W	150W	240W	320W
STRIP LED RGB				
14,4 W/m	1	2	3	4
STRIP LED RGB+W				
14,4 W/m (7,2 W/m RGB + 7,2 W/m White)	1	2	3	



CARICO MAX (5A x 4CH)
MAX LOAD (5A x 4CH)

MODALITÀ
TUNABLE WHITE

Euro | CHF

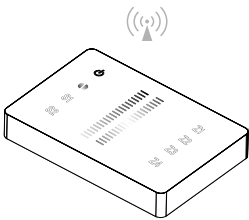
TUNABLE WHITE
MODE

16909.99

135,00

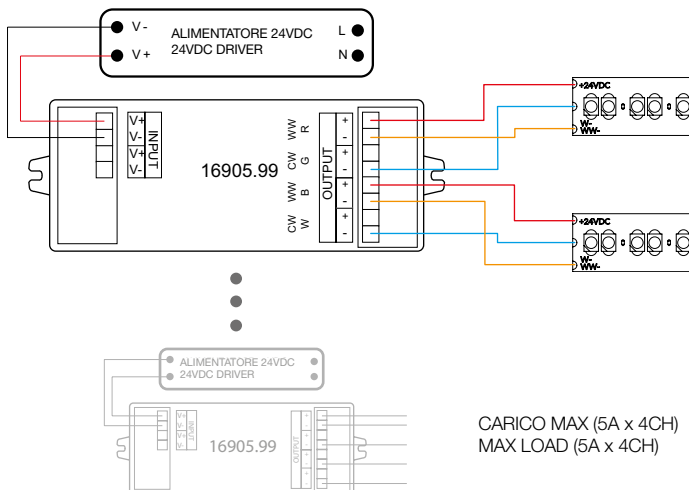
16910.99

115,00

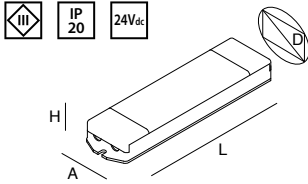


Max 30 m IN ARIA LIBERA
Max 30 m FREE FIELD

Potenza Alimentatori Drivers power	N° bobine per Interfaccia da collegare in parallelo Nos. reels for each interface to be connected in parallel			
	100W	150W	240W	320W
TUNABLE WHITE				
19,2 W/m	1		2	



CARICO MAX (5A x 4CH)
MAX LOAD (5A x 4CH)



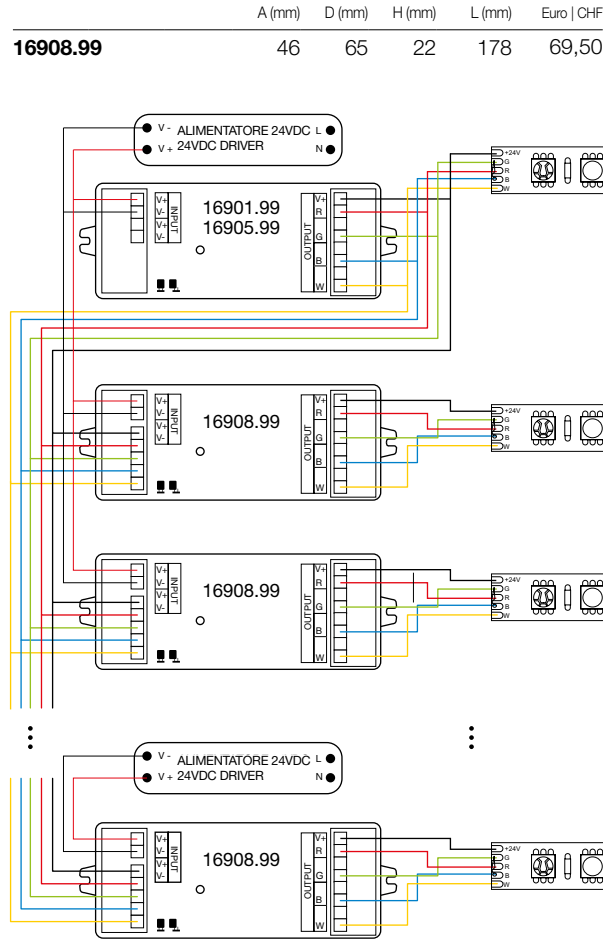
AMPLIFICATORE DI SEGNALE PER ATTUATORE 24V RGB/RGB+WHITE/ WHITE alimentatore 24Vdc e Kit di controllo per Strip LED da ordinare a parte. Massimo carico 5Ax4 canali.

AMPLIFIER FOR 24V CONTROLLER RGB/RGB+WHITE/ WHITE driver 24Vdc and Control Kit for Strip LED to be ordered separately. Maximum load 5A x 4CH.

NB: Utilizzare il collegamento tramite amplificatori per distanze superiori alla portata del telecomando (30 m in aria libera).

Use connection through amplifiers for distances greater than 30 m free field.

Potenza Alimentatori Drivers power	N° bobine per Interfaccia da collegare in parallelo Nos. reels for each interface to be connected in parallel			
	100W	150W	240W	320W
STRIP LED RGB 14,4 W/m	1	2	3	4
STRIP LED RGB+W 14,4 W/m (7,2 W/m RGB + 7,2 W/m White)	1	2	3	
STRIP LED TUNABLE WHITE 19,2 W/m	1		2	
STRIP LED WHITE 8,8 W/m	2	3	5	6
10 - 11,5 W/m	1	2	4	5
14,4 W/m	1	2	3	4
16,5 - 19,2 W/m	1		2	3
20,5 - 22 W/m		1		2



SEZIONE CAVO / WIRE SECTION

Calcolo per il corretto dimensionamento dei conduttori per limitarne la caduta di tensione.

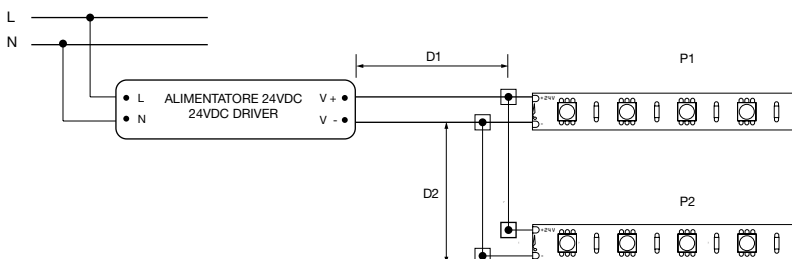
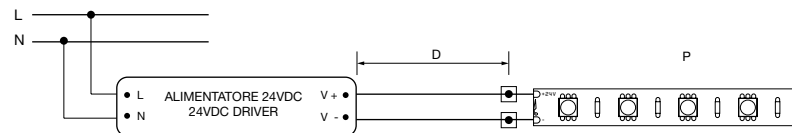
Table for correct calculation of wires section, to avoid voltage drops.

$D = D1 + D2 =$
lunghezza cavi wires lenght
wires length

$P = P1 + P2 =$
lunghezza STRIPLED (m) x
potenza W/m
STRIPLED length (m) x W/m

N.C. :
non consigliato
(prevedere più alimentazioni)
not recommended
(use more power supply)

P	D										
	5 m	10 m	15 m	20 m	25 m	30 m	35 m	40 m	45 m	50 m	
50W	1 mm ²	1 mm ²	1 mm ²	1 mm ²	1,5 mm ²	1,5 mm ²	2,5 mm ²	2,5 mm ²	2,5 mm ²	2,5 mm ²	
75W	1 mm ²	1 mm ²	1,5 mm ²	1,5 mm ²	2,5 mm ²	2,5 mm ²	4 mm ²	4 mm ²	4 mm ²	4 mm ²	
100W	1 mm ²	1 mm ²	1,5 mm ²	2,5 mm ²	2,5 mm ²	4 mm ²	4 mm ²	4 mm ²	6 mm ²	6 mm ²	
125W	1 mm ²	1,5 mm ²	2,5 mm ²	2,5 mm ²	4 mm ²	4 mm ²	6 mm ²	6 mm ²	6 mm ²	10 mm ²	
150W	1 mm ²	1,5 mm ²	2,5 mm ²	4 mm ²	4 mm ²	6 mm ²	6 mm ²	6 mm ²	10 mm ²	10 mm ²	
175W	1 mm ²	2,5 mm ²	4 mm ²	4 mm ²	6 mm ²	6 mm ²	10 mm ²	10 mm ²	10 mm ²	10 mm ²	
200W	1 mm ²	2,5 mm ²	4 mm ²	4 mm ²	6 mm ²	6 mm ²	10 mm ²	10 mm ²	10 mm ²	10 mm ²	
225W	1,5 mm ²	2,5 mm ²	4 mm ²	6 mm ²	6 mm ²	10 mm ²	10 mm ²	10 mm ²	N.C.	N.C.	
250W	1,5 mm ²	2,5 mm ²	4 mm ²	6 mm ²	10 mm ²	10 mm ²	10 mm ²	10 mm ²	N.C.	N.C.	
275W	1,5 mm ²	4 mm ²	6 mm ²	6 mm ²	10 mm ²	10 mm ²	10 mm ²	N.C.	N.C.	N.C.	
300W	1,5 mm ²	4 mm ²	6 mm ²	6 mm ²	10 mm ²	10 mm ²	N.C.	N.C.	N.C.	N.C.	



Morsetto non incluso. Da prevedere per connessione con gli spezzi di cavi in dotazione alla STRIPLED.

Terminal block not included. Use to connect with STRIPLED supplied wires.

OUTLIGHT

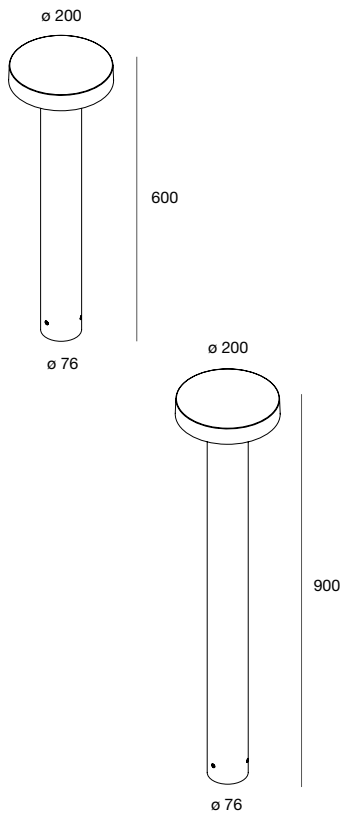
DISC	550
LYTUS	551
GLASS	552
LISA	553
FATA	554
PEAK	555
ZENIT	556
AZIMUT	557
TILE	558
SOLE	559
DROP FLAT	560
SOAP	561
TECA	562
TITTI	563
JOY	564

DISC



Bollard LED IP65, per installazione su pavimentazione. Corpo in lega di alluminio. Sorgenti LED 3000K. Verniciatura a polvere grigio antracite ad alta resistenza agli agenti atmosferici, schermo diffusore in polimero tecnico. Alimentazione elettronica 220-240V 50/60Hz integrata.

Bollard LED IP65, for ground installation. Aluminum alloy body. 3000K LED sources. High resistance anthracite grey powder coating, diffuser screen in technical polymer. Electronic driver 220-240V 50/60hz integrated.



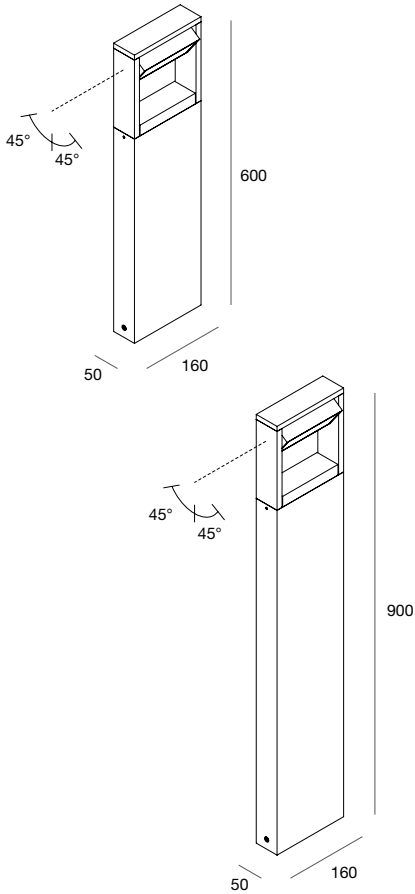

H (mm)			3000K 	Euro CHF
600	13W	880 lm	110601.94	124,50
900	13W	880 lm	110602.94	143,75

LYTUS



Bollard LED IP65 orientabile, per installazione su pavimentazione. Corpo in lega di alluminio. Sorgenti LED 3000K. Schermo in vetro extrachiario trasparente di protezione. Verniciatura a polvere grigio antracite ad alta resistenza agli agenti atmosferici. Alimentazione elettronica 220-240V 50/60Hz integrata.

Bollard LED IP65 adjustable, for ground installation. Aluminum alloy body. 3000K LED sources. Extra-clear glass screen for protection. Anthracite grey powder coating with high resistance to atmospheric agents. Electronic driver 220-240V 50/60hz integrated.



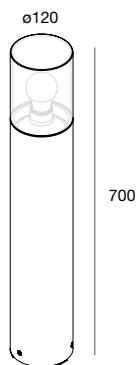
H (mm)			3000K	Euro CHF
600	7W	440 lm	110501.94	155,00
900	7W	440 lm	110502.94	184,50

GLASS



Bollard LED IP65, E27 a tensione di rete, per installazione su pavimentazione. Corpo in lega di alluminio. Verniciatura a polvere grigio antracite ad alta resistenza agli agenti atmosferici. Schermo diffusore in vetro nelle versioni fumè o ambra. Sorgente LED E27 non inclusa.

Bollard LED IP65, E27 mains voltage, for installation on ground. Aluminum alloy body. Anthracite grey powder coating with high resistance to atmospheric agents. Diffuser screen in smoked or amber glass. E27 LED source not included.



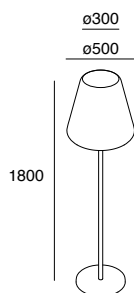
H (mm)	VERSION				Euro CHF
700	fumè/smoked	8W max	E27	110701.94	223,75
700	ambra/amber	8W max	E27	110702.94	223,75

LISA



Piantana IP44, struttura in lega di alluminio verniciato a polvere di colore grigio antracite; diffusore in PMMA opale antiurto, protetto UV. A tensione di rete E27 (max 40W). Apparecchio fornito con cavo H05RN-F 2X1,0 mm² L=3 m e di spina terminale Schuko (16A 250V).

Floor lamp IP44, structure in powder-coated aluminium alloy in anthracite grey colour; shockproof opal PMMA diffuser, UV protected. At mains voltage E27 (max 40W). Supplied with H05RN-F 2X1.0 mm² L=3 m cable and Schuko terminal plug (16A 250V).

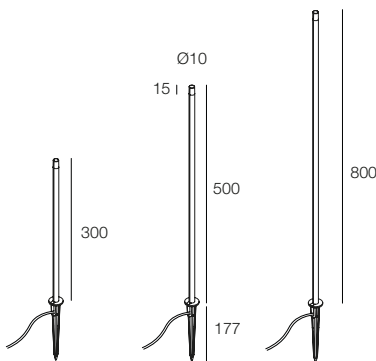



H (mm)				Euro CHF
1800	40W max	E27	104801.13	412,50

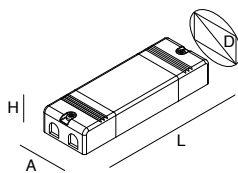


Bollard LED IP65 per installazione a terra con picchetto. Corpo in lega di alluminio verniciata a polvere nera, schermo diffusore in polimero tecnico. Sorgenti LED 3000K. Completo di cavo da 1m, privo di connettore, e picchetto incluso. Alimentatore elettronico 24Vdc da ordinare a parte.

LED Bollard IP65 for ground installation with spike. Body made of black powder-coated aluminum alloy, diffuser screen in technical polymer. 3000K LED light sources. Supplied with a 1m cable without connector and includes spike. Electronic power supply 24Vdc to be ordered separately.



L (mm)			3000K 	Euro CHF
300	0.5W	56 lm	114401.02	26,25
500	0.5W	56 lm	114402.02	27,50
800	0.5W	56 lm	114403.02	30,00



ALIMENTATORE STABILIZZATO
24Vdc 220-240V 50/60Hz
Collegamento in parallelo di max
40 Fata. Distanza max 60m tra
alimentatore ed apparecchio, con
cavo di sezione 2,5mm².

STABILIZED DRIVER
24Vdc 220-240V 50/60Hz
Parallel connection of up to 40 Fata.
Maximum distance of 60m between
driver and fixture, using a 2,5mm²
section cable

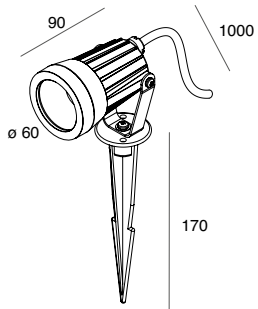
	A (mm)	D (mm)	H (mm)	L (mm)	Euro CHF	
101348.99	24W	35	44	26	118	24,50

PEAK



Mini proiettore orientabile LED IP65. Corpo, ghiera e staffa di fissaggio in lega di alluminio anodizzata e verniciata a polvere, picchetto per installazione a terra in tecnopolimero. Riflettore in alluminio e schermo di protezione in vetro temprato extrachiaro trasparente. Alimentazione elettronica 220-240V 50/60Hz integrata

Adjustable IP65 LED projector. Body, ring and fixing bracket made of anodized and powder coated aluminium alloy, spike for ground installation in tecnopolymer. Optic in aluminium and extra clear protection tempered glass. Integrated electronic driver 220-240V 50/60Hz.



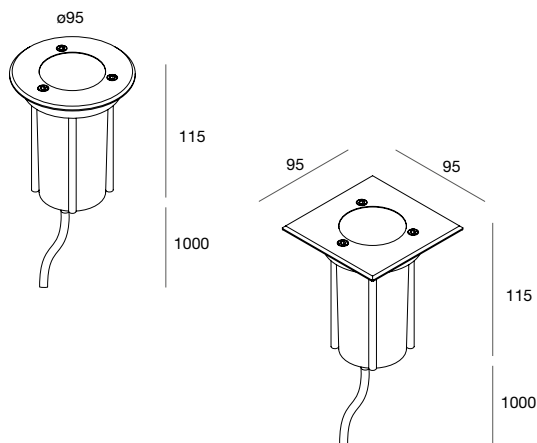
			3000K		Euro CHF
24°	4W	330 lm	109301.02		44,50

ZENIT



Apparecchio LED IP67 calpestabile, da incasso a terra, a tensione di rete con ottica fissa con riflettore 15° o 50°. Corpo in lega di alluminio anodizzata e verniciata a polvere, cornice tonda o quadrata in acciaio inox AISI 316 spazzolato e vetro temperato. Provvisto di cavo H05RN-F 3X1 mm² di lunghezza 1m. Viteria inox ed alimentatore elettronico Incorporato. Cassaforma da ordinare a parte. Resistenza al carico statico (per installazione su pavimentazione) pari a 2.000kg. Temperatura di contatto <65°C.

LED floor recessed luminaire IP67 walkable, with fixed optics and with 15° or 50° reflector, for operation with mains voltage. Body in anodized and powder coated aluminium alloy, round or square frame made of brushed stainless steel AISI 316 and tempered glass. Equipped with cable H05RN-F 3X1 mm² length 1m. Stainless steel screws and built-in electronic driver. Recessed box to be ordered separately. Resistance to static load (for installation on a pavement) of 2.000kg. Contact temperature 65 °C.

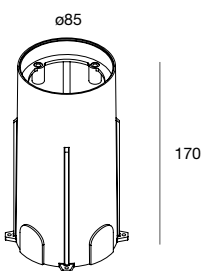


TONDO

			3000K	Euro CHF
15°	5W	353 lm	111301.09	133,75
50°	5W	359 lm	111302.09	133,75

QUADRATO

			3000K	Euro CHF
15°	5W	353 lm	111303.09	145,75
50°	5W	359 lm	111304.09	145,75




CASSAFORMA
In polietilene.
Accessorio obbligatorio.

RECESSED BOX
Made of polyethylene.
Mandatory accessory.

111305.99

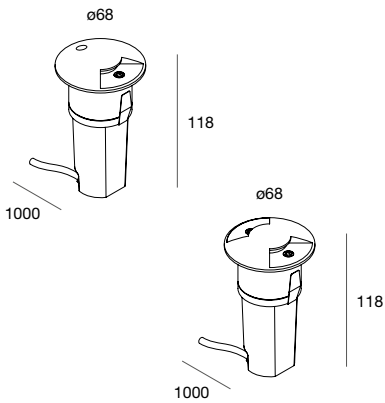
Euro | CHF
25,75

AZIMUT

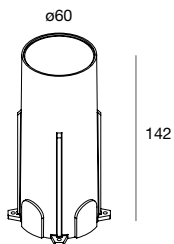


Apparecchio LED IP67 calpestabile, da incasso a terra, a tensione di rete con emissione radente ad uno o due fasci. Corpo in lega di alluminio anodizzata e verniciata a polvere, calotta superiore in acciaio inox AISI 316 spazzolato. Provvisto di cavo H05RN-F 3X1 mm² di lunghezza 1m. Viteria inox ed alimentatore elettronico incorporato. Cassaforma da ordinare a parte. Resistenza al carico statico (per installazione su pavimentazione) pari a 2.000kg. Temperatura di contatto <65°C.

LED floor recessed luminaire IP67 walkable, with one or two beams grazing emission, for operation with mains voltage. Body in anodized and powder coated aluminium alloy, upper shell in brushed stainless steel. Equipped with cable H05RN-F 3X1 mm² length 1m. Stainless steel AISI 316 screws and built-in electronic driver. Recessed box to be ordered separately. Resistance to static load (for installation on a pavement) of 2.000kg. Contact temperature 65 °C.



EMISSION		3000K		Euro CHF
Single	3W	20 lm	111201.09	123,75
Double	3W	20 lm	111202.09	122,00




CASSAFORMA
In polietilene.
Accessorio obbligatorio.

RECESSED BOX
Made of polyethylene.
Mandatory accessory.

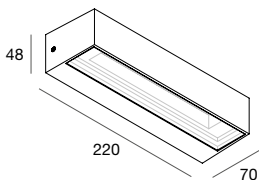
		Euro CHF
111203.99		13,25

TILE



Applique LED IP65 monoemissione o biemissione. Sorgenti LED CCT (3000K-3500K-4000K). Corpo in pressofusione di alluminio anodizzato e verniciato a polvere grigio antracite, vetro goffrato. Alimentazione elettronica integrata 220-240V 50/60 Hz.

IP65 single-emission or bi-emission LED wall light. CCT LED sources (3000K-3500K-4000K). Body in die-cast aluminium anodized and coated with anthracite grey powder, embossed glass. Integrated electronic power supply 220-240V 50/60 Hz.



EMISSION			Euro CHF
Single	12W	101404.94	114,50
Double	2x8W	101405.94	118,25

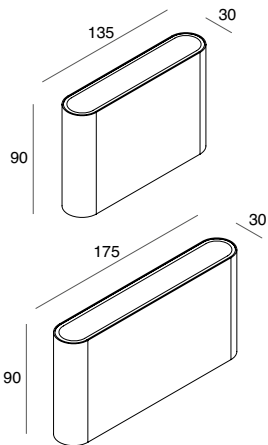
* Temperatura di colore delle sorgenti selezionabile con selettore	12W		2x8W
	3000K	980 lm	1330 lm
Source color temperature selectable with selector	3500K	1000 lm	1370 lm
	4000K	1020 lm	1410 lm

SOLE



Applique LED IP65 biemissione, installabile a parete in orizzontale o verticale. Temperatura di colore delle sorgenti selezionabile con selettore in 3000K, 4000K o 5700K. Corpo in pressofusione di alluminio anodizzato e verniciato a polvere, schermi diffusivi in tecnopolimero prismaticizzato. Alimentazione elettronica integrata 220-240V 50/60Hz.

Double-emission IP65 LED applique, suitable for vertical or horizontal installation. Source colour temperature selectable with selector in 3000K, 4000K or 5700K. Body made of anodized and powder coated die-casting aluminium alloy, diffusers in prismatic tecnopolymer. Integrated electronic driver 220-240V 50/60Hz.



	□	■	Euro CHF	
2X3W	109201.01	.94	77,50	
2X5W	109202.01	.94	93,25	

* Temperatura di colore delle sorgenti, selezionabile con selettore

	2x3W	2x5W
3000K	530 lm	940 lm
4000K	625 lm	1015 lm
5700K	680 lm	1060 lm

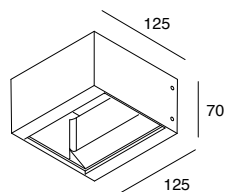
Source color temperature, selectable with selector

DROP FLAT



Appliche LED biemissione. Corpo in lega di alluminio verniciato a polvere. Alimentazione elettronica integrata 220-240V 50/60Hz.

LED applique, double emission. Body in powder-coated aluminium alloy. Integrated electronic power supply 220-240V 50/60Hz.



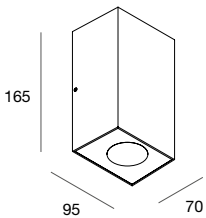
		3000K	<input type="checkbox"/>	<input checked="" type="checkbox"/>	Euro CHF
9W	650 lm	104602.01	.94		126,25

SOAP



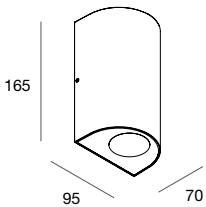
Applique IP65 monoemissione o biemissione per sorgenti LED a tensione di rete PAR16 GU10. Lampade (max 16W) non incluse con dimensioni consigliate D= 50mm H= 60mm max. Corpo in pressofusione di alluminio verniciata a polvere di colore antracite e vetri di protezione serigrafati.

IP65 single emission or biemission wall light for PAR16 GU10 mains voltage LED sources. Lamps (max 16W) not included with recommended dimensions D= 50mm H= 60mm max. Body in die-cast aluminium powder-coated anthracite and screen-printed protective glass.



SOAP L

EMISSION				Euro CHF
Single	16W	GU10	110003.94	67,50
Double	16W	GU10	110004.94	72,50



SOAP R

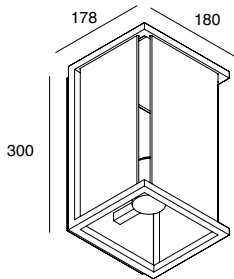
EMISSION				Euro CHF
Single	16W	GU10	110001.94	64,50
Double	16W	GU10	110002.94	70,00

TECA



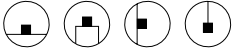
Applique con attacco E27 (lampada non fornita), provvista di corpo e base in lega alluminio verniciata a polvere color grigio antracite e di vetri decorativi extrachiarissimi trasparenti. Portalampana E27 con guarnizione IP54, idoneo ad utilizzo con sorgenti a bulbo A60 LED, prive di dissipatore. Apparecchio a tensione di rete.

Applique for source E27 (lamp not supplied), with body and base in powder-coated aluminum alloy grey anthracite and extra clear decorative glasses. E27 lampholder with IP54 seal, suitable for use with A60 LED bulb sources, without heat sink. Fixture with mains voltage.



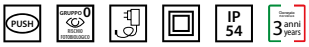
H (mm)				Euro CHF
300	15W max	E27	107601.94	138,75

TITTI

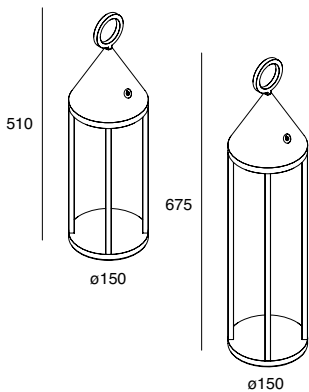


Lampada LED ricaricabile con batteria al litio per installazione in appoggio, oppure a sospensione o a parete mediante accessori da ordinare a parte. Accensione e regolazione del flusso luminoso mediante pulsante incluso nell'apparecchio. Corpo in lega di alluminio verniciato a polvere di colore bianco e diffusore in policarbonato trasparente. Completo di caricabatterie a muro con spina europea (220-240V 50/60 Hz), che permette autonomia della lampada di 9 ore e ricarica in 6 ore, e di cavo micro USB.

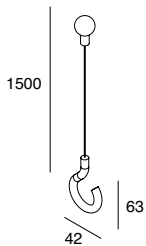
Rechargeable LED lamp with lithium battery for installation in support, suspension or wall by accessories to be ordered separately. Lighting and adjustment of the luminous flux by means of a button included in the fixture. Body in white powder-coated aluminium alloy and transparent polycarbonate diffuser. Complete with wall charger with European plug (220-240V 50/60 Hz), which presses lamp autonomy of 9 hours and recharge in 6 hours, and micro USB cable.



* Esclusa batteria
Excluding battery



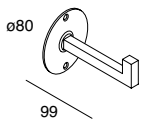
H (mm)			3000K <input type="checkbox"/>	Euro CHF
510	2W	168 lm	107701.01	157,50
670	2W	168 lm	107702.01	170,00



SOSPENSIONE
da avvolgere, con terminali a
gancio e contrappeso.

SUSPENSION
For rolling, with hook
terminals and counterweight.

<input type="checkbox"/>	L (mm)	Euro CHF
107703.01	1500	26,25



GANCIO A PARETE
WALL HOOK

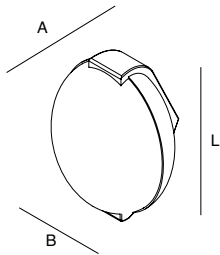
<input type="checkbox"/>	Euro CHF
107704.01	13,25

JOY

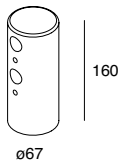


Plafoniera a tensione di rete E27 per installazione su palo, in configurazione singola o doppia, oppure a parete, per spazi esterni. La linea classica di questo prodotto Novalux lo rende adatto all'illuminazione di ogni tipo di giardino, terrazza o portico.

Ceiling light fixture with mains voltage and E27 lamp socket for pole mounting in single or double version, or wall-mounted, for outdoor spaces. The classic line of this Novalux product makes it suitable for lighting any type of garden, terrace or porch.



A (mm)	B (mm)	L (mm)		3000K	■	Euro CHF
195	180	240	40W max	E27	A5607NE	32,75
250	220	310	60W max	E27	A5617NE	46,50



SUPPORTO
per fissaggio su palo Ø 60 mm

SUPPORT
for mounting on pole Ø 60 mm

■
A550NE

Euro | CHF

11,00

INDEX CODE / PRODUCT

CODICE	PAGINA	CODICE	PAGINA	CODICE	PAGINA	CODICE	PAGINA	CODICE	PAGINA
1009A0.99	520	1058A7._	178	1087B4._	149	16227.96	490	100914.99	521
1009A1.99	520	1058A8._	179	1087B5._	149	16228.01	490	100915.99	67
1018A0.99	66	1058A9._	179	1087B6._	149	16230.99	490	100915.99	513
1018A1.99	66	1058B0._	179	1087B7._	149	16231.96	490	100915.99	521
1018A2.99	513	1058B1._	179	1087B8._	149	16232.96	490	100916.99	75
1018A3.99	510	1058B2._	179	1087B9._	149	16232.96	494	100916.99	512
1018A3.99	511	1058B3._	179	1087C1._	149	16234.01	490	100916.99	521
1018A3.99	514	1058B4._	179	1087C2._	149	16301.96	511	100917.99	75
1018A4.02	216	1058B5._	179	1087C3._	148	16302.99	511	100917.99	512
1018A4.02	463	1058B6._	187	1087C4._	148	16901.99	544	100917.99	521
1018A6.99	66	1058B7._	187	1087C5._	148	16902.99	545	100918.99	75
1018A7.99	66	1058B8._	187	1087C6._	148	16902.99	546	100918.99	512
1018A8.99	66	1058B9._	187	1087C7._	148	16904.99	545	100918.99	521
1018A9.99	66	1058C0._	187	1087C8._	148	16905.99	544	100919.99	521
1018B0.99	67	1058C1._	187	1087C9._	148	16906.99	544	100920.99	521
1018B1.99	75	1058C2._	187	1087D0._	148	16906.99	546	100921.99	521
1018B3.02	45	1058C3._	187	1087D1._	148	16908.99	547	100922.99	520
1018B4.02	45	1058C4._	276	1087D2._	144	16909.99	545	100923.99	520
1018B5.02	45	1058C5._	275	1087D3._	144	16909.99	546	100924.99	520
1018B6.02	46	1058C6._	276	1087D4._	144	16910.99	545	100925.99	75
1018C0.99	98	1058C7._	275	1087D5._	150	16910.99	546	100925.99	512
1018C1.99	98	1058C8._	276	1087D6._	144	16911.99	545	100925.99	521
1018C2.99	98	1058C9._	192	1087D7._	144	16911.99	546	100926.99	75
1018C3.99	99	1058D0._	192	1087D8._	144	18004.99	39	100926.99	512
1018C4.99	99	1058D1._	193	1087D9._	150	18004.99	413	100926.99	521
1018C5.99	99	1058D1.01	457	10009A2.99	509	18004.99	418	100927.99	75
1018C9.99	57	1058D2._	192	10009A3.99	509	18004.99	420	100927.99	512
1018D0.99	57	1058D3._	192	10009A4.99	509	18004.99	429	100927.99	521
1018D1.99	57	1058D4._	193	10009A5.99	509	18004.99	444	100928.99	67
1018D2.99	57	1058D4.01	457	11814.01	439	18004.99	509	100928.99	513
1018D3.99	99	1058D5._	192	11814.01	444	18004.99	524	100928.99	521
1018D4.99	99	1058D6._	192	11815.01	443	18005.99	39	100929.99	67
1018D5.99	99	1058D7._	193	11816.01	443	18005.99	413	100929.99	513
1018D6.99	56	1058D7.01	457	11817.01	443	18005.99	418	100929.99	521
1020A4.99	440	1058D8._	180	11818.01	443	18005.99	420	100930.99	67
1020A4.99	480	1058D8._	188	11819.01	443	18005.99	429	100930.99	513
1020A4.99	485	1086A0._	137	11820.01	443	18005.99	444	100930.99	521
1020A4.99	492	1086A1.99	139	11821.01	443	18005.99	509	100931.99	522
1020A4.99	499	1086A2.99	139	11822.01	443	18005.99	524	100932.99	522
1020A4.99	501	1087A0._	148	11823.01	443	18601.99	524	100933.99	522
1020A5.99	440	1087A1._	148	11824.01	443	18602.99	524	100934.99	520
1020A5.99	480	1087A2._	148	11825.01	443	18603.99	524	100935.99	520
1020A5.99	485	1087A3._	150	11826.01	443	18604.99	524	100936.99	520
1020A5.99	492	1087A4._	150	15201._	510	18606.99	524	100937.99	520
1020A5.99	499	1087A5._	150	15202._	510	18607.99	524	100938.99	520
1020A5.99	501	1087A6._	150	15206._	510	18906.99	528	100939.99	520
1058A0._	178	1087A7._	150	15213.00	510	100911.99	521	100940.99	520
1058A1._	178	1087A8._	150	15213.00	511	100912.99	521	100941.99	520
1058A2._	178	1087A9._	150	15213.99	510	100913.99	67	100942.99	520
1058A3._	178	1087B1._	151	15213.99	511	100913.99	513	100943.99	520
1058A4._	178	1087B2.99	126	16213.99	489	100913.99	521	100944.99	520
1058A5._	178	1087B2.99	151	16215.99	488	100914.99	67	100945.99	521
1058A6._	178	1087B3._	149	16223.99	490	100914.99	513	100946.99	521

INDEX CODE / PRODUCT

CODICE	PAGINA	CODICE	PAGINA	CODICE	PAGINA	CODICE	PAGINA	CODICE	PAGINA
100947.99	521	101313.99	222	101348.99	554	101808.99	57	102029.99	498
100948.99	521	101313.99	525	101349.99	478	101853.99	92	102031.99	488
100949.99	521	101318.99	99	101350.99	478	101854.99	92	102053.01	492
100950.99	521	101318.99	235	101404.94	558	101855.99	92	102054.01	492
100951.99	521	101318.99	525	101405.94	558	101856.99	92	102055.01	492
100952.99	521	101318.99	540	101501.99	34	101863.99	92	102056.01	492
100953.99	521	101320.99	202	101502.99	34	101864.99	92	102086.01	489
100954.99	521	101320.99	206	101503.99	34	101871.99	56	102086.01	495
100955.99	521	101320.99	212	101504.99	34	101872.99	58	102086.01	498
100964.99	519	101320.99	222	101505.99	34	101873.99	58	102087.01	489
100965.99	519	101320.99	526	101506.99	34	101874.99	58	102087.01	498
100966.99	509	101322.99	389	101507.99	34	101875.99	58	102096.01	487
100966.99	519	101325.99	418	101508.99	34	101876.99	60	102097.01	487
100967.99	523	101325.99	420	101509.99	34	101877.99	56	102098.01	487
100968.99	523	101325.99	429	101520.99	35	101878.01	463	102099.01	487
100969.99	523	101326.99	429	101521.99	39	101879.01	463	102109.99	522
100970.99	523	101327.99	524	101522.99	39	101880.01	463	102605.99	522
100974.99	523	101328.99	524	101523.02	36	101881.01	463	102606.99	522
100975.99	523	101328.99	99	101524.02	36	101882.01	463	102607.99	522
100976.99	523	101329.99	525	101525.02	36	101883.01	463	103002.99	87
100977.99	523	101329.99	541	101526.02	36	101884.01	463	103003.99	86
100978.99	523	101330.99	429	101527.02	36	101885.01	463	103003.99	87
100979.99	523	101331.99	418	101528.02	36	101894.99	74	103103.01	369
100980.99	520	101331.99	420	101529.02	36	101895.99	74	103313.99	180
100981.99	520	101331.99	429	101530.02	36	101896.99	74	103313.99	182
100982.99	520	101333.99	429	101532.02	36	101897.99	74	103313.99	188
100983.99	520	101333.99	444	101533.02	36	101898.99	66	103314.99	180
100984.99	520	101334.99	418	101535.02	36	101899.99	66	103314.99	182
100985.99	520	101334.99	420	101536.02	36	101901.01	418	103314.99	188
100986.99	519	101334.99	429	101538.02	37	101902.01	418	103315.99	180
100987.99	519	101336.99	389	101539.02	37	101905.01	418	103315.99	182
100988.99	519	101338.99	524	101540.02	37	101906.01	418	103315.99	188
100989.99	519	101339.99	524	101541.02	39	101907.01	420	103316. __	182
100990.99	519	101340. __	203	101542. __	37	101908.01	420	103316. __	188
100991.99	519	101340. __	207	101543. __	37	101909.01	418	103317.99	188
100992.99	519	101340. __	212	101544. __	37	101910.01	418	103318.99	181
100993.99	519	101341. __	203	101545. __	37	101911.01	418	103318.99	191
100996.99	520	101341. __	207	101546. __	37	101912.01	418	103319. __	181
100997.99	520	101342.99	525	101547. __	37	101913. __	419	103319. __	277
100998.99	520	101343.99	420	101548. __	37	101914. __	419	103319.01	517
100999.99	520	101343.99	429	101549. __	37	102001.01	487	103320. __	181
101301.99	99	101344.99	28	101550.02	38	102002.01	487	103320. __	277
101301.99	235	101344.99	46	101551.02	38	102007.01	487	103320.01	517
101302.99	99	101344.99	109	101552.02	38	102008.01	487	103323. __	191
101302.99	235	101344.99	202	101553.02	38	102028.99	479	103324. __	188
101304.99	99	101344.99	206	101554.99	38	102028.99	484	103325. __	188
101304.99	526	101344.99	212	101801.99	56	102028.99	488	103326.99	188
101313.99	28	101344.99	222	101802.99	57	102028.99	495	103327. __	180
101313.99	46	101344.99	525	101803.99	57	102028.99	498	103327. __	190
101313.99	109	101345.99	413	101804.99	57	102028.99	501	103328. __	182
101313.99	202	101346.99	413	101805.99	56	102029.99	479	103328. __	189
101313.99	206	101347.99	519	101806.99	57	102029.99	484	103329. __	180
101313.99	212	101348.99	524	101807.99	57	102029.99	488	103329. __	182

INDEX CODE / PRODUCT

CODICE	PAGINA	CODICE	PAGINA	CODICE	PAGINA	CODICE	PAGINA	CODICE	PAGINA
103329._	189	103632.01	428	104602.01	560	105151._	293	105402.01	517
103329._	190	103633.01	428	104701.01	501	105151._	302	105403.99	517
103330.99	189	103634.01	428	104702.01	501	105151._	317	105404.01	517
103330.99	190	103635.01	428	104703.01	501	105152._	264	105408._	515
103331._	180	103638.01	428	104704.01	501	105152._	281	105409._	515
103331._	190	103639.01	428	104709.01	501	105152._	293	105410.99	515
103332._	182	103640.01	426	104710.01	501	105152._	302	105411.96	513
103332._	189	103641.01	426	104711.01	501	105152._	317	105412.99	513
103333._	180	103642.01	426	104712.01	501	105153._	281	105413.99	513
103333._	182	103643.01	426	104801.13	553	105153._	293	105414.99	517
103333._	189	103644.01	426	105103.99	306	105153._	302	105415._	514
103333._	190	103645.01	357	105104.99	306	105154._	281	105417._	514
103334.99	189	103646.01	357	105109.99	306	105154._	293	105419.99	514
103334.99	190	103902.01	379	105110.99	306	105154._	302	105420._	512
103335._	276	104101.01	497	105135._	262	105155._	264	105421._	512
103336._	276	104104.01	497	105135._	289	105155._	281	105422.99	512
103337._	276	104107.99	498	105136._	262	105155._	293	105423.99	512
103338._	276	104108.01	498	105136._	289	105155._	302	105424.96	518
103343._	275	104109.01	498	105137._	262	105155._	317	105425.99	518
103344._	275	104110.99	499	105137._	289	105156._	264	105426.99	518
103345._	275	104111.01	497	105138._	289	105156._	281	105427.96	508
103346._	275	104115.01	497	105139._	289	105156._	293	105501.01	495
103351._	276	104119.99	498	105140._	289	105156._	302	105502.01	495
103352._	276	104131.01	497	105141._	290	105156._	317	105503.99	495
103359.99	189	104132.01	497	105142._	290	105157._	263	105601.01	494
103360.99	180	104133.01	497	105143._	290	105157._	267	105602.01	494
103360.99	182	104134.01	497	105144._	290	105157._	280	105603.01	494
103360.99	188	104315.01	371	105145._	290	105157._	292	105604.01	494
103361._	180	104316.01	371	105146._	290	105157._	296	105801._	174
103363._	188	104317.01	371	105147.99	263	105157._	303	105802._	174
103365._	191	104318.01	371	105147.99	280	105157._	310	105803._	174
103366._	191	104319.01	371	105147.99	292	105157._	313	105804._	174
103367._	277	104320.01	371	105147.99	300	105157._	316	105805._	174
103368._	277	104321.01	371	105147.99	303	105158._	263	105806._	174
103601.01	426	104322.01	371	105147.99	316	105158._	267	105811._	178
103602.01	426	104325.01	371	105147.99	317	105158._	280	105812._	178
103603.01	426	104326.01	371	105148.99	263	105158._	292	105813._	178
103607.04	427	104327.01	371	105148.99	280	105158._	296	105814._	178
103609.04	427	104328.01	371	105148.99	292	105158._	303	105815._	175
103611.14	427	104329.01	371	105148.99	300	105158._	310	105816._	175
103611.15	427	104330.01	371	105148.99	303	105158._	313	105817._	175
103611.16	427	104331.01	371	105148.99	316	105158._	316	105818._	175
103612.14	427	104332.01	371	105148.99	317	105159.99	263	105819._	175
103612.15	427	104333.01	371	105149._	264	105159.99	264	105820._	175
103612.16	427	104334.01	371	105149._	281	105159.99	280	105825._	179
103615.01	426	104335.99	371	105149._	293	105159.99	281	105826._	179
103616.01	426	104336.01	371	105149._	302	105159.99	292	105827._	179
103623.01	426	104337.01	371	105150._	264	105159.99	293	105828._	179
103627.01	426	104338.01	371	105150._	281	105159.99	312	105829._	175
103628.01	426	104339.01	371	105150._	293	105159.99	313	105830._	175
103629.04	427	104340.01	371	105150._	302	105159.99	316	105831._	175
103630.01	426	104341.01	371	105151._	264	105159.99	317	105832._	175
103631.04	427	104429.99	495	105151._	281	105401.01	516	105833._	175

INDEX CODE / PRODUCT

CODICE	PAGINA	CODICE	PAGINA	CODICE	PAGINA	CODICE	PAGINA	CODICE	PAGINA
105834._	175	105890._	186	106102._	466	106207.01	164	106719.01	460
105835._	184	105891._	174	106103._	465	106208.01	164	106721.01	455
105836._	184	105892._	174	106104._	466	106209.01	164	106721.01	460
105837._	184	105893._	174	106105._	465	106210.01	164	106722._	119
105838._	184	105894._	175	106106._	466	106211.01	164	106722._	139
105839._	184	105895._	175	106107._	465	106212.01	164	106723._	119
105840._	184	105896._	175	106108._	466	106213.01	164	106723._	139
105845._	187	105897._	175	106109.15	217	106214.01	164	106724.01	455
105846._	187	105898._	175	106109.15	467	106215.01	164	106725.01	458
105847._	187	105899._	175	106110.15	217	106216.01	164	106726.01	458
105848._	187	105901.99	538	106110.15	467	106217.01	164	106727.01	458
105849._	184	105902.99	538	106111.02	217	106218.01	164	106728.01	455
105850._	184	105903.99	536	106111.02	467	106219.99	165	106729.01	459
105851._	184	105903.99	538	106112.02	217	106220.99	165	106730.01	459
105853._	181	105904.99	536	106112.02	467	106221.99	165	106731.01	459
105853._	191	105904.99	538	106113.00	217	106222.99	165	106732.01	459
105854._	181	105907.99	537	106113.00	467	106223.99	165	106733.01	459
105854._	191	105907.99	538	106114.00	217	106224.99	165	106734.01	460
105855._	176	105909.99	536	106114.00	467	106225.99	165	106735.01	456
105856._	176	105910.99	536	106115._	466	106226.99	165	106736.01	457
105857._	176	105911.99	537	106116._	466	106227.99	165	106737.99	457
105858._	176	105912.99	537	106117._	466	106228.99	165	106738.01	457
105859._	176	105914.99	28	106118._	466	106229.99	166	106739.01	455
105860._	176	105914.99	99	106119.00	467	106230.01	166	106739.01	460
105861._	176	105914.99	109	106120.15	467	106231.99	166	106740.01	454
105862._	176	105914.99	235	106121.02	467	106602.01	393	106740.01	459
105863._	176	105914.99	526	106122._	465	106701.01	454	106802.99	86
105864._	176	105914.99	543	106123._	465	106702.01	454	106902.99	80
105865._	176	105916.99	532	106124._	465	106703.01	454	106903.99	80
105866._	176	105917.99	531	106125._	465	106704.01	454	106904.99	80
105867._	177	105918.99	531	106126.00	217	106704.01	459	106905.99	80
105868._	177	105919.99	531	106126.00	467	106705.01	454	107119._	266
105869._	177	105920.99	530	106127.02	217	106705.01	459	107119._	295
105870._	177	105921.99	530	106127.02	467	106706.01	454	107120._	266
105871._	177	105922.99	530	106128.15	217	106706.01	459	107120._	295
105872._	177	105923.99	28	106128.15	467	106707.01	455	107121._	266
105873._	177	105923.99	99	106129._	465	106707.01	460	107121._	295
105874._	177	105923.99	109	106130._	465	106708.01	455	107122._	295
105875._	177	105923.99	235	106131._	466	106709.01	454	107123._	295
105876._	177	105923.99	526	106132._	466	106709.01	459	107124._	295
105877._	177	105923.99	542	106133.00	217	106710.01	454	107125.99	267
105878._	177	105924.99	529	106133.00	467	106710.01	459	107125.99	296
105879._	186	105925.99	529	106134.00	217	106711.01	454	107126.99	267
105880._	186	105927.99	533	106134.00	467	106711.01	459	107126.99	296
105881._	186	105928.99	534	106135.00	467	106712.01	454	107127._	267
105882._	186	105929.99	533	106136.00	217	106712.01	459	107127._	297
105883._	186	105930.99	533	106136.00	467	106713.01	454	107128._	267
105884._	186	105931.99	533	106201.01	164	106713.01	459	107128._	297
105885._	186	105932.99	534	106202.01	164	106716.01	455	107129._	267
105886._	186	105933.99	534	106203.01	164	106717.01	455	107129._	297
105887._	186	105934.99	530	106204.01	164	106718.01	455	107130._	267
105888._	186	105935.99	532	106205.01	164	106718.01	460	107130._	297
105889._	186	106101._	465	106206.01	164	106719.01	455	107204.01	240

INDEX CODE / PRODUCT

CODICE	PAGINA	CODICE	PAGINA	CODICE	PAGINA	CODICE	PAGINA	CODICE	PAGINA
107205.01	241	107359._ _	301	107915.03	439	107958.03	439	108504._ _	49
107206.01	239	107360._ _	301	107915.97	439	107958.97	439	108504._ _	226
107207.99	241	107361._ _	301	107916.01	439	107959.01	439	108505._ _	49
107209.99	241	107362._ _	301	107916.03	439	107959.03	439	108505._ _	226
107212.01	238	107501.01	447	107916.97	439	107959.97	439	108506._ _	49
107213.01	239	107502.01	447	107917.01	439	107960.01	439	108506._ _	226
107214.01	239	107503.01	447	107917.03	439	107960.03	439	108519._ _	48
107215.01	239	107504.01	447	107917.97	439	107960.97	439	108519._ _	224
107216.01	239	107601.94	562	107918.01	439	107961.01	439	108525._ _	215
107217.01	239	107701.01	563	107918.03	439	107961.03	439	108526._ _	215
107218.01	239	107702.01	563	107918.97	439	107961.97	439	108527._ _	215
107219.01	239	107703.01	563	107937.97	440	107962.01	439	108528.99	50
107220.01	239	107704.01	563	107938.97	440	107962.03	439	108528.99	215
107221.01	239	107901.01	437	107945.01	437	107962.97	439	108528.99	225
107222.01	239	107901.03	437	107945.03	437	107963.97	440	108528.99	327
107223.01	239	107901.97	437	107945.97	437	107964.97	440	108529._ _	215
107224.01	240	107902.01	437	107946.01	437	108001.01	359	108530._ _	215
107225.01	240	107902.03	437	107946.03	437	108002.01	359	108531._ _	215
107226.99	241	107902.97	437	107946.97	437	108003.01	359	108532._ _	215
107324.99	306	107903.01	437	107947.01	437	108201.01	363	108533._ _	215
107324.99	375	107903.03	437	107947.03	437	108202.01	363	108534._ _	215
107325.99	306	107903.97	437	107947.97	437	108203.01	363	108535._ _	217
107325.99	375	107904.01	437	107948.01	437	108204.01	363	108536._ _	217
107326._ _	306	107904.03	437	107948.03	437	108205.01	363	108537._ _	217
107329._ _	306	107904.97	437	107948.97	437	108206.01	363	108538._ _	217
107330._ _	306	107905.01	437	107949.01	437	108301.01	327	108539._ _	217
107332._ _	299	107905.03	437	107949.03	437	108302.01	327	108540._ _	217
107333._ _	299	107905.97	437	107949.97	437	108405.02	221	108541._ _	217
107334._ _	299	107906.01	437	107950.01	437	108406.02	221	108542._ _	217
107335._ _	299	107906.03	437	107950.03	437	108407.02	46	108543._ _	217
107336._ _	299	107906.97	437	107950.97	437	108407.02	221	108544._ _	216
107337._ _	299	107907.01	438	107951.01	438	108408.02	46	108545._ _	216
107338._ _	305	107907.03	438	107951.03	438	108408.02	221	108546._ _	216
107339._ _	305	107907.97	438	107951.97	438	108409.02	46	108547._ _	216
107340._ _	305	107908.01	438	107952.01	438	108409.02	221	108548._ _	216
107341._ _	305	107908.03	438	107952.03	438	108410.02	46	108549._ _	216
107342._ _	305	107908.97	438	107952.97	438	108410.02	221	108550._ _	216
107343._ _	305	107909.01	438	107953.01	438	108411.02	222	108551._ _	216
107344._ _	305	107909.03	438	107953.03	438	108412.99	222	108552._ _	216
107345._ _	305	107909.97	438	107953.97	438	108414.02	223	108553._ _	216
107346._ _	305	107910.03	438	107954.01	438	108415.02	223	108554._ _	216
107347._ _	306	107910.97	438	107954.03	438	108416.02	223	108555._ _	216
107348._ _	375	107911.03	438	107954.97	438	108417.02	223	108556._ _	216
107349._ _	375	107911.97	438	107955.01	438	108419.02	221	108557._ _	216
107350._ _	375	107912.03	438	107955.03	438	108420.02	221	108558._ _	216
107351._ _	300	107912.97	438	107955.97	438	108421.02	221	108559._ _	216
107352._ _	300	107913.01	439	107956.01	438	108422.02	221	108560._ _	216
107353._ _	300	107913.03	439	107956.03	438	108501._ _	49	108561._ _	216
107354._ _	300	107913.97	439	107956.97	438	108501._ _	226	108562._ _	49
107355._ _	300	107914.01	439	107957.01	439	108502._ _	49	108562._ _	226
107356._ _	300	107914.03	439	107957.03	439	108502._ _	226	108563._ _	49
107357._ _	301	107914.97	439	107957.97	439	108503._ _	49	108563._ _	226
107358._ _	301	107915.01	439	107958.01	439	108503._ _	226	108564._ _	49

INDEX CODE / PRODUCT

CODICE	PAGINA	CODICE	PAGINA	CODICE	PAGINA	CODICE	PAGINA	CODICE	PAGINA
108564._	226	108610._	134	108663._	134	108717._	144	108770._	144
108565._	49	108611._	134	108664._	134	108718._	144	108771._	144
108565._	226	108612._	134	108665._	134	108719._	144	108772._	144
108566._	49	108613._	134	108666._	134	108720._	144	108773._	144
108566._	226	108614._	134	108667._	136	108721._	144	108774._	144
108567._	50	108615._	134	108668._	136	108722._	144	108775._	144
108567._	225	108616._	134	108669._	136	108723._	144	108776._	144
108568._	50	108617._	134	108670._	136	108724._	144	108777._	144
108568._	225	108618._	134	108671._	136	108725._	145	108778._	144
108569._	50	108619._	134	108672._	136	108726._	145	108779._	144
108569._	225	108620._	134	108673._	136	108727._	145	108780._	144
108570._	50	108621._	134	108674._	136	108728._	145	108781._	144
108570._	225	108622._	134	108675._	136	108729._	145	108782._	144
108571._	50	108623._	134	108676._	137	108730._	145	108783._	144
108571._	225	108624._	134	108677._	137	108731._	147	108784._	144
108572._	50	108625._	134	108678._	137	108732._	147	108785._	144
108572._	225	108626._	134	108679._	137	108733._	147	108786._	144
108573._	50	108627._	134	108680._	137	108734._	148	108787._	144
108573._	225	108628._	134	108681._	137	108735._	148	108788._	144
108574._	50	108629._	134	108682._	137	108736._	148	108789._	144
108574._	225	108630._	134	108683._	137	108737._	144	108790._	144
108575._	50	108631._	136	108684._	138	108738._	144	108791._	145
108575._	225	108632._	136	108685.99	139	108739._	144	108792._	145
108579._	214	108633._	136	108686.99	139	108740._	144	108793._	145
108580._	214	108634._	136	108687._	138	108741._	144	108794._	145
108581._	214	108635._	136	108688.99	138	108742._	144	108795._	145
108582._	214	108636._	136	108689.99	138	108743._	144	108796._	145
108583._	214	108637._	136	108690._	136	108744._	144	108797._	147
108584._	214	108638._	136	108691._	136	108745._	144	108798._	147
108585._	214	108639._	136	108692._	136	108746._	144	108799._	147
108586._	214	108640._	134	108693._	136	108747._	144	108801._	156
108587._	214	108641._	134	108694._	136	108748._	144	108802._	156
108588._	214	108642._	134	108695._	136	108749._	144	108803._	156
108589._	214	108643._	134	108696._	134	108750._	144	108804._	156
108590._	49	108644._	134	108697._	134	108751._	144	108805._	156
108590._	226	108645._	134	108698._	134	108752._	144	108806._	156
108591._	48	108646._	134	108699._	137	108753._	144	108807._	156
108591._	224	108647._	134	108701._	144	108754._	144	108808._	156
108592._	48	108648._	134	108702._	144	108755._	144	108809._	156
108592._	224	108649._	134	108703._	144	108756._	144	108810._	156
108593._	48	108650._	134	108704._	144	108757._	144	108811._	156
108593._	224	108651._	134	108705._	144	108758._	145	108812._	156
108594._	48	108652._	134	108706._	144	108759._	145	108813._	156
108594._	224	108653._	134	108707._	144	108760._	145	108814._	156
108601._	134	108654._	134	108708._	144	108761._	145	108815._	156
108602._	134	108655._	134	108709._	144	108762._	145	108816._	156
108603._	134	108656._	134	108710._	144	108763._	145	108817._	156
108604._	134	108657._	134	108711._	144	108764._	147	108818._	156
108605._	134	108658._	134	108712._	144	108765._	147	108819._	158
108606._	134	108659._	134	108713._	144	108766._	147	108820._	158
108607._	134	108660._	134	108714._	144	108767._	148	108821._	158
108608._	134	108661._	134	108715._	144	108768._	148	108822._	158
108609._	134	108662._	134	108716._	144	108769._	148	108823._	158

INDEX CODE / PRODUCT

CODICE	PAGINA	CODICE	PAGINA	CODICE	PAGINA	CODICE	PAGINA	CODICE	PAGINA
108824._	158	108902.99	157	108920.01	490	109007._	251	109809._	315
108825._	158	108903.99	135	108920.01	495	109007._	255	109907._	262
108826._	158	108903.99	146	108921._	139	109007._	259	109908._	266
108827._	158	108903.99	157	108921._	151	109007._	321	110001.94	561
108828._	156	108904.99	135	108921.01	480	109008._	118	110002.94	561
108829._	156	108904.99	146	108921.01	485	109008._	126	110003.94	561
108830._	156	108905.99	135	108921.01	490	109008._	251	110004.94	561
108831._	156	108905.99	146	108921.01	499	109008._	255	110401.01	473
108832._	156	108906.99	135	108922._	139	109008._	259	110402.01	473
108833._	156	108906.99	146	108922._	151	109008._	272	110403.01	473
108834._	156	108907.99	135	108922.01	166	109201.01	559	110404.01	473
108835._	156	108907.99	146	108922.01	480	109202.01	559	110501.94	551
108836._	156	108908.99	135	108922.01	485	109301.02	555	110502.94	551
108837._	156	108908.99	146	108922.01	490	109401.01	389	110601.94	550
108838._	156	108908.99	157	108923.99	135	109402.01	389	110602.94	550
108839._	156	108909.99	135	108923.99	146	109403.01	389	110701.94	552
108840._	156	108909.99	146	108923.99	157	109404.01	389	110702.94	552
108841._	156	108909.99	157	108924.99	135	109405.99	389	110801.99	24
108842._	156	108910.99	135	108924.99	146	109701._	309	110802.99	24
108843._	158	108910.99	146	108924.99	157	109702._	309	110803.99	24
108844._	158	108910.99	157	108925.99	135	109703._	309	110804.99	25
108845._	158	108911.99	135	108925.99	146	109704._	309	110805.99	25
108846._	158	108911.99	146	108925.99	157	109705._	309	110806.99	25
108847._	158	108911.99	157	108926.99	135	109706._	309	110807.99	25
108848._	158	108912.99	135	108926.99	146	109707._	311	110808.99	25
108849._	158	108912.99	146	108927.99	135	109708._	311	110809.99	26
108850._	158	108912.99	157	108927.99	146	109709._	311	110810.99	26
108851._	158	108913.99	135	108928.99	135	109710._	311	110811.99	26
108852._	159	108913.99	146	108928.99	146	109711._	311	110812.99	27
108853._	159	108914.99	135	108929.99	135	109712._	311	110813.99	27
108854._	159	108914.99	146	108929.99	146	109713.99	310	110814.99	27
108855._	159	108915.99	135	109001._	263	109713.99	313	110815.99	27
108856._	159	108915.99	146	109001._	264	109714.99	310	110816.99	27
108857._	159	108916.99	135	109001._	280	109714.99	313	110817.99	27
108858._	159	108916.99	146	109001._	281	109715._	310	110818.99	27
108859._	159	108917.99	135	109001._	292	109715._	312	110819.99	27
108860._	159	108917.99	146	109001._	293	109716._	310	110820.99	27
108861._	158	108917.99	157	109001._	316	109716._	312	110821.99	27
108862._	158	108918.99	135	109001._	317	109717._	310	110822.99	27
108863._	158	108918.99	146	109002._	312	109717._	312	110823.99	27
108864._	158	108918.99	157	109002._	313	109718._	310	110824.99	28
108865._	158	108919._	139	109003._	109	109718._	312	110825.99	108
108866._	158	108919._	151	109004._	109	109801._	315	110901._	200
108867._	156	108919.01	480	109005._	251	109802._	315	110902._	200
108868._	156	108919.01	485	109005._	255	109803._	315	110903._	200
108869._	156	108919.01	490	109005._	259	109804._	315	110904._	200
108870._	159	108919.01	495	109005._	321	109805._	315	110905._	200
108871._	159	108919.01	499	109006._	118	109806._	315	110906._	201
108901.99	135	108920._	139	109006._	126	109807.99	317	110906._	205
108901.99	146	108920._	151	109006._	251	109808.99	317	110906._	211
108901.99	157	108920.01	166	109006._	255	109809._	264	110907._	201
108902.99	135	108920.01	480	109006._	259	109809._	291	110907._	205
108902.99	146	108920.01	485	109006._	272	109809._	312	110907._	211

INDEX CODE / PRODUCT

CODICE	PAGINA	CODICE	PAGINA	CODICE	PAGINA	CODICE	PAGINA	CODICE	PAGINA
110908._.	201	111301.09	556	111814._.	335	112602. 26	407	112921._.	339
110908._.	205	111302.09	556	111815._.	335	112701._.	397	112921._.	342
110908._.	211	111303.09	556	111901._.	339	112702._.	405	112921._.	346
110909.99	201	111304.09	556	111902._.	339	112801. 26	401	112922._.	348
110909.99	205	111305.99	556	112002._.	361	112901.99	336	113001.01	377
110910._.	201	111401._.	232	112003._.	361	112901.99	355	113002.01	377
110910._.	205	111402._.	232	112101._.	431	112902.99	336	113003.01	377
110910._.	211	111403._.	232	112102._.	431	112902.99	355	113004.01	377
110910_.	205	111404._.	232	112201._.	106	112902.99	383	113005.01	377
110911._.	201	111405._.	232	112202._.	106	112903.99	335	113006.01	377
110912._.	201	111406._.	232	112203._.	106	112903.99	353	113007.01	377
110913._.	202	111407._.	232	112204._.	106	112903.99	365	113008.01	377
110913._.	206	111408._.	232	112205._.	106	112903.99	367	113009.01	377
110915._.	210	111409._.	232	112206._.	106	112903.99	385	113010.01	377
110916._.	210	111410._.	232	112207._.	106	112903.99	395	113011.01	377
110917._.	210	111411._.	232	112208._.	106	112903.99	403	113012.01	377
110918._.	210	111412._.	232	112209.99	107	112903.99	469	113013.01	377
110919._.	210	111413._.	233	112210.99	107	112904.99	335	113014.01	377
110920.99	211	111414._.	233	112211.99	107	112904.99	353	113015.01	377
110921._.	211	111415._.	233	112212.99	107	112904.99	365	113016.01	377
110922._.	212	111416._.	233	112213.99	107	112904.99	367	113101._.	320
110923._.	212	111417._.	233	112214.99	107	112904.99	385	113102._.	320
110924._.	204	111418._.	233	112215.99	107	112904.99	395	113103._.	320
110925._.	204	111419._.	233	112216.99	107	112904.99	403	113104._.	320
110926._.	204	111420._.	233	112217.99	107	112904.99	469	113105._.	320
110927._.	204	111421._.	233	112218.99	107	112905._.	348	113106._.	320
110928._.	204	111422._.	233	112219.99	107	112906._.	348	113107._.	320
110929._.	205	111423._.	233	112220.99	107	112907._.	348	113108._.	320
110930._.	202	111424._.	233	112221.99	107	112908._.	349	113109._.	320
110930._.	206	111425._.	234	112222.99	107	112909._.	365	113110._.	320
110931._.	202	111426._.	234	112223.99	107	112909._.	367	113111._.	320
110931._.	206	111427._.	234	112224._.	108	112909._.	385	113112._.	320
110932._.	208	111428._.	233	112225._.	108	112909._.	395	113113._.	320
110933._.	209	111428._.	234	112226._.	108	112909._.	403	113114._.	320
110934._.	208	111429.99	234	112227._.	108	112909._.	469	113115._.	320
110935._.	208	111601._.	351	112228._.	108	112910._.	345	113116._.	320
110936._.	209	111602._.	387	112229.99	109	112910._.	387	113117._.	320
110937._.	208	111701._.	323	112230._.	110	112910._.	405	113118._.	320
110938._.	208	111702._.	323	112232._.	110	112911._.	345	113119._.	319
110939._.	209	111703._.	323	112301._.	433	112911._.	351	113120._.	319
110940._.	208	111801._.	336	112302._.	433	112911._.	397	113121._.	319
110941._.	205	111802._.	336	112401._.	403	112913._.	349	113122._.	319
110941._.	211	111803._.	335	112402._.	395	112914._.	349	113123._.	319
110944._.	203	111804._.	335	112403._.	365	112915._.	349	113124._.	319
110944._.	207	111805._.	354	112404._.	367	112916._.	348	113125._.	319
110945._.	203	111806._.	354	112405._.	365	112917._.	348	113126._.	319
110945._.	207	111807._.	354	112406._.	365	112918._.	342	113127._.	319
111001._.	409	111808._.	353	112407._.	365	112919._.	346	113128._.	319
111002.02	409	111809._.	353	112408._.	385	112920._.	337	113129._.	319
111003.99	409	111810._.	353	112409._.	469	112920._.	339	113130._.	319
111201.09	557	111811._.	383	112501._.	381	112920._.	342	113131._.	319
111202.09	557	111812._.	336	112502._.	381	112920._.	346	113132._.	319
111203.99	557	111813._.	336	112601. 26	399	112921._.	337	113133._.	319

INDEX CODE / PRODUCT

CODICE	PAGINA	CODICE	PAGINA	CODICE	PAGINA	CODICE	PAGINA	CODICE	PAGINA
113134._ _	319	113221.99	125	113242.02	250	113334._ _	127	113705._ _	271
113135._ _	319	113222.99	117	113242.02	254	113335._ _	126	113706._ _	258
113136._ _	319	113222.99	125	113243.02	117	113336.99	124	113706._ _	271
113137.99	321	113223._ _	117	113243.02	125	113336.99	255	113707._ _	258
113138.99	321	113223._ _	125	113243.02	250	113337.99	124	113707._ _	271
113139.99	321	113223.02	250	113243.02	254	113338.99	124	113708._ _	258
113201._ _	116	113223.02	254	113244.02	117	113339.99	124	113708._ _	271
113202._ _	116	113224._ _	117	113244.02	125	113339.99	255	113709._ _	258
113203._ _	116	113224._ _	125	113244.02	250	113340.99	124	113709._ _	271
113204.99	116	113224.02	250	113244.02	254	113341.99	124	113710._ _	258
113204.99	250	113224.02	254	113245.99	116	113342.99	124	113710._ _	271
113205.99	116	113225._ _	117	113245.99	250	113342.99	255	113711._ _	258
113205.99	250	113225._ _	125	113246.99	116	113343.99	124	113711._ _	271
113206.99	116	113225.02	250	113247.99	116	113343.99	255	113712._ _	258
113211.02	117	113225.02	254	113248.99	116	113401._ _	279	113712._ _	271
113211.02	125	113226._ _	117	113248.99	250	113402._ _	279	113713.99	259
113211.02	250	113226._ _	125	113249.99	116	113403._ _	279	113713.99	272
113211.02	254	113226.02	250	113249.99	250	113501.01	471	113801.01	413
113212.02	117	113226.02	254	113250.99	116	113610.01	479	113802.01	413
113212.02	125	113227._ _	117	113251.99	116	113610.01	484	113803.01	413
113212.02	250	113227._ _	125	113251.99	250	113611.01	479	113804.01	413
113212.02	254	113227.02	250	113252.99	116	113611.01	484	113805.01	413
113213.02	117	113227.02	254	113253.99	116	113612.01	483	113806.01	413
113213.02	125	113228._ _	117	113254.99	116	113613.01	483	113901.00	341
113213.02	250	113228._ _	125	113254.99	250	113614.01	483	113902.00	341
113213.02	254	113228.02	250	113301._ _	124	113615.01	483	114001.00	341
113214.99	117	113228.02	254	113302._ _	124	113616.01	483	114002.00	341
113214.99	125	113229.99	117	113303._ _	124	113617.01	483	114101._ _	325
113214.99	250	113229.99	125	113304.99	124	113618.01	483	114201._ _	249
113214.99	254	113229.99	250	113304.99	255	113619.01	483	114202._ _	249
113215.99	117	113229.99	254	113305.99	124	113620.99	479	114203._ _	253
113215.99	125	113230.99	117	113305.99	255	113620.99	484	114204._ _	253
113215.99	250	113230.99	125	113306.99	124	113631.01	477	114205._ _	251
113215.99	254	113230.99	250	113307.99	124	113632.01	477	114206.99	254
113216.99	117	113230.99	254	113307.99	255	113633.01	483	114207.99	254
113216.99	125	113231.99	117	113308.99	124	113634.01	483	114208.99	254
113216.99	250	113231.99	125	113308.99	255	113635.01	483	114325._ _	259
113216.99	254	113232.99	117	113309.99	124	113636.01	483	114401.02	554
113217.99	117	113232.99	125	113310.99	124	113637.01	480	114402.02	554
113217.99	125	113233._ _	118	113314.99	125	113637.01	485	114403.02	554
113217.99	250	113233.02	250	113315.99	125	113638.01	480	441400003	336
113217.99	254	113233.02	254	113316.99	125	113638.01	485	441400003	355
113218.99	117	113234._ _	118	113317.99	125	113639.99	479	441400003	383
113218.99	125	113235._ _	118	113318.99	125	113639.99	484	A550NE	564
113218.99	250	113236._ _	119	113319.99	125	113701._ _	258	A5607NE	564
113218.99	254	113237._ _	119	113320.99	125	113701._ _	271	A5617NE	564
113219.99	117	113238._ _	119	113321.99	125	113702._ _	258		
113219.99	125	113239._ _	118	113322.99	125	113702._ _	271		
113219.99	250	113240.99	118	113329._ _	126	113703._ _	258		
113219.99	254	113241.99	119	113330._ _	126	113703._ _	271		
113220.99	117	113241.99	127	113331._ _	126	113704._ _	258		
113220.99	125	113242.02	117	113332._ _	127	113704._ _	271		
113221.99	117	113242.02	125	113333._ _	127	113705._ _	258		



Novalux è una realtà affermata nel settore illuminotecnico italiano dal 1948, e sempre più in espansione verso il mercato estero. Prima ancora, una famiglia di professionisti che cresce e si rinnova, con una carica tale da brillare ancora per decenni e decenni. Trasformazione Digitale, Valore sociale, Eccellenza, Sostenibilità. Novalux trasforma la luce e crea infinite possibilità, offrendo progettazione illuminotecnica, prodotti custom, assistenza pre/post vendita, valori certificati. Eccellenza a prova di futuro.



CERTIFICAZIONI >
CERTIFICATIONS



Novalux is a well-established brand in the Italian lighting market since 1948, which is rapidly expanding abroad. First of all, it is a family of professionals that grows and renovates with an energy that shines for decades. Digital transformation, Social Value, Excellence, Sustainability. Novalux transforms light and creates infinite possibilities, in an even more digital perspective. Novalux transforms light and creates infinite possibilities, offering lighting design services, custom products, pre- and post-sales support, and certified values. Future proof excellence.

Sede direzionale | Headquarter

NOVALUX ITALY

Via Marzabotto 2
40050 Funo di Argelato (BO)

tel. +39 051 860558
fax +39 051 6647859
info@novalux.it

P.I. 00536541204

Attività dell'azienda gestite
e coordinate da SLV GmbH

Company activities managed
and coordinated by SLV GmbH

NEWSLETTER >



Rete vendita Italia | Italy sales network

VALLE D'AOSTA - PIEMONTE

LIGHT TEAM Snc
Corso Racconigi 170
10141 Torino
info@agenzialt.it
Cell. Sergio Fichera 335 7206500
fichera@agenzialt.it
Cell. Niccolò Masinari 349 2141677
masinari@agenzialt.it

LIGURIA

LAZZARINI MAURO
Via della Pineta, 58/2
16011 Arenzano (GE)
Cell. 347 1532185
mauro.lazzarini@gmail.com
www.lazzarinimauro.com

TOSCANA

CHELINI ILLUMINOTECNICA
di Chelini Filippo
Via Vittorio Emanuele, 33
50041 Calenzano (FI)
Tel. 055 8811208
Cell. Filippo Chelini 335 6109402
Cell. Daniele Cammelli 335 6118944
Cell. Paolo Nuzzolese 338 6250103
info@cheliniilluminotecnica.it

SARDEGNA

Costa Danilo
Via Torres 7/C
07100 Sassari
Tel./Fax 079 4922990
Cell. Danilo Costa 335 6079614
costadaniilo.dc@gmail.com

SICILIA

SVR S.r.l.
Viale Regione Siciliana Nord Ovest n. 8300
90146 Palermo
Tel. 091 6791971
Fax 091 6791960
Cell. Vincenzo Salerno 335 5762757
info@svrsalerno.it

Progettazione illuminotecnica
Rosario Muledda
Cell. 335 1331776
muledda@svrsalerno.it

CALABRIA

Lu Ce & C Srl
Via S.S. Pietro e Paolo, 16
87040 Cerzeto (CS)
Cell. Luciano Celestino 393 4142443
lu.ce.srl@gmail.com

LOMBARDIA

CERVO RAPPRESENTANZE
di De Pascalis Riccardo & C SaS
Via Papa Giovanni II, 20
24058 Fara Olivana con Sola (BG)
ag.cervo.commerciale@gmail.com
commerciale@cervorap.com
(Bergamo, Brescia, Cremona, Mantova,
Monza-Brianza, Milano provincia, Lodi, Sondrio)
Cell. Riccardo De Pascalis 340 4076095
Cell. Carlo Cattaneo 347 4618150
(Como, Lecco, Varese, Milano città, Pavia)
Cell. Rinaldo Roberti 335 458140
Progettazione illuminotecnica
Mariangela Giacomazzi
Cell. 333 3394396
mg68.design@gmail.com

MARCHE - UMBRIA

DLR Srl
Via Colle Pineta, 23
65129 Pescara
Tel. 085 4516270
Cell. Roberto Di Leonardo 337 913221
info@dlrrappresentanze.it

LAZIO

3EL Snc. Rappresentanze
Uffici e showroom:
via Ubaldo Montelatici, 26
00134 Roma
Tel. 06 71356133
Cell. Fabio Buonadonna 335 6408457
Cell. Roberto La Rosa 335 6408263
Cell. Andrea Lupi 335 6408448
info@3elrappresentanze.it
www.3elrappresentanze.it
Progettazione illuminotecnica
STUDIOLUCE3
Fabio Buonadonna
Cell. 335 6408457
progettazione@3elrappresentanze.it

CAMPANIA

Punzo Salvatore
Via Napoli, 159 C.C. Meridiana
80013 Casalnuovo di Napoli (NA)
Tel. 081 5228441
Cell. Punzo Salvatore 337 971401
Cell. Roberto Cirillo 334 6289262
Cell. Esposito Davide 335 1370844
info@luminattech.it

VENETO TRENTINO ALTO ADIGE FRIULI VENEZIA GIULIA

(Padova, Vicenza, Rovigo, Venezia)
SITEL Srl (sede)
Via Lisbona, 28/A
35127 Padova
Tel. 049 760999
info@sitelx.it

(Verona, Trentino Alto Adige)
SITEL Srl (filiale)
Via Spagnole, 2/B
37015 Sant' Ambrogio di Valpolicella (VR)
Tel. 049 760999
info@sitelx.it

(Treviso, Belluno, Friuli Venezia Giulia)
SITEL Srl (filiale)
Via Don Pietro della Toffola, 24
33074 Fontanafredda (PN)
Tel. 049 760999
info@sitelx.it

EMILIA ROMAGNA

B & Q ILLUMINOTECNICA Srl
Centergross Blocco 2A n° 147
40050 Funo di Argelato (BO)
Tel. 051 861445
Cell. Adriano Querciagrossa 348 7813992
Cell. Lorenzo Pierini 348 7813993
Cell. Daniele Molinari 348 0306938
Cell. Mattia Grazi 388 4479463
info@bqsr.it
www.bqsr.it

ABRUZZO - MOLISE

DLR Srl
Via Colle Pineta, 23
65129 Pescara
Tel. 085 4516270
Cell. Roberto Di Leonardo 337 913221
info@dlrrappresentanze.it

PUGLIA - BASILICATA

VERDEBELLO RAPPRESENTANZE Sas
Via Don Guanella, 15/g
70124 Bari
Tel. 080 5023511 - 080 5024922
Cell. Daniele Verdebello
346 1007163
info@verdebello.it
d.verdebello@verdebello.it

(Bari, Barletta-Andria-Trani, Foggia e Basilicata)
Cell. Dario De Francesco 347 1892574
d.defrancesco@verdebello.it

(Lecce, Brindisi, Taranto)
Cell. Cristian Campeggio 380 1013239
c.campeggio@verdebello.it

Rete vendita estero | Export sales network

export@novalux.it

NOVALUX OFFICE BELGIUM

Herentalsebaan 429
2160 Wommelgem
tel. +32 3 385 30 08
info@novaluxlighting.be

STUDIO

Kloosterstraat 18
2000 Antwerpen
tel. +32 3 385 30 08

NOVALUX OFFICE FRANCE

Zac du Martelet 88
Rue Henri Dépaigneux
F-69400 LIMAS
tel. +33 4 69 47 00 00
info@novaluxlighting.fr

NOVALUX OFFICE SWISS

Route du Bey 6 Box 1-4
Z.I. La Jonnaire
CH-1847 Rennaz
tel. +41 21 811 32 32
info@novaluxlighting.ch

STUDIO

Grünaustrasse 18
8953 Dietikon
tel. +41 21 811 32 49

SPAIN

BUIO CONCEPT SL
Calle Solitica 43
38440 La Guancha
Santa Cruz de Tenerife
tel. +34 666714024
info@buio.es

CONDIZIONI GENERALI DI VENDITA

VALIDITÀ LISTINO Il presente listino prezzi sostituisce ed annulla tutte le precedenti edizioni. E' espressamente vietata la riproduzione anche parziale di figure e descrizioni riportate nella ns. documentazione commerciale, cartacea e telematica. L'Azienda si riserva in qualsiasi momento, senza preavviso ed obbligo di comunicazione, la facoltà di effettuare modifiche e/o aggiornamenti relativi a prodotti o a quant'altro indicato nella documentazione stessa, secondo le esigenze di fabbricazione e per il perfezionamento degli apparecchi.

ORDINI Importo minimo d'ordine e di fatturazione € 150,00 netto IVA esclusa. Gli ordini verranno evasi secondo le richieste dei clienti; eventuali alternative al prodotto richiesto verranno fornite solo dopo averne dato comunicazione al cliente ed aver ricevuto la sua approvazione.

PREZZI I prezzi di listino si intendono IVA ESCLUSA; ci riserviamo la facoltà di modificare i medesimi in base all'andamento dei costi o qualsivoglia altra necessità aziendale. L'Imposta sul Valore Aggiunto è sempre a carico del committente.

TERMINI DI CONSEGNA I termini di consegna delle merci sono indicativi e non sono mai vincolanti per la ditta fornitrice; eventuali ritardi o mancate spedizioni non possono dare luogo a contestazioni o penali di alcun genere.

TRASPORTO La merce viene spedita in PORTO FRANCO per ordini di importo superiori a € 775,00 netto merce IVA esclusa.

RECLAMI I reclami devono essere DOCUMENTATI e fatti pervenire in Novalux S.r.l. entro 8 gg. dal ricevimento della merce. Trascorso questo termine non si accettano reclami; detto reclamo non dà diritto alla sospensione dei pagamenti. Le richieste per danneggiamenti dovuti al trasporto devono essere inoltrate a Novalux S.r.l. allegando DDT riportante riserva specifica entro e non oltre 8 gg. dal ricevimento del materiale.

RESI Eventuali resi di materiale dovranno essere sempre autorizzati per iscritto dall'azienda Novalux S.r.l. secondo le regole aziendali. Per i dettagli richiedere il documento a Novalux.

GARANZIA Il materiale venduto dalla società Novalux S.r.l. è garantito da eventuali difetti di fabbricazione secondo i termini di legge. Tale garanzia decorre dalla data di spedizione della merce indicata sul d.d.t. , e non può prolungarsi per l'inattività dell'apparecchio a causa della riparazione. La garanzia copre esclusivamente i guasti riferiti al prodotto che ne determinino un cattivo funzionamento; sarà comunque esclusiva facoltà della società Novalux S.r.l. decidere se effettuare l'intervento alla sole parti danneggiate o sostituire integralmente il prodotto.

La garanzia non si applica in caso di danni provocati da incuria, uso o installazione non conformi alle istruzioni fornite, danni causati da errati interventi, danni dovuti a cause accidentali, o a negligenze dell'acquirente con particolare riferimento alle parti esterne.

Inoltre non si applica in caso di guasti conseguenti a collegamenti dell'apparecchio a tensioni diverse da quelle indicate oppure a improvvisi mutamenti di tensioni nella rete cui l'apparecchio è collegato, così come in caso di guasti causati da scariche induttive/elettrostatiche o scariche provocate da fulmini o altri fenomeni esterni all'apparecchio. Sono escluse dalla garanzia le parti soggette ad usura in seguito all'utilizzo, come: lampade, starter e batterie quando fornite in dotazione. Per eventuali danni a persone, cose, animali, che dovessero direttamente o indirettamente derivare dall'uso improprio dell'apparecchio, la società Novalux S.r.l. declina ogni responsabilità.

NORME DI SICUREZZA I prodotti nella loro versione standard sono conformi alle Direttive Comunitarie Europee "CE".

PAGAMENTI La Società Novalux S.r.l., si riserva la proprietà esclusiva del materiale venduto fino all' avvenuto pagamento del prezzo relativo all'intero ammontare della fornitura. I pagamenti sono validi solo se effettuati direttamente al nostro domicilio o a persone/società da noi autorizzate. Il protrarsi di mancati pagamenti alla scadenza stabilita ci autorizzerà a sospendere l'evasione di eventuali ordini in corso e a revocare con effetto retroattivo l'eventuale "sconto cassa" indicato in fattura.

INFORMATIVA AI SENSI DEL D.LGS. 196 DEL 30-06-2003 Ai sensi del D. Lgs. 196 del 30 giugno 2003, il trattamento dei dati anagrafici forniti avrà luogo c/o la Sede della Società Novalux S.r.l. L'archiviazione dei dati sarà eseguita su supporti cartacei e/o magnetici, al fine di consentire alla società Novalux S.r.l. di eseguire gli obblighi strettamente correlati all'esecuzione degli ordini e delle relative comunicazioni agli Istituti Bancari di cui usualmente ci avvaliamo.

CONTROVERSIE Per ogni controversia si stabilisce la competenza dell'Autorità Giudiziaria di Bologna.

GENERAL TERMS & CONDITIONS OF SALE

VALIDITY OF THE PRICE LIST The present price list replaces and supersedes all the previous editions. Any reproduction, even partial, of pictures and descriptions mentioned in our commercial documentation, both paper copy or telematic copy, is clearly forbidden. The Company reserves at any moment the right to make modifications or/and updates relating to the products or to any other item indicated in the same documentation, based on production needs and in order to improve the fixtures.

ORDERS Minimum of order EUR 250,00 net invoiced. Orders will be supplied on the basis of the Clients' requests. Any alternatives to the ordered products may be supplied only after communicating them to the Client and upon receiving the Client's approval.

PRICES The price list reports gross prices excluding VAT. The Company reserves the right to modify the same prices in base of the costs trend or whatever Company necessity.

DELIVERIES Delivery times are always indicative and never binding for the Company; eventual delays or missing shipments cannot entail contestations or penalties of any kind.

TRANSPORT The goods are delivered Ex-Works in Funo di Argelato. The prices reported in this price list do not include the transport.

CLAIMS Claims must be DOCUMENTED and addressed to the Company within 8 working days from the goods receipt. Beyond this term, any claims will be rejected. The claim does not give the right of payment suspension. Any damages occurred during the transportation cannot be charged to the Company and must be addressed to the Forwarder.

RETURN OF GOODS Any return of products must follow a RMA Return Merchandise Authorization written by the Company in accordance with the company policy. Details should be requested from Novalux.

WARRANTY Products sold by the Company are guaranteed from eventual fabrication defect on the basis of the terms of law. The warranty starts from the date of shipment as reported on the bill of transportation, and cannot be extended to cover the period of inactivity of the products due to repair. The warranty covers exclusively those failures that result in the product malfunctioning. The Company will keep the exclusive right to evaluate whether to fix the sole damaged parts, or to replace the entire products.

The warranty doesn't cover the damages caused by negligence, usage or installation not in conformity with instructions sheets, or caused by mistaken actions, accidental causes, or negligence of the Client with particular reference to the external parts. The warranty is furthermore not applicable to the failures caused by electrical connections to voltages different from those indicated or by sudden fluctuations of tension, as well as by inductive/electrostatic discharges or lightning. The warranty doesn't cover the parts subject to wear, i.e.: bulbs, starters and batteries. In case of damages to people, things or animals, caused directly or indirectly by improper usage of the products, the Company will deny any liability.

SAFETY STANDARD The products in their standard version are in conformity with European Community directives "CE".

PAYMENTS The Company reserves itself the property of the sold products until the full payment of the entire invoiced sum. Payments are effective only if remitted directly to the Company or to people/societies authorized by the Company. Perpetuation of missing payments beyond the agreed deadline will authorize the Company to hold any further order and to revoke any additional discount for advanced payment even if written on the invoice.

INFORMATION SUBJECT TO DECREE 196 OF 30-06-2003 As per Decree 196 of 30th of June 2003, data&information provided to Novalux will be handled in the headquarters of Novalux S.r.l. Archiving of data will be performed in hard or soft copies, in order to allow Novalux S.r.l. to fulfil its obligations strictly related to completion of orders and related communications to Banks and financial institutions with whom the Company regularly works.

DISPUTES For any dispute, the competent authority is the law courts of Bologna.

Il presente documento potrebbe includere inesattezze tecniche o errori tipografici che verranno corretti a esclusiva discrezione di Novalux srl non appena saranno rilevati. Novalux srl si riserva inoltre il diritto di cambiare i contenuti del documento in qualsiasi momento, senza preavviso. Con la tecnologia attuale non è possibile mostrare l'esatta qualità delle immagini dei prodotti come questi appaiono dal vivo. Le immagini presentate pertanto sono solo a scopo illustrativo e per finalità promozionali. Tutti i contenuti presenti su questa pubblicazione, nonché il design della stessa, appartengono unicamente a Novalux srl oppure a società collegate e/o controllate e sono protetti dalla normativa dettata in materia di tutela della proprietà intellettuale e del diritto d'autore. È pertanto vietato modificare, copiare, riprodurre, distribuire, trasmettere o diffondere senza autorizzazione ogni suo contenuto.

The present document may include some technical inaccuracies or typing errors that will be amended exclusively at novaluxdiscretion as soon as they will be noticed. Also Novalux srl reserves the right to modify the document contents at any time, without advanced notice. The actual technology does not allow to display the same exact quality of the product pictures as they appear in reality. These pictures are displayed only for demonstration purpose and for promotional scope. All the contents present in this publication, including the same graphics, belong exclusively to Novalux srl or to companies associate or subsidiary of Novalux and are protected by the laws inherent the intellectual property rights and the copyright. Therefore it's forbidden modifying, copying, reproducing, distributing, transmitting or disclosing without authorization every own content.

Marzo 2025

